

Global, regional, and national burden of diabetes from 1990 to 2021, with projections of prevalence to 2050: a systematic analysis for the Global Burden of Disease Study 2021



GBD 2021 Diabetes Collaborators*



Summary

Background Diabetes is one of the leading causes of death and disability worldwide, and affects people regardless of country, age group, or sex. Using the most recent evidentiary and analytical framework from the Global Burden of Diseases, Injuries, and Risk Factors Study (GBD), we produced location-specific, age-specific, and sex-specific estimates of diabetes prevalence and burden from 1990 to 2021, the proportion of type 1 and type 2 diabetes in 2021, the proportion of the type 2 diabetes burden attributable to selected risk factors, and projections of diabetes prevalence through 2050.

Methods Estimates of diabetes prevalence and burden were computed in 204 countries and territories, across 25 age groups, for males and females separately and combined; these estimates comprised lost years of healthy life, measured in disability-adjusted life-years (DALYs; defined as the sum of years of life lost [YLLs] and years lived with disability [YLDs]). We used the Cause of Death Ensemble model (CODEm) approach to estimate deaths due to diabetes, incorporating 25 666 location-years of data from vital registration and verbal autopsy reports in separate total (including both type 1 and type 2 diabetes) and type-specific models. Other forms of diabetes, including gestational and monogenic diabetes, were not explicitly modelled. Total and type 1 diabetes prevalence was estimated by use of a Bayesian meta-regression modelling tool, DisMod-MR 2.1, to analyse 1527 location-years of data from the scientific literature, survey microdata, and insurance claims; type 2 diabetes estimates were computed by subtracting type 1 diabetes from total estimates. Mortality and prevalence estimates, along with standard life expectancy and disability weights, were used to calculate YLLs, YLDs, and DALYs. When appropriate, we extrapolated estimates to a hypothetical population with a standardised age structure to allow comparison in populations with different age structures. We used the comparative risk assessment framework to estimate the risk-attributable type 2 diabetes burden for 16 risk factors falling under risk categories including environmental and occupational factors, tobacco use, high alcohol use, high body-mass index (BMI), dietary factors, and low physical activity. Using a regression framework, we forecast type 1 and type 2 diabetes prevalence through 2050 with Socio-demographic Index (SDI) and high BMI as predictors, respectively.

Findings In 2021, there were 529 million (95% uncertainty interval [UI] 500–564) people living with diabetes worldwide, and the global age-standardised total diabetes prevalence was 6.1% (5.8–6.5). At the super-region level, the highest age-standardised rates were observed in north Africa and the Middle East (9.3% [8.7–9.9]) and, at the regional level, in Oceania (12.3% [11.5–13.0]). Nationally, Qatar had the world's highest age-specific prevalence of diabetes, at 76.1% (73.1–79.5) in individuals aged 75–79 years. Total diabetes prevalence—especially among older adults—primarily reflects type 2 diabetes, which in 2021 accounted for 96.0% (95.1–96.8) of diabetes cases and 95.4% (94.9–95.9) of diabetes DALYs worldwide. In 2021, 52.2% (25.5–71.8) of global type 2 diabetes DALYs were attributable to high BMI. The contribution of high BMI to type 2 diabetes DALYs rose by 24.3% (18.5–30.4) worldwide between 1990 and 2021. By 2050, more than 1.31 billion (1.22–1.39) people are projected to have diabetes, with expected age-standardised total diabetes prevalence rates greater than 10% in two super-regions: 16.8% (16.1–17.6) in north Africa and the Middle East and 11.3% (10.8–11.9) in Latin America and Caribbean. By 2050, 89 (43.6%) of 204 countries and territories will have an age-standardised rate greater than 10%.

Interpretation Diabetes remains a substantial public health issue. Type 2 diabetes, which makes up the bulk of diabetes cases, is largely preventable and, in some cases, potentially reversible if identified and managed early in the disease course. However, all evidence indicates that diabetes prevalence is increasing worldwide, primarily due to a rise in obesity caused by multiple factors. Preventing and controlling type 2 diabetes remains an ongoing challenge. It is essential to better understand disparities in risk factor profiles and diabetes burden across populations, to inform strategies to successfully control diabetes risk factors within the context of multiple and complex drivers.

Funding Bill & Melinda Gates Foundation.

Copyright © 2023 The Author(s). Published by Elsevier Ltd. This is an Open Access article under the CC BY 4.0 license.

Lancet 2023; 402: 203–34

Published Online

June 22, 2023

[https://doi.org/10.1016/S0140-6736\(23\)01301-6](https://doi.org/10.1016/S0140-6736(23)01301-6)

See [Comment](#) page 163

*Collaborators are listed at the end of the Article

Correspondence to: Dr Kanyin Liane Ong, Institute for Health Metrics and Evaluation, University of Washington, Seattle, WA 98195, USA ongl@uw.edu

Research in context

Evidence before this study

The Global Burden of Diseases, Injuries, and Risk Factors Study (GBD) generates publicly available estimates of total (inclusive of type 1 and type 2) diabetes deaths, prevalence, years of life lost (YLLs), years lived with disability (YLDs), and disability-adjusted life-years (DALYs) at the global, super-region, region, and country and territory levels. Since GBD 2017, type-specific estimates have also been produced. The International Diabetes Federation (IDF) generates worldwide estimates of diabetes deaths and prevalence for type 1 diabetes in people aged 19 years or younger and for total diabetes in those aged 20–79 years, with the most recent estimates produced in 2021, and has projected the future prevalence of total diabetes through 2045. The NCD Risk Factor Collaboration (NCD-RisC) published global estimates in 2016 that focused on total diabetes prevalence in individuals aged 18 years and older and projected the probability that diabetes would not continue to increase by 2025. In the present study, we estimated non-fatal outcomes due to diabetes by conducting systematic reviews in PubMed from Jan 1, 1990, to Oct 16, 2018 (see appendix section 4.1.1), carrying out opportunistic searches from Jan 1, 1990, to Dec 31, 2021, and incorporating data shared by country collaborators and WHO in addition to insurance claims data. To estimate diabetes risk relative to risk factor exposure, separate systematic reviews were done for each risk factor by accessing various databases (PubMed, Embase, and Web of Science) with endpoints ranging from 2019 to 2022 (see appendix sections 5.1.1–5.1.6).

Added value of this study

Global estimates are essential to policy makers, health-care professionals, health researchers, and individuals with diabetes, but only GBD data and methods are exhaustive across diabetes type, age, and sex, for 204 countries and territories; explicitly quantify the proportion of the diabetes burden attributable to specific risk factors; predict diabetes prevalence to 2050;

and are designed to capture both undiagnosed and diagnosed cases. Various research groups have made use of publicly available GBD data to report on the diabetes burden and risk factors and produce short-term forecasts. Our study, as part of the larger GBD analytical enterprise, leverages the newest available data and methods. We apply and detail the updated GBD analytical and evidentiary framework to generate comprehensive, type-specific estimates of diabetes burden for all regions of the world, across the human lifespan, for males and females separately and combined. We also quantify the proportion of type 2 diabetes attributable to 16 selected risk factors concurrently to highlight the main drivers of diabetes. The continued global spread of diabetes presents a massive public health challenge. The location-specific and population-specific data we present on the likely trajectory of diabetes in the coming decades are crucial to inform policy makers and public health professionals as they prepare to address the impending threat to the communities they serve.

Implications of all the available evidence

Policy makers and public health officials worldwide are increasingly concerned by soaring diabetes prevalence rates and their implications for health-care systems and societies. At the current pace, we project that more than 1.31 billion people will be living with diabetes by 2050, most of whom will have type 2 diabetes. Addressing escalating challenges to diabetes prevention and barriers to managing the disease and its complications will become a requisite component of health-care provision worldwide. There is an urgent need to tackle adverse trends in the prevalence of risk factors for type 2 diabetes, particularly obesity. Without new and far-reaching approaches targeting not only risk factors but also the social and logistical barriers that limit access to treatment and medical attention, diabetes will continue to exert increasingly negative effects on the quality of life of individuals, health of populations, and the strength of global economies for decades to come.

Introduction

Diabetes is a serious, chronic disease characterised by elevated blood glucose concentrations related to the effects of abnormal β -cell biology on insulin action.^{1–5} According to estimates from the Global Burden of Diseases, Injuries, and Risk Factors Study (GBD) 2019, diabetes was the eighth leading cause of death and disability combined in the world, with nearly 460 million people across every country and age group living with the disease in 2019.⁶ Diabetes represents a substantial burden to health-care systems,^{2,7–9} with estimates by the International Diabetes Federation (IDF) indicating that 537 million people worldwide had diabetes in 2021, resulting in health expenditures of US\$966 billion globally, forecast to reach more than \$1054 billion by 2045.^{4,10} The 2016 NCD Risk Factor Collaboration (NCD-RisC) Study projected that the probability of meeting global targets to halt the rising diabetes

prevalence by 2025 was lower than 1% for women and even lower for men.¹¹ Diabetes is also a major risk factor for ischaemic heart disease and stroke,¹² which were estimated by GBD 2019 to be the first and second leading causes, respectively, of the global disease burden.⁶

Type 1 and type 2 diabetes are the most common forms of the disease and are diagnosed through well established criteria.^{12,4} Type 1 diabetes often develops during childhood, while type 2 diabetes has a strong genetic component and a robust association with obesity and a sedentary lifestyle.^{10,13} Although prevention and management approaches differ between diabetes types, there are well established strategies to reduce the disease burden, including limiting risk factors for type 2 diabetes,² increasing access to treatment such as insulin,¹⁴ and enhancing the health-system infrastructure.^{2,14,15} However, social determinants of health have led to considerable disparities across populations in risk factor profiles,

For estimates from GBD 2019 see <https://vizhub.healthdata.org/gbd-compare>

access to screening and treatment, and available health services.^{16–19} Hence, the burden of diabetes-related deaths and disability, as well as their drivers, varies widely.^{14,20–26} The *Lancet* Commission on diabetes published in 2020 highlights the unequal burden of the disease on people in low-income and middle-income countries (LMICs), reporting that 80% of diabetes cases occur in LMICs.² The *Lancet* Commission noted that, in addition to underfunded and ill-prepared health-care systems, LMICs are beset by socioeconomic challenges such as poor nutrition, poverty, and physical inactivity, and emphasised the pressing need for accurate, focused data to guide the development of effective programmes targeting these factors. It was further argued as imperative to accurately identify and characterise the populations at highest risk—defined by their demographic features and exposure to key risk factors—in addition to forecasting how the diabetes burden is expected to increase along these dimensions in the future.

In response to this need and in support of recent calls to action sounded by the global community, as embodied in initiatives such as the 2020 *Lancet* Commission on diabetes and the 2021 WHO Global Diabetes Compact, our work applies and explicates the newly updated methodological framework of GBD to generate estimates of total diabetes and type-specific (type 1 and type 2) diabetes prevalence and burden from 1990 to 2021. This approach allows us to break down these estimates with a high degree of granularity by location, age, and sex, and to present a more holistic picture of the landscape of diabetes—including drivers of the disease and how they have changed over time, as well as forecasting global and location-specific diabetes prevalence through 2050.

This manuscript was produced as part of the GBD Collaborator Network and in accordance with the GBD Protocol.²⁷

Methods

Overview

To obtain the data used in models, GBD conducts systematic reviews and opportunistic searches, and utilises data shared by country collaborators and WHO. Data seeking is iterative and continuously in process in order to identify new sources. Information on data seeking efforts conducted for GBD iterations through GBD 2019 has been published previously^{6,28,29} and is provided in the appendix (section 4.1.1). For this study, we identified 27193 data sources to which we applied the methodological and evidentiary framework provided by GBD. The present analysis does not reflect the potential impact of the COVID-19 pandemic on diabetes prevalence and burden since these data were not available at the time of the analysis.

We report primarily on diabetes prevalence and burden because these metrics are particularly salient for characterising type 2 diabetes and capturing aspects of the rapid global rise of diabetes; however, we also provide

mortality estimates in the appendix (table S24). Moreover, mortality data were included in the calculation of our principal metrics: prevalence (via cause-specific mortality rates used in the compartmental disease modelling process) and years of life lost (YLLs; via measures of expected age of mortality), and, by extension, disability-adjusted life-years (DALYs), which are the sum of YLLs and years lived with disability (YLDs).

We report many estimates generated as age-standardised results (ie, extrapolated to a hypothetical population with a standardised age structure) to allow comparison of estimates made in populations with different age structures. The standard population was calculated with the non-weighted mean of the age-specific population proportional distributions for all national locations with populations greater than 5 million in 2019 from GBD 2019.

This study complies with the Guidelines for Accurate and Transparent Health Estimates Reporting (GATHER) statement (appendix table S1).³⁰

Mortality

There were 25666 location-years of death data included in the fatal model (appendix section 3.1). We used vital registration data and verbal autopsy⁶ data coded as diabetes since 1980 (appendix section 3.2.1). Codes for causes that either did not lead to death or were intermediate causes, but for which diabetes could have been the underlying cause—referred to as garbage codes³¹—were eligible for inclusion in the diabetes model⁶ (appendix section 3.2.1). Approximately 11·1% of deaths coded to diabetes were reassigned from garbage codes.

More than 50% of deaths coded to diabetes did not specify a type. We developed a log-linear regression model to predict the type-specific proportion of deaths among those coded to unspecified diabetes. The model was informed by data that specified the diabetes type and, for a given country, included two parameters: first, country-years in which more than 50% of deaths due to diabetes were coded as being due to type 1 or type 2 diabetes; and second, for country-years with type-specific coding, those in which 70% or more of type-specific deaths for people older than 25 years were coded as type 2 diabetes. We included prevalence of obesity as a covariate and redistributed deaths accordingly to type 1 or type 2 diabetes. More details are provided in the appendix (section 3.2.3).

We ran separate mortality models for type 1 diabetes, type 2 diabetes, and total diabetes. We assumed that all deaths due to diabetes in people younger than 15 years were from type 1 diabetes. We used the Cause of Death Ensemble model (CODEm),⁶ a highly automated analytical tool that selects an ensemble of mixed-effects or spatiotemporal Gaussian regression models of mortality rates or cause fractions with varying combinations of predictive covariates. Ensembles were

For more on the WHO Global Diabetes Compact see <https://www.who.int/initiatives/the-who-global-diabetes-compact>

See Online for appendix

selected on the basis of out-of-sample predictive validity testing. We included 19 covariates, six associated with type 1 diabetes and 13 associated with type 2 diabetes, which were selected on the basis of known or postulated relationships with development or management of diabetes (appendix section 3.3).

Non-fatal outcomes

The reference case definition for diabetes was a fasting plasma glucose (FPG) concentration of 7 mmol/L (126 mg/dL) or greater, or a person using insulin or diabetes medication. We included any population-representative source that provided individual-level data or reported the prevalence or incidence of diabetes defined by the source's glucose threshold from tests of FPG, glycated haemoglobin (HbA_{1c}), oral glucose tolerance (OGTT), or post-prandial glucose (PPG), or any population-representative source that reported mean FPG and uncertainty around the estimate.³² We also used insurance claims data from the USA and Taiwan (province of China), since these were locations for which we had access to insurance claims. We included studies reporting the incidence of type 1 diabetes. We incorporated data found through systematic reviews conducted from Jan 1, 1990, to Oct 16, 2018 (appendix section 4.1.1),^{6,28,29} and carried out opportunistic literature searches from Jan 1, 1990, to Dec 31, 2021. Between 2020 and 2021, we reviewed all data provided by GBD collaborators through the Global Health Data Exchange (GHDx) and prospectively sought individual-level data from the WHO STEPwise Approach to NCD Risk Factor Surveillance (STEPS) surveys (appendix section 4.1.1). There were 1527 location-years of data from 172 countries (84·3% of the 204 countries and territories included in GBD) used in the diabetes modelling process (appendix section 4.1.1).

Where possible, we used individual-level data from surveys that collected glucose measurements to calculate age-sex-year-location-specific prevalence estimates and used the information included in the survey metadata to inform how the sampling strategy, sampling frame, and sampling weights were incorporated into the estimates and uncertainty.

We used the meta-regression Bayesian, regularised, trimmed (MR-BRT)³³ tool to generate coefficients that were used to adjust estimates from studies that did not define diabetes with the reference definition (appendix section 4.2.2). For data from people aged younger than 15 years, we assumed that all diabetes cases were type 1 diabetes and that all patients had sought hospital care due to their insulin dependence. We also converted population-level mean FPG estimates to diabetes prevalence estimates (appendix section 4.2.2).

We ran separate non-fatal models for type 1 diabetes and total diabetes. We used a hierarchical Bayesian meta-regression modelling tool, DisMod-MR 2.1,⁶ to estimate prevalence due to diabetes from 1990 to 2021. Differential

equations in DisMod-MR 2.1 produce a consistent set of estimates based on data on prevalence, incidence, and cause-specific mortality rates generated from the fatal modelling process. In the type 1 diabetes model, we included three predictive covariates: proportion of livebirths in women aged 35 years and older and maternal education (years per capita) as predictors of type 1 diabetes incidence; and the Healthcare Access and Quality Index (HAQ Index)³⁴ as a predictor of type 1 diabetes excess mortality rate. We assumed there was no remission (ie, no cure). In the total diabetes model, we included two predictive covariates—prevalence of obesity and year as predictors of diabetes prevalence—and assumed that annual remission could be no more than 1% (appendix sections 4.3.1 and 4.3.2). Because most data sources in adults reported prevalence of total diabetes or did not use a robust strategy to exclude people with type 1 diabetes, we were not confident in the accuracy of the data available that were labelled as type 2 diabetes. As an alternative, we subtracted the year-age-sex-location-specific estimates of type 1 diabetes from total diabetes to produce estimates of type 2 diabetes (appendix section 4.3.3).

YLLs, YLDs, and DALYs

The methods for calculating YLLs, YLDs, and DALYs have been described elsewhere,⁶ but in brief, YLLs were the product of the number of deaths and standard life expectancy at each age of death,³⁵ and YLDs were the product of the prevalence of each sequela and its corresponding disability weight.³⁶ We included estimates for four diabetic sequelae for each type of diabetes: neuropathy, diabetic foot, lower limb amputation, and vision loss due to retinopathy. Each sequela had separate disability weights that were used to calculate YLDs (appendix sections 4.2.4, 4.3.4, and 4.4). YLDs were corrected for comorbidities with all other causes of ill health, assuming independence and a multiplicative function. DALYs were the sum of YLLs and YLDs.

Risk-attributable burden

We modelled 16 detailed risk factors for diabetes: ambient particulate matter pollution, household air pollution from solid fuels, smoking, second-hand smoke, high alcohol use, high body-mass index (BMI), diet low in fruits, diet low in vegetables, diet low in whole grains, diet high in red meat, diet high in processed meat, diet high in sugar-sweetened beverages, diet low in fibre, low physical activity, high air temperature, and low air temperature (appendix section 5.1). These risk factors fall into six categories: environmental or occupational, tobacco use, high alcohol use, high BMI, dietary risks, and low physical activity. All risk factors have been shown to be associated with type 2 diabetes, but high air temperature and low air temperature are the only risk factors associated with type 1 diabetes.²⁸

To quantify the relationship between each risk factor and diabetes, we carried out meta-analyses following the

For more on the Global Health Data Exchange see <http://ghdx.healthdata.org/>

For more on the WHO STEPwise Approach to NCD Risk Factor Surveillance see <https://www.who.int/teams/noncommunicable-diseases/surveillance/systems-tools/steps>

comparative risk assessment approach, a framework used by GBD since 2002 that is predicated on a causal web of hierarchically organised, potentially overlapping health risks.^{29,37} For each risk factor analysed here, we estimated the relative risk of diabetes as a function of risk exposure, using the following methods, which have been extensively detailed elsewhere.^{33,38} In brief, we did a literature review of studies that estimated diabetes risk relative to risk factor exposure and extracted data to input into a set of flexible meta-regression procedures using regularised splines to estimate risk functions, as an alternative to imposing a log-linear risk–outcome relationship. Accuracy was further improved by using a robust likelihood-based approach—least-trimmed squares—to detect and trim 10% of the outlying data, testing and adjusting for bias related to study design, and integrating over exposure ranges to account for inconsistency in exposure levels between data sources.

Following methods established previously,²⁸ we used DisMod-MR 2.1 or spatiotemporal Gaussian process regression to estimate exposure distributions for each risk factor by age, sex, year, and location, and further determined the theoretical minimum risk exposure level (TMREL), the counterfactual level of exposure that would minimise the risk of diabetes, on the basis of epidemiological evidence. Exposure, relative risk estimates, and TMREs were used to calculate population attributable fractions (PAFs) for each risk factor by location, age, sex, and year. PAFs quantify the proportional reduction in diabetes that would occur if exposure to the given risk factor was reduced to the TMREL. PAFs were multiplied by metrics of disease burden—in this instance, DALYs—to estimate the risk-attributable burden.

Forecasting

We used forecasted Socio-demographic Index (SDI)³⁹ as a predictor in a regression model to estimate the prevalence of type 1 diabetes and forecasted BMI as the predictor for estimating the prevalence of type 2 diabetes. These metrics were forecast through 2050, by age, sex, year, and location.⁴⁰ For each location (*l*), age (*a*), sex (*s*), and year (*y*), we logit-transformed the GBD 2019 diabetes prevalence estimates $\text{logit}(Y_{l,a,s,y})$ and used a fixed coefficient (β_1) on SDI only for type 1 diabetes (equation 1)

$$E[\text{logit}(Y_{l,a,s,y})] = \beta_1 \text{SDI} + a_{l,a,s}$$

and BMI for type 2 diabetes (equation 2) over time, and a random intercept (α).

$$E[\text{logit}(Y_{l,a,s,y})] = \beta_1 \text{BMI} + a_{l,a,s}$$

We computed the difference between the GBD estimates in rate space and the forecasted estimates for 2021 and shifted the forecasting trend through 2050 to

align with that of GBD. To calculate the number of cases, we used the forecasted population multiplied by the corresponding predicted prevalence. Population forecasts are described by Vollset and colleagues.⁴⁰

Uncertainty and presentation of results

At each modelling step described above, parameter uncertainty was incorporated by randomly drawing 100 samples from each age-sex-location-year-specific parameter distribution and propagating this uncertainty forward through each subsequent step of the analysis. Likewise, 95% uncertainty intervals (UIs) for final estimates were calculated by generating 100 random draws from the estimate distribution and taking the 2·5th and 97·5th percentile values across the 100 draws.

All count data reported are presented to three significant figures, while rates and percentages are presented to one decimal place.

Geographical locations reported

Diabetes estimates were generated for 204 countries and territories that are grouped on the basis of epidemiological patterns into seven super-regions, with these super-regions further grouped into 21 regions based on geographical and epidemiological similarity (see appendix section 7, table S18, for the full GBD location hierarchy).

Code availability

All codes used for these analyses are publicly available online. Analyses were carried out with R (version 4.2.2).

For the codes see https://github.com/ihmeuw/birds/tree/diabetes_lancet_2023

Role of the funding source

The funder of the study had no role in study design, data collection, data analysis, data interpretation, or the writing of the report.

Results

Total diabetes prevalence

In 2021, there were 529 million (95% UI 500–564) people of all ages, worldwide, living with diabetes, yielding a global age-standardised prevalence of 6·1% (5·8–6·5; figure 1). To facilitate comparison, we re-stratified our results into age groups reported by IDF and NCD-RisC.⁴¹ We estimated there were 485 million (456–517) adults aged 20–79 years with diabetes in 2021 (for comparison with the 2021 IDF estimate of 537 million in the same age group), and 321 million (304–341) people aged 18 years and older with diabetes in 2010 (for rough comparison with the 2014 NCD-RisC estimate of 422 million in the same age group; appendix table S20). Age-standardised total diabetes prevalence rates varied at the super-region level; north Africa and the Middle East had an age-standardised total diabetes prevalence rate of 9·3% (8·7–9·9), with country-specific rates of more than 10% in 11 countries in this region: Iraq (15·3%; 14·3–16·2), Kuwait (15·2%; 14·1–16·3), Qatar

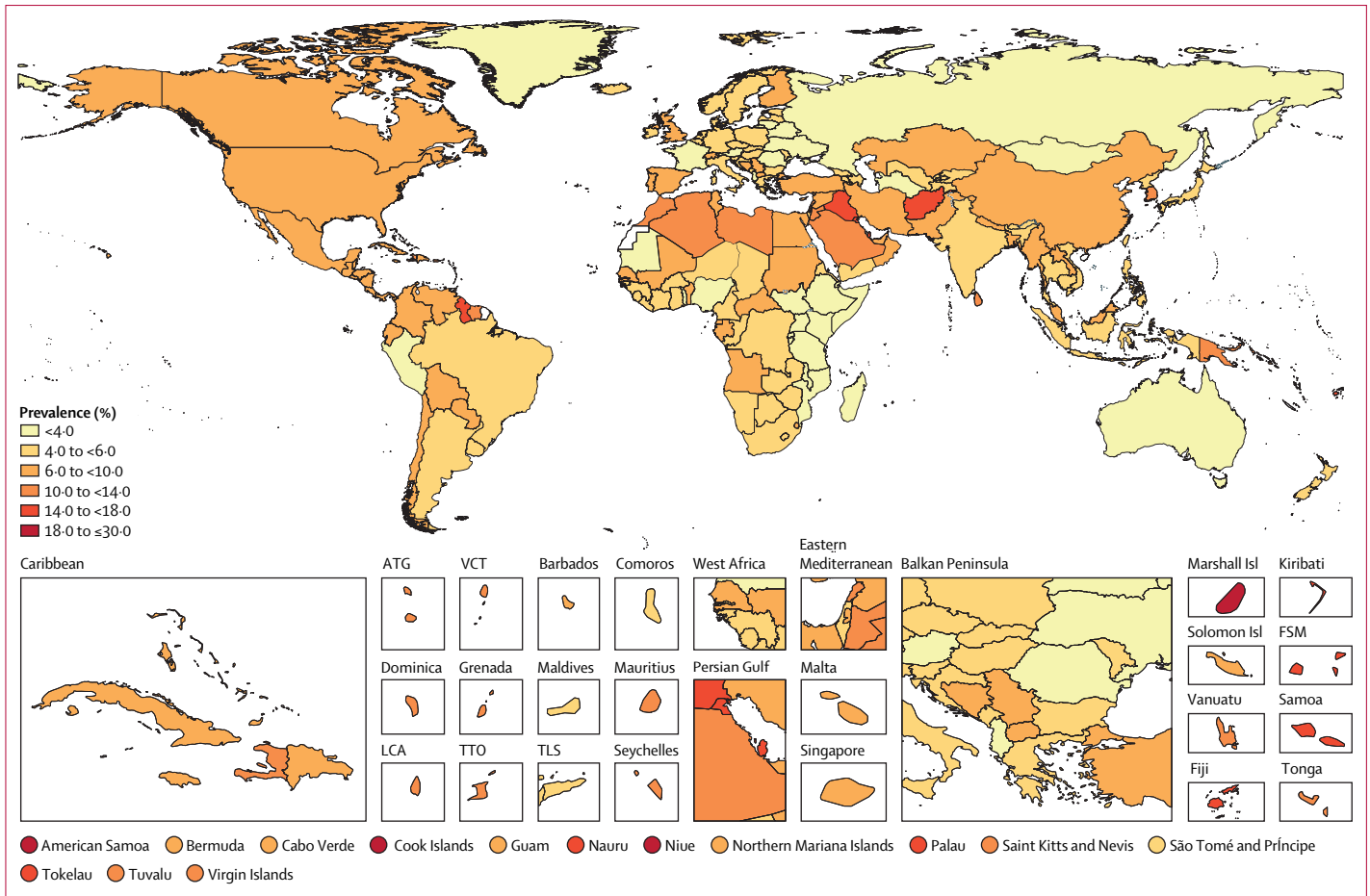


Figure 1: Age-standardised total diabetes prevalence rates in 2021
 ATG=Antigua and Barbuda. VCT=Saint Vincent and the Grenadines. LCA=Saint Lucia. TTO=Trinidad and Tobago. Isl=Islands. FSM=Federated States of Micronesia. TLS=Timor-Leste.

(15.1%; 14.0–16.2), Bahrain (15.0%; 14.1–15.8), Afghanistan (14.6%; 13.5–15.5), Morocco (13.8%; 12.7–14.7), Jordan (13.5%; 12.6–14.5), Saudi Arabia (11.3%; 10.6–12.0), Lebanon (11.1%; 10.3–11.8), Libya (10.6%; 9.9–11.6), and Algeria (10.0%; 9.3–10.7). Oceania had the highest regional age-standardised prevalence, at 12.3% (11.5–13.0), where 15 of 18 countries and territories had a prevalence greater than 10%; age-standardised prevalence rates were greater than 20% in the Marshall Islands, at 22.2% (20.7–23.9), and American Samoa, at 21.4% (19.9–22.7). Eastern sub-Saharan Africa had the lowest regional diabetes prevalence, at 2.9% (2.7–3.1). The age-standardised diabetes prevalence exceeded 10% in 43 countries and territories in 2021 (figure 1).

Sex-specific total diabetes prevalence

The global age-standardised total diabetes prevalence was higher in males than in females (6.5% [95% UI 6.2–7.0] vs 5.8% [5.4–6.1]), with a male-to-female sex ratio of 1.14 (1.13–1.15). The ratio varied geographically, from 1.26 (1.24–1.28) in the high-income super-region

to 0.96 (0.94–0.97) in the Latin America and Caribbean super-region. At the regional level, the age-standardised diabetes prevalence in males was 1.40 (1.30–1.48) times higher than in females in central sub-Saharan Africa, but prevalence among females was more than 10% higher than in males in central Latin America, southern sub-Saharan Africa, and the Caribbean. In 64 (31.4%) countries and territories, age-standardised diabetes prevalence was lower in males than in females, and in six countries—Azerbaijan, Haiti, Laos, Mauritania, Zimbabwe, and Belize—prevalence in males was more than 20% lower than in females. Of the 140 (68.6%) countries and territories where diabetes was more prevalent in males than in females, in three countries—Angola, Uganda, and Gabon—the male prevalence was more than 50% higher than the female prevalence (appendix figure S24).

Age-specific total diabetes prevalence

Globally, total diabetes prevalence exceeded 20% in every age group between 65–95 years but was less than 1% in age groups younger than 20 years. Global diabetes prevalence

peaked between ages 75–79 years, at 24.4% (95% UI 22.3–26.2). In this age group, prevalence was highest in the north Africa and Middle East super-region, at 39.4% (36.3–42.3), and lowest in central Europe, eastern Europe, and central Asia, at 19.8% (18.3–21.6; figure 2). At the regional level, Oceania had the highest age-specific total diabetes prevalence in the world, at 43.0% (40.7–45.9) in people aged 75–79 years. The highest country-level prevalence was found in Qatar, at 76.1% (73.1–79.5) in people aged 75–79 years. In people aged 30–34 years, ten countries and territories—all in Oceania—had an age-specific prevalence that exceeded 10%: Marshall Islands (17.3% [14.8–20.3]), Cook Islands (15.1% [12.9–17.9]), Niue (14.9% [12.8–17.4]), Palau (13.6% [11.9–15.9]), Tokelau (13.1% [11.4–15.2]), Samoa (12.9% [11.0–15.1]), Nauru (12.1% [10.5–13.8]), Federated States of Micronesia (10.6% [9.2–12.2]), and Kiribati (10.4% [9.0–11.8]; appendix figure S23).

Type-specific diabetes prevalence

Type 2 diabetes cases made up 96.0% (95% UI 95.1–96.8) of all diabetes cases. More than 90% of the age-standardised diabetes prevalence rate in every super-region was due to type 2 diabetes. In two regions, less than 90% of diabetes cases were due to type 2 diabetes: 86.4% (83.3–89.4) in Australasia and 89.3% (87.0–91.5) in western Europe. Type 2 diabetes prevalence made up more than 80% of total diabetes cases in all 204 countries and territories and more than 90% of total diabetes cases in 183 (89.7%) countries and territories. There was no difference in type-specific breakdown by sex.

Total diabetes burden: YLLs, YLDs, and DALYs

Globally, there were 37.8 million (95% UI 35.4–40.2) total diabetes-related YLLs and 41.4 million (29.5–55.4) YLDs, yielding 79.2 million (67.8–92.5) DALYs due to diabetes in 2021 (table; appendix table S21). Type 2 diabetes made up 94.0% (93.6–94.6) of diabetes YLLs, 96.6% (96.0–97.3) of YLDs, and 95.4% (94.9–95.9) of DALYs. The global age-standardised diabetes DALY rate was 915.0 (782.6–1067.5) per 100 000, the YLL rate was 437.4 (409.2–464.1) per 100 000, and the YLD rate was 477.6 (340.7–637.4) per 100 000.

The age-standardised DALY rate was more than 1000 per 100 000 in four GBD super-regions: Latin America and Caribbean, sub-Saharan Africa, north Africa and the Middle East, and south Asia. Regionally, the age-standardised DALY rate varied from a high of 3577.0 (95% UI 3157.0–4120.5) per 100 000 in Oceania to a low of 511.8 (402.0–648.3) per 100 000 in western Europe. At the country level, Fiji had the highest age-standardised DALY rate, at 7333.9 (6066.7–8776.7) per 100 000. In 47 (23.0%) countries and territories, age-standardised DALY rates were greater than 2000 per 100 000 (table).

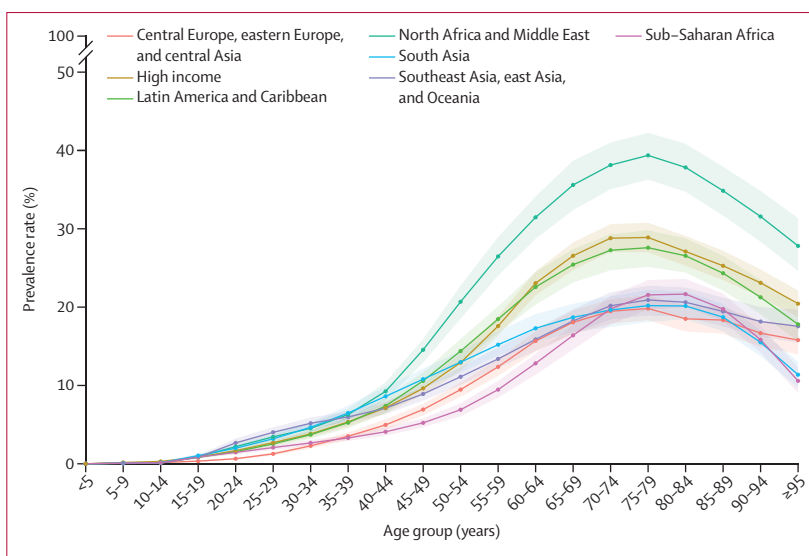


Figure 2: Prevalence of total diabetes by age and GBD super-region in 2021

The shaded areas represent 95% uncertainty intervals. GBD=Global Burden of Diseases, Injuries, and Risk Factors Study.

Type 2 diabetes risk factors

In 2021, 58.9 million (95% UI 44.2–73.9) DALYs or 76.5% (58.0–87.5) of DALYs due to type 2 diabetes were attributable to risk factors. Of the 16 risk factors we analysed, high BMI was the primary risk factor for type 2 diabetes worldwide, accounting for 52.2% (25.5–71.8) of global type 2 diabetes DALYs. Among the other risk factor groups, dietary risks combined accounted for 25.7% (8.6–40.7), environmental or occupational risks combined accounted for 19.6% (12.7–26.5), tobacco use accounted for 12.1% (4.5–20.9), and low physical activity accounted for 7.4% (3.0–11.2), and alcohol use accounted for 1.8% (0.3–3.9) of type 2 diabetes DALYs.

High BMI contributed more than 60% of type 2 diabetes DALYs in three super-regions: north Africa and the Middle East; Latin America and Caribbean; and central Europe, eastern Europe, and central Asia. Among the 21 regions analysed, the proportion of type 2 diabetes DALYs due to high BMI ranged from 68.0% (95% UI 37.8–85.8) in north Africa and the Middle East to 39.5% (17.1–58.4) in south Asia. High BMI contributed more than 60% of DALYs in 11 other regions: central Latin America, central Asia, southern Latin America, eastern Europe, southern sub-Saharan Africa, high-income North America, Australasia, tropical Latin America, central Europe, Andean Latin America, and Oceania. In south Asia, high BMI contributed less than 40% of type 2 diabetes DALYs. High BMI contributed more than 50% of DALYs in 167 (81.9%) countries and territories.

The proportion of global type 2 diabetes DALYs attributable to high BMI increased by 24.3% (95% UI 18.5 to 30.4), from 42.2% (19.8 to 59.9) in 1990 to 52.2% (25.5 to 71.8) in 2021. Although there were increases in

	DALY count in 2021 (thousands)	Percentage change in DALY count, 1990-2021 (%)	Age-standardised DALY rate in 2021 (per 100 000)	Percentage change in age- standardised DALY rate, 1990-2021 (%)
Global	79 200 (67 800 to 92 500)	189.8% (171.1 to 203.4)	915.0 (782.6 to 1067.4)	38.6% (29.7 to 45.3)
Central Europe, eastern Europe, and central Asia	4370 (3670 to 5230)	126.9% (119.3 to 132.4)	700.0 (588.3 to 840.2)	70.8% (65.4 to 75.1)
Central Asia	800 (675 to 970)	236.0% (211.0 to 257.1)	923.6 (780.8 to 1119.9)	96.6% (82.6 to 108.9)
Armenia	32.3 (27.0 to 39.3)	52.3% (38.8 to 67.0)	771.2 (646.7 to 942.3)	4.5% (-4.7 to 14.9)
Azerbaijan	97.7 (77.0 to 122)	249.3% (196.6 to 319.7)	870.6 (689.0 to 1090.4)	72.0% (45.0 to 108.0)
Georgia	49.4 (40.1 to 60.8)	57.6% (42.9 to 78.0)	903.5 (732.2 to 1121.7)	81.4% (65.6 to 104.6)
Kazakhstan	144 (111 to 180)	142.5% (118.1 to 164.1)	750.2 (581.8 to 932.6)	70.4% (53.5 to 85.2)
Kyrgyzstan	30.3 (23.7 to 38.0)	199.3% (172.3 to 226.4)	560.7 (436.3 to 696.9)	76.5% (61.8 to 91.6)
Mongolia	17.2 (13.6 to 21.1)	337.2% (268.5 to 419.9)	564.3 (448.0 to 688.7)	76.7% (48.4 to 112.3)
Tajikistan	52.6 (43.1 to 64.1)	237.8% (182.8 to 307.7)	801.9 (659.3 to 955.8)	63.2% (36.7 to 96.7)
Turkmenistan	44.3 (35.8 to 53.2)	357.2% (286.9 to 446.2)	929.3 (757.9 to 1110.5)	112.3% (80.2 to 153.5)
Uzbekistan	341 (292 to 411)	479.8% (418.0 to 538.7)	1147.1 (980.2 to 1375.1)	150.9% (124.3 to 175.8)
Central Europe	1550 (1250 to 1890)	73.7% (63.6 to 82.0)	748.1 (598.1 to 913.2)	23.0% (15.3 to 29.4)
Albania	17.8 (13.7 to 23.2)	147.8% (119.1 to 175.6)	417.5 (323.5 to 544.8)	26.9% (12.3 to 40.5)
Bosnia and Herzegovina	75.2 (61.2 to 91.0)	171.1% (134.0 to 204.2)	1253.6 (1022.6 to 1527.9)	88.3% (62.4 to 111.5)
Bulgaria	115 (89.8 to 138)	35.5% (23.2 to 48.7)	868.1 (675.6 to 1051.7)	24.6% (13.5 to 36.2)
Croatia	62.7 (49.6 to 75.9)	73.0% (58.1 to 84.2)	743.1 (580.3 to 903.3)	29.7% (18.3 to 37.8)
Czechia	171 (136 to 211)	106.7% (87.4 to 125.6)	829.8 (659.6 to 1029.7)	35.7% (22.9 to 47.6)
Hungary	136 (109 to 170)	55.8% (43.0 to 69.8)	747.5 (594.9 to 932.2)	22.5% (12.9 to 32.3)
Montenegro	8.79 (7.12 to 10.7)	118.1% (95.9 to 139.0)	896.2 (728.1 to 1091.2)	39.7% (26.3 to 52.0)
North Macedonia	41.7 (32.6 to 51.1)	153.4% (116.8 to 190.3)	1268.1 (1000.4 to 1554.4)	46.4% (26.1 to 68.5)
Poland	520 (427 to 632)	76.6% (66.0 to 86.6)	764.5 (626.8 to 926.1)	13.5% (6.0 to 20.7)
Romania	167 (130 to 208)	47.7% (32.0 to 61.6)	482.9 (374.8 to 607.4)	18.8% (5.3 to 30.8)
Serbia	161 (127 to 197)	73.7% (56.3 to 95.3)	1020.2 (794.1 to 1249.1)	24.1% (11.2 to 40.2)
Slovakia	52.0 (40.1 to 64.2)	62.0% (43.5 to 79.3)	565.3 (438.2 to 700.8)	4.8% (-7.5 to 15.4)
Slovenia	22.1 (17.5 to 27.6)	68.7% (54.6 to 82.3)	540.8 (423.5 to 678.6)	0.0% (-9.2 to 8.5)
Eastern Europe	2020 (1730 to 2370)	153.9% (144.0 to 165.1)	596.8 (508.3 to 706.5)	104.6% (97.4 to 112.7)
Belarus	52.3 (41.0 to 65.9)	59.8% (44.9 to 73.7)	353.4 (281.1 to 444.3)	36.7% (25.0 to 48.6)
Estonia	14.5 (11.9 to 18.0)	130.0% (115.0 to 147.7)	635.2 (517.4 to 798.5)	96.5% (84.4 to 110.4)
Latvia	23.8 (19.8 to 28.8)	105.3% (90.9 to 119.9)	702.4 (588.1 to 852.5)	104.7% (89.8 to 120.0)
Lithuania	26.9 (22.3 to 33.3)	132.9% (111.9 to 149.3)	551.1 (454.0 to 687.3)	107.7% (90.0 to 123.5)
Moldova	36.6 (29.3 to 46.3)	95.9% (81.0 to 112.7)	668.0 (537.5 to 847.3)	62.0% (49.9 to 75.0)
Russia	1580 (1370 to 1830)	206.7% (191.9 to 225.4)	671.2 (583.8 to 780.4)	131.4% (121.6 to 145.0)
Ukraine	285 (217 to 354)	42.8% (29.1 to 56.9)	409.4 (312.0 to 504.9)	38.4% (24.3 to 52.3)
High income	12 800 (10 200 to 15 700)	114.7% (94.6 to 132.5)	676.9 (536.0 to 839.8)	31.6% (19.1 to 43.4)
Australasia	226 (183 to 288)	140.8% (122.2 to 164.8)	469.2 (378.1 to 602.4)	15.3% (5.5 to 27.1)
Australia	188 (152 to 240)	148.1% (126.5 to 175.4)	462.3 (373.1 to 597.4)	17.8% (7.1 to 32.0)
New Zealand	38.6 (30.8 to 46.9)	111.0% (91.4 to 126.4)	503.2 (399.3 to 616.2)	4.6% (-5.1 to 13.6)
High-income Asia Pacific	2340 (1780 to 2980)	133.5% (110.4 to 154.9)	642.5 (487.3 to 829.0)	29.3% (14.9 to 42.3)
Brunei	8.37 (7.00 to 9.97)	213.7% (155.8 to 259.6)	2279.7 (1946.8 to 2686.7)	-7.7% (-23.2 to 5.8)
Japan	1400 (1050 to 1800)	99.3% (83.1 to 118.5)	512.8 (381.4 to 665.9)	21.4% (8.4 to 34.5)
Singapore	56.7 (40.2 to 78.0)	179.9% (133.2 to 221.4)	661.1 (467.9 to 910.6)	-21.2% (-34.5 to -9.3)
South Korea	879 (670 to 1130)	215.6% (172.8 to 257.4)	966.4 (737.7 to 1251.9)	16.4% (0.0 to 33.5)
High-income North America	5470 (4400 to 6580)	170.0% (147.2 to 188.3)	928.6 (744.8 to 1122.5)	53.6% (40.6 to 63.6)
Canada	435 (335 to 562)	205.2% (168.7 to 246.4)	668.1 (519.4 to 859.5)	49.9% (32.1 to 69.8)
Greenland	0.361 (0.282 to 0.435)	136.5% (91.6 to 180.5)	492.5 (386.3 to 591.1)	21.3% (-0.3 to 44.5)
USA	5040 (4060 to 6010)	168.1% (145.4 to 185.2)	958.5 (770.8 to 1150.9)	53.9% (41.0 to 63.6)
Southern Latin America	648 (524 to 802)	105.9% (86.1 to 126.9)	762.3 (617.3 to 946.0)	12.7% (1.6 to 24.4)
Argentina	426 (350 to 522)	81.8% (62.6 to 99.7)	780.1 (639.2 to 957.3)	8.0% (-3.5 to 18.7)
Chile	183 (146 to 233)	205.6% (172.5 to 248.0)	725.1 (577.6 to 923.6)	24.1% (10.7 to 41.0)
Uruguay	38.7 (32.3 to 47.0)	90.9% (76.4 to 111.7)	753.0 (623.6 to 919.4)	42.7% (31.5 to 58.3)

(Table continues on next page)

	DALY count in 2021 (thousands)	Percentage change in DALY count, 1990–2021 (%)	Age-standardised DALY rate in 2021 (per 100 000)	Percentage change in age- standardised DALY rate, 1990–2021 (%)
(Continued from previous page)				
Western Europe	4070 (3280 to 5030)	62.6% (47.1 to 77.4)	511.8 (402.0 to 648.3)	13.2% (1.6 to 25.9)
Andorra	0.724 (0.579 to 0.941)	212.5% (148.7 to 282.8)	510.6 (404.9 to 665.7)	22.8% (-2.3 to 50.4)
Austria	66.6 (54.3 to 79.9)	49.2% (33.0 to 65.7)	402.0 (322.2 to 492.3)	3.5% (-9.2 to 16.9)
Belgium	96.7 (73.1 to 129)	61.1% (41.8 to 80.6)	494.3 (372.4 to 669.1)	19.6% (4.3 to 35.0)
Cyprus	17.2 (14.2 to 21.5)	58.3% (36.0 to 79.9)	873.5 (722.7 to 1091.7)	-39.6% (-48.3 to -31.4)
Denmark	46.1 (38.3 to 55.6)	76.9% (59.3 to 94.3)	440.8 (359.4 to 538.1)	24.0% (11.3 to 37.0)
Finland	55.7 (41.6 to 72.8)	101.8% (87.3 to 116.7)	577.7 (427.5 to 756.2)	39.3% (28.1 to 50.6)
France	426 (345 to 524)	90.3% (74.4 to 108.1)	351.7 (278.2 to 445.7)	25.0% (13.1 to 37.8)
Germany	804 (662 to 966)	56.8% (40.0 to 73.5)	482.1 (390.3 to 593.3)	15.1% (2.3 to 28.9)
Greece	102 (77.2 to 132)	88.6% (77.0 to 101.5)	534.8 (399.5 to 703.1)	42.6% (32.1 to 52.7)
Iceland	2.10 (1.57 to 2.72)	188.7% (156.8 to 211.8)	408.8 (303.2 to 540.4)	55.7% (38.0 to 68.4)
Ireland	27.7 (21.4 to 36.3)	81.2% (58.9 to 104.1)	386.6 (295.5 to 505.8)	0.8% (-11.6 to 13.9)
Israel	81.9 (67.3 to 98.8)	159.1% (141.9 to 176.2)	690.7 (567.3 to 839.3)	4.7% (-2.4 to 11.7)
Italy	665 (557 to 792)	31.0% (20.5 to 42.4)	521.1 (422.4 to 637.8)	-11.5% (-20.3 to -2.5)
Luxembourg	4.30 (3.31 to 5.48)	109.4% (81.7 to 129.5)	440.0 (336.1 to 565.0)	11.9% (-3.5 to 23.1)
Malta	6.28 (5.03 to 7.94)	127.8% (96.4 to 163.9)	738.0 (585.7 to 953.5)	13.0% (-3.7 to 32.2)
Monaco	0.283 (0.214 to 0.359)	129.5% (104.8 to 154.5)	375.5 (275.0 to 478.4)	77.1% (61.5 to 94.7)
Netherlands	137 (111 to 171)	32.3% (17.1 to 51.2)	445.2 (355.9 to 563.0)	-16.5% (-26.3 to -3.8)
Norway	36.8 (29.4 to 45.5)	54.1% (46.2 to 61.4)	433.2 (339.1 to 545.4)	7.0% (1.0 to 12.8)
Portugal	157 (124 to 199)	68.2% (48.4 to 90.8)	736.1 (573.1 to 952.9)	6.9% (-7.6 to 22.3)
San Marino	0.232 (0.179 to 0.300)	167.6% (132.4 to 204.5)	413.3 (313.5 to 540.1)	47.9% (27.4 to 65.7)
Spain	554 (423 to 729)	62.8% (43.1 to 82.2)	650.1 (491.1 to 868.0)	1.3% (-12.3 to 14.6)
Sweden	84.0 (68.2 to 102)	58.2% (45.1 to 70.5)	465.0 (365.4 to 577.8)	15.9% (5.9 to 25.1)
Switzerland	89.2 (68.0 to 118)	75.4% (53.4 to 97.7)	578.8 (435.7 to 770.7)	12.7% (-1.5 to 26.2)
UK	601 (458 to 764)	92.4% (70.3 to 111.6)	580.3 (431.2 to 751.1)	53.5% (34.0 to 70.1)
Latin America and Caribbean	9160 (7850 to 10 600)	193.1% (177.6 to 205.7)	1446.1 (1240.9 to 1673.7)	10.1% (4.1 to 15.0)
Andean Latin America	582 (473 to 707)	290.7% (245.4 to 344.7)	962.1 (782.4 to 1166.8)	40.5% (24.1 to 60.0)
Bolivia	142 (115 to 177)	257.4% (198.9 to 343.6)	1482.2 (1205.0 to 1828.0)	27.0% (6.5 to 57.4)
Ecuador	206 (168 to 252)	359.9% (300.1 to 413.6)	1257.7 (1027.0 to 1532.8)	57.6% (37.0 to 76.0)
Peru	233 (183 to 290)	264.7% (208.3 to 330.1)	678.6 (532.1 to 844.7)	34.8% (13.5 to 58.7)
Caribbean	924 (774 to 1140)	124.6% (105.5 to 146.5)	1722.1 (1442.8 to 2116.7)	12.9% (3.2 to 23.9)
Antigua and Barbuda	2.36 (2.01 to 2.82)	122.3% (104.1 to 142.7)	2202.5 (1875.0 to 2613.0)	6.6% (-1.9 to 16.3)
The Bahamas	7.60 (6.26 to 9.55)	166.7% (130.4 to 206.8)	1759.3 (1452.3 to 2185.9)	2.8% (-10.7 to 17.8)
Barbados	9.94 (8.16 to 12.1)	61.1% (38.7 to 86.2)	2015.7 (1652.9 to 2474.1)	-7.9% (-20.6 to 6.8)
Belize	6.79 (5.71 to 8.08)	343.1% (303.1 to 388.5)	2082.4 (1767.0 to 2459.3)	35.5% (24.4 to 48.1)
Bermuda	1.15 (0.906 to 1.41)	68.5% (45.8 to 89.5)	928.4 (732.2 to 1144.6)	-14.4% (-26.1 to -3.1)
Cuba	149 (116 to 196)	68.8% (50.4 to 88.4)	806.9 (626.1 to 1061.3)	-5.0% (-15.6 to 6.4)
Dominica	2.35 (1.95 to 2.77)	60.0% (42.9 to 77.2)	2592.0 (2151.2 to 3058.7)	23.4% (10.5 to 37.1)
Dominican Republic	159 (126 to 192)	304.1% (244.9 to 357.3)	1566.3 (1244.2 to 1882.6)	67.1% (42.6 to 89.0)
Grenada	3.40 (2.91 to 4.01)	94.6% (74.3 to 115.1)	2908.0 (2508.7 to 3409.0)	16.6% (5.2 to 27.8)
Guyana	24.4 (19.2 to 29.3)	108.5% (79.0 to 139.9)	3477.6 (2755.8 to 4160.9)	25.6% (8.3 to 43.2)
Haiti	242 (196 to 320)	142.2% (91.1 to 198.8)	2931.0 (2369.9 to 3870.4)	6.9% (-15.6 to 30.8)
Jamaica	65.4 (53.5 to 77.9)	90.0% (58.7 to 123.0)	2115.9 (1729.3 to 2520.6)	9.5% (-8.7 to 28.4)
Puerto Rico	123 (99.5 to 154)	94.1% (76.1 to 112.1)	1934.2 (1541.0 to 2440.5)	9.9% (-0.2 to 22.0)
Saint Kitts and Nevis	1.49 (1.22 to 1.81)	78.1% (50.3 to 103.0)	2031.5 (1681.0 to 2430.3)	-11.9% (-23.4 to -1.9)
Saint Lucia	5.27 (4.28 to 6.35)	107.4% (85.5 to 132.6)	2309.0 (1874.8 to 2774.3)	-19.1% (-27.7 to -9.0)
Saint Vincent and the Grenadines	3.86 (3.24 to 4.57)	85.5% (63.5 to 107.5)	2732.3 (2301.1 to 3218.6)	-4.2% (-15.2 to 6.8)
Suriname	14.0 (11.0 to 16.7)	243.1% (194.0 to 289.5)	2140.5 (1695.3 to 2537.5)	44.4% (23.5 to 64.1)
Trinidad and Tobago	67.3 (54.7 to 80.9)	100.5% (73.5 to 132.4)	3468.0 (2824.5 to 4171.5)	-10.8% (-22.8 to 3.3)
Virgin Islands	3.59 (2.76 to 4.41)	146.7% (107.8 to 182.0)	2082.7 (1591.3 to 2557.8)	27.3% (5.9 to 44.1)

(Table continues on next page)

	DALY count in 2021 (thousands)	Percentage change in DALY count, 1990–2021 (%)	Age-standardised DALY rate in 2021 (per 100 000)	Percentage change in age- standardised DALY rate, 1990–2021 (%)
(Continued from previous page)				
Central Latin America	4810 (4120 to 5540)	222.5% (202.5 to 239.1)	1865.9 (1601.9 to 2146.4)	13.9% (6.7 to 20.1)
Colombia	470 (362 to 590)	180.0% (148.7 to 207.6)	841.3 (647.5 to 1057.6)	-2.6% (-14.5 to 7.4)
Costa Rica	59.1 (46.2 to 74.5)	334.4% (301.0 to 362.0)	1074.4 (841.0 to 1353.2)	47.4% (36.0 to 58.1)
El Salvador	99.5 (81.8 to 119)	269.1% (224.2 to 328.5)	1625.6 (1333.0 to 1942.8)	93.2% (70.3 to 125.1)
Guatemala	277 (233 to 323)	737.3% (662.0 to 836.9)	2377.2 (2006.3 to 2777.2)	212.5% (182.1 to 250.2)
Honduras	100 (80.4 to 126)	454.8% (386.5 to 533.7)	1434.0 (1156.8 to 1787.1)	85.0% (63.4 to 111.4)
Mexico	3160 (2720 to 3530)	192.5% (173.7 to 206.9)	2451.3 (2122.5 to 2733.0)	5.3% (-1.4 to 10.5)
Nicaragua	76.5 (63.0 to 95.4)	329.5% (283.2 to 379.5)	1498.1 (1244.5 to 1854.1)	47.1% (30.3 to 64.3)
Panama	56.2 (45.0 to 67.2)	337.9% (289.3 to 388.2)	1265.1 (1010.5 to 1510.6)	56.3% (38.3 to 74.7)
Venezuela	502 (402 to 605)	316.5% (256.3 to 384.2)	1597.3 (1280.8 to 1922.2)	39.1% (19.0 to 62.0)
Tropical Latin America	2850 (2460 to 3290)	165.0% (153.9 to 177.1)	1092.4 (945.9 to 1261.3)	-0.6% (-5.1 to 3.9)
Brazil	2740 (2370 to 3160)	159.7% (149.2 to 172.1)	1075.2 (931.4 to 1239.0)	-2.7% (-7.1 to 2.1)
Paraguay	110 (89.2 to 136)	429.0% (348.8 to 553.8)	1831.6 (1487.5 to 2246.3)	107.8% (75.9 to 157.6)
North Africa and Middle East	6650 (5330 to 8120)	348.3% (296.1 to 389.1)	1338.3 (1087.5 to 1632.2)	67.5% (48.0 to 82.5)
North Africa and Middle East	6650 (5330 to 8120)	348.3% (296.1 to 389.1)	1338.3 (1087.5 to 1632.2)	67.5% (48.0 to 82.5)
Afghanistan	366 (282 to 462)	327.2% (250.3 to 393.8)	2099.1 (1634.4 to 2633.2)	93.7% (59.7 to 122.1)
Algeria	437 (320 to 545)	481.2% (417.5 to 544.4)	1148.4 (855.6 to 1413.8)	101.2% (80.0 to 121.4)
Bahrain	37.5 (30.6 to 45.2)	693.4% (565.3 to 819.2)	3125.4 (2614.7 to 3660.0)	21.9% (4.0 to 42.8)
Egypt	1220 (993 to 1440)	386.2% (306.5 to 462.3)	1713.4 (1406.1 to 2009.2)	122.4% (86.5 to 156.0)
Iran	780 (631 to 947)	426.2% (363.8 to 464.6)	961.3 (786.6 to 1158.7)	82.1% (58.8 to 95.7)
Iraq	608 (453 to 754)	369.3% (286.7 to 449.5)	2193.8 (1688.9 to 2691.6)	45.9% (21.7 to 70.0)
Jordan	148 (117 to 184)	491.2% (391.1 to 606.2)	1792.3 (1459.9 to 2220.5)	1.6% (-16.3 to 22.0)
Kuwait	62.2 (46.2 to 80.4)	682.3% (600.7 to 758.0)	1666.7 (1268.4 to 2159.2)	60.8% (44.7 to 77.9)
Lebanon	80.8 (64.1 to 101)	177.6% (132.1 to 219.9)	1481.5 (1174.1 to 1856.7)	18.5% (-0.5 to 37.6)
Libya	84.9 (67.4 to 108)	560.4% (464.1 to 655.3)	1392.5 (1122.5 to 1767.4)	123.5% (88.7 to 154.7)
Morocco	559 (438 to 693)	451.5% (389.5 to 516.7)	1592.8 (1247.8 to 1970.3)	137.6% (110.1 to 161.2)
Oman	39.6 (32.9 to 47.6)	302.2% (205.7 to 377.3)	1656.7 (1410.7 to 1957.2)	30.7% (-1.7 to 57.6)
Palestine	47.1 (40.0 to 55.8)	278.8% (210.9 to 343.0)	1782.5 (1530.8 to 2084.5)	29.4% (5.3 to 51.9)
Qatar	34.2 (26.3 to 44.2)	1235.6% (946.6 to 1505.7)	2217.1 (1780.0 to 2815.6)	6.4% (-18.6 to 27.2)
Saudi Arabia	391 (306 to 489)	541.8% (375.2 to 679.2)	1456.8 (1179.8 to 1781.1)	64.3% (21.1 to 98.2)
Sudan	225 (172 to 279)	281.2% (216.0 to 341.0)	989.8 (784.3 to 1227.1)	81.0% (52.5 to 106.7)
Syria	147 (116 to 185)	239.1% (179.9 to 299.4)	1090.0 (864.6 to 1369.0)	48.9% (23.0 to 75.6)
Tunisia	152 (114 to 192)	451.4% (379.7 to 525.9)	1111.2 (836.7 to 1392.4)	116.2% (86.2 to 145.3)
Türkiye	1010 (833 to 1250)	184.1% (136.4 to 236.1)	1074.0 (888.7 to 1319.3)	10.8% (-7.9 to 31.1)
United Arab Emirates	82.2 (62.2 to 107)	1161.8% (863.5 to 1360.7)	1486.3 (1176.6 to 1815.6)	10.8% (-15.9 to 31.8)
Yemen	132 (101 to 173)	337.6% (264.5 to 424.4)	800.4 (616.8 to 1059.2)	59.1% (31.5 to 89.3)
South Asia	18 000 (15 500 to 20 500)	267.0% (230.1 to 299.6)	1153.4 (999.6 to 1306.6)	44.6% (30.0 to 58.2)
South Asia	18 000 (15 500 to 20 500)	267.0% (230.1 to 299.6)	1153.4 (999.6 to 1306.6)	44.6% (30.0 to 58.2)
Bangladesh	1650 (1350 to 2060)	282.6% (226.1 to 342.0)	1148.7 (939.1 to 1425.3)	37.8% (18.1 to 61.4)
Bhutan	6.50 (5.16 to 7.83)	210.3% (152.9 to 284.2)	1061.5 (851.2 to 1278.8)	41.6% (17.3 to 75.5)
India	13 900 (11 900 to 15 800)	262.9% (225.9 to 304.6)	1106.2 (952.1 to 1250.3)	44.0% (28.6 to 61.8)
Nepal	304 (245 to 377)	285.3% (224.2 to 373.6)	1240.2 (1009.1 to 1516.9)	63.5% (37.0 to 102.0)
Pakistan	2070 (1650 to 2420)	283.3% (232.6 to 347.4)	1604.6 (1301.4 to 1859.8)	80.1% (57.6 to 110.9)
Southeast Asia, east Asia, and Oceania	20 800 (17 600 to 24 300)	187.7% (165.6 to 206.9)	735.6 (621.3 to 861.9)	25.3% (15.2 to 33.8)
East Asia	12 400 (9900 to 15 000)	171.1% (144.8 to 190.5)	592.5 (472.1 to 720.7)	24.0% (9.3 to 35.3)
China	11 700 (9310 to 14 200)	172.9% (145.5 to 194.1)	581.5 (460.5 to 707.6)	25.2% (9.7 to 37.0)
North Korea	257 (205 to 326)	176.8% (127.3 to 229.0)	764.9 (611.9 to 962.9)	41.4% (16.1 to 66.3)
Taiwan (province of China)	406 (337 to 489)	124.7% (104.9 to 143.5)	1002.2 (832.0 to 1210.2)	-8.4% (-17.1 to -0.1)

(Table continues on next page)

	DALY count in 2021 (thousands)	Percentage change in DALY count, 1990–2021 (%)	Age-standardised DALY rate in 2021 (per 100 000)	Percentage change in age- standardised DALY rate, 1990–2021 (%)
(Continued from previous page)				
Oceania	308 (269 to 355)	213.9% (151.7 to 270.2)	3577.0 (3157.0 to 4120.5)	22.5% (-1.4 to 43.4)
American Samoa	2.24 (1.92 to 2.62)	208.3% (159.3 to 263.7)	4307.8 (3692.1 to 4989.9)	49.8% (26.4 to 75.9)
Cook Islands	1.03 (0.868 to 1.18)	91.1% (56.2 to 120.5)	4029.3 (3361.3 to 4643.7)	-2.0% (-19.6 to 12.9)
Federated States of Micronesia	3.19 (2.55 to 3.85)	138.3% (93.8 to 194.0)	3933.7 (3207.9 to 4681.1)	50.1% (22.6 to 85.2)
Fiji	59.9 (49.1 to 72.5)	182.8% (118.8 to 252.7)	7333.9 (6066.7 to 8776.7)	38.5% (7.5 to 71.5)
Guam	2.54 (2.06 to 3.03)	137.3% (110.1 to 163.5)	1289.1 (1045.8 to 1545.5)	0.3% (-12.3 to 11.4)
Kiribati	4.42 (3.61 to 5.50)	166.2% (112.0 to 238.9)	5510.6 (4508.6 to 6709.3)	36.3% (6.5 to 69.5)
Marshall Islands	2.45 (1.89 to 3.17)	293.0% (206.7 to 367.4)	5750.8 (4384.5 to 7411.2)	69.8% (32.2 to 101.0)
Nauru	0.272 (0.220 to 0.341)	68.7% (35.2 to 117.5)	4870.4 (4039.5 to 5855.2)	38.6% (12.5 to 78.5)
Niue	0.0887 (0.0723 to 0.105)	64.6% (29.8 to 92.5)	4095.0 (3321.0 to 4823.2)	62.3% (27.9 to 89.6)
Northern Mariana Islands	1.38 (1.17 to 1.70)	228.5% (159.0 to 283.2)	2199.4 (1871.3 to 2680.6)	14.1% (-8.5 to 34.0)
Palau	0.891 (0.763 to 1.08)	227.0% (169.0 to 309.2)	3726.9 (3210.3 to 4536.0)	43.4% (19.2 to 78.6)
Papua New Guinea	187 (157 to 225)	239.8% (143.5 to 337.0)	3062.0 (2597.2 to 3685.0)	18.6% (-14.6 to 52.3)
Samoa	5.48 (4.61 to 6.57)	152.3% (109.8 to 200.3)	3390.8 (2876.6 to 4052.4)	44.0% (20.0 to 70.2)
Solomon Islands	13.6 (11.0 to 16.9)	268.7% (154.5 to 421.5)	3473.1 (2878.9 to 4232.1)	46.6% (2.6 to 97.3)
Tokelau	0.0503 (0.0410 to 0.0600)	49.1% (25.5 to 79.2)	3345.0 (2747.6 to 3948.8)	31.9% (11.1 to 56.3)
Tonga	2.99 (2.44 to 3.46)	90.0% (55.1 to 130.2)	3640.0 (2966.9 to 4203.8)	35.5% (10.8 to 63.6)
Tuvalu	0.357 (0.300 to 0.422)	93.5% (65.7 to 128.5)	3259.8 (2755.1 to 3847.4)	27.5% (9.7 to 49.6)
Vanuatu	6.01 (5.05 to 6.97)	301.3% (216.9 to 400.6)	3006.9 (2550.6 to 3504.3)	45.7% (16.0 to 80.1)
Southeast Asia	8100 (7220 to 9290)	216.6% (185.8 to 244.3)	1220.7 (1084.5 to 1393.3)	31.8% (19.3 to 43.3)
Cambodia	160 (130 to 199)	252.3% (173.7 to 337.9)	1205.1 (982.9 to 1497.6)	35.1% (5.7 to 66.9)
Indonesia	2570 (2190 to 2960)	224.0% (181.4 to 258.5)	1067.0 (913.7 to 1215.4)	48.7% (29.7 to 64.4)
Laos	69.4 (56.8 to 86.4)	159.1% (105.5 to 232.1)	1399.1 (1145.8 to 1723.4)	20.1% (-3.5 to 52.0)
Malaysia	318 (258 to 382)	224.1% (186.5 to 257.5)	1073.7 (879.7 to 1284.2)	7.3% (-5.2 to 19.7)
Maldives	3.22 (2.67 to 3.91)	188.6% (135.5 to 235.2)	867.6 (730.0 to 1043.3)	-21.9% (-35.1 to -9.8)
Mauritius	65.1 (59.2 to 72.6)	340.4% (317.6 to 360.7)	3480.5 (3163.3 to 3879.7)	87.5% (78.0 to 96.5)
Myanmar	1000 (832 to 1200)	119.9% (66.5 to 179.8)	1996.5 (1650.3 to 2388.4)	11.0% (-14.7 to 40.8)
Philippines	1190 (1080 to 1310)	268.2% (244.3 to 296.0)	1357.9 (1234.4 to 1488.3)	39.9% (31.4 to 50.7)
Seychelles	1.82 (1.44 to 2.31)	347.5% (295.4 to 398.0)	1524.8 (1215.2 to 1928.2)	114.8% (91.9 to 138.8)
Sri Lanka	529 (416 to 646)	301.7% (230.8 to 378.2)	1952.5 (1540.5 to 2378.8)	62.1% (34.1 to 91.5)
Thailand	1070 (847 to 1290)	248.5% (187.6 to 317.9)	996.4 (790.8 to 1194.2)	23.8% (2.0 to 49.2)
Timor-Leste	9.40 (7.69 to 11.5)	350.7% (255.7 to 461.0)	1051.4 (861.6 to 1284.4)	69.5% (35.9 to 110.2)
Viet Nam	1090 (913 to 1300)	217.6% (154.4 to 281.3)	1118.3 (935.5 to 1329.5)	33.1% (6.4 to 58.8)
Sub-Saharan Africa	7560 (6720 to 8730)	175.6% (145.4 to 200.4)	1387.6 (1247.6 to 1589.2)	21.4% (7.9 to 31.6)
Central sub-Saharan Africa	1060 (887 to 1270)	195.0% (138.8 to 260.6)	1631.3 (1376.3 to 1914.5)	14.7% (-6.8 to 39.8)
Angola	235 (191 to 292)	262.9% (175.0 to 356.7)	1650.6 (1379.4 to 2022.0)	15.8% (-11.8 to 45.6)
Central African Republic	57.6 (45.8 to 71.2)	137.2% (97.2 to 194.9)	2120.9 (1666.3 to 2574.1)	16.4% (-3.3 to 40.9)
Congo (Brazzaville)	61.8 (51.3 to 74.7)	194.8% (132.9 to 269.1)	1954.0 (1656.2 to 2322.6)	9.1% (-10.8 to 33.9)
Democratic Republic of the Congo	670 (554 to 803)	184.1% (115.7 to 259.5)	1548.7 (1287.0 to 1836.5)	14.7% (-11.5 to 45.7)
Equatorial Guinea	11.7 (9.02 to 15.7)	239.8% (153.6 to 347.4)	1903.0 (1507.2 to 2541.0)	21.1% (-6.2 to 57.5)
Gabon	26.8 (21.2 to 34.4)	166.8% (115.3 to 242.9)	2245.1 (1805.7 to 2846.3)	31.1% (5.9 to 65.6)
Eastern sub-Saharan Africa	2390 (2170 to 2720)	112.9% (93.2 to 140.7)	1197.0 (1080.8 to 1351.0)	-5.4% (-14.4 to 6.3)
Burundi	69.9 (54.8 to 96.1)	87.2% (49.5 to 135.8)	1248.1 (972.5 to 1719.7)	-10.7% (-29.9 to 15.4)
Comoros	7.38 (5.70 to 9.02)	143.7% (79.3 to 203.7)	1369.6 (1049.7 to 1675.2)	10.9% (-18.4 to 39.6)
Djibouti	9.15 (7.24 to 12.2)	445.9% (327.7 to 596.2)	1289.2 (1051.9 to 1683.3)	35.7% (5.1 to 71.2)
Eritrea	54.0 (41.8 to 68.4)	218.7% (159.8 to 288.4)	1606.5 (1256.2 to 2033.8)	16.5% (-3.3 to 36.7)
Ethiopia	573 (502 to 639)	31.3% (10.8 to 58.7)	1125.9 (989.3 to 1258.3)	-38.8% (-48.0 to -27.5)
Kenya	254 (221 to 302)	284.1% (224.3 to 367.9)	987.6 (865.7 to 1167.0)	38.8% (16.7 to 67.8)

(Table continues on next page)

	DALY count in 2021 (thousands)	Percentage change in DALY count, 1990–2021 (%)	Age-standardised DALY rate in 2021 (per 100 000)	Percentage change in age- standardised DALY rate, 1990–2021 (%)
(Continued from previous page)				
Madagascar	144 (116 to 179)	159.9% (110.5 to 221.8)	1051.9 (849.7 to 1309.9)	16.4% (–4.9 to 44.4)
Malawi	113 (92.0 to 135)	118.1% (80.9 to 162.7)	1284.3 (1038.3 to 1531.5)	12.7% (–5.6 to 35.9)
Mozambique	204 (160 to 249)	175.0% (113.9 to 240.1)	1476.8 (1183.7 to 1765.7)	41.2% (11.5 to 73.7)
Rwanda	79.1 (57.6 to 106)	54.4% (19.1 to 90.6)	1126.8 (801.4 to 1517.9)	–26.1% (–42.4 to –10.2)
Somalia	142 (111 to 179)	225.8% (162.6 to 304.4)	1631.2 (1318.2 to 2027.8)	15.1% (–5.9 to 40.9)
South Sudan	71.7 (57.2 to 95.4)	125.8% (72.3 to 209.8)	1553.8 (1246.4 to 2083.2)	33.3% (1.3 to 82.9)
Tanzania	322 (270 to 382)	157.5% (115.3 to 210.6)	1090.2 (913.7 to 1291.3)	12.6% (–4.8 to 37.5)
Uganda	214 (167 to 286)	185.4% (105.5 to 261.7)	1239.5 (959.8 to 1659.6)	21.4% (–11.9 to 53.1)
Zambia	131 (105 to 162)	177.0% (110.8 to 250.6)	1499.3 (1194.8 to 1858.4)	10.5% (–13.5 to 36.6)
Southern sub-Saharan Africa	1290 (1190 to 1410)	260.9% (231.1 to 288.7)	2128.5 (1978.7 to 2333.3)	73.3% (59.6 to 86.1)
Botswana	25.0 (21.4 to 28.9)	191.9% (119.0 to 273.4)	1690.0 (1443.9 to 1932.7)	16.8% (–10.8 to 49.3)
Eswatini	20.8 (16.4 to 27.4)	244.5% (170.7 to 376.3)	3334.2 (2669.6 to 4350.2)	67.0% (32.3 to 129.0)
Lesotho	36.2 (28.2 to 44.8)	205.6% (134.9 to 330.9)	2711.4 (2145.2 to 3314.6)	131.9% (80.9 to 220.4)
Namibia	28.3 (22.2 to 35.6)	153.7% (99.6 to 217.1)	1901.2 (1501.7 to 2375.0)	27.3% (0.7 to 57.1)
South Africa	1030 (937 to 1140)	271.1% (239.4 to 298.5)	2150.8 (1962.4 to 2367.3)	71.5% (57.6 to 84.8)
Zimbabwe	145 (120 to 179)	258.5% (180.1 to 353.4)	1899.2 (1570.7 to 2329.5)	96.8% (55.1 to 145.3)
Western sub-Saharan Africa	2820 (2340 to 3340)	213.3% (166.3 to 259.3)	1245.7 (1058.9 to 1460.1)	33.8% (14.6 to 51.2)
Benin	82.6 (67.5 to 101)	311.2% (234.0 to 382.9)	1344.0 (1096.9 to 1632.3)	53.0% (25.9 to 76.3)
Burkina Faso	128 (105 to 157)	176.5% (111.4 to 239.5)	1119.2 (915.3 to 1359.2)	16.3% (–9.8 to 39.2)
Cabo Verde	6.20 (4.80 to 7.34)	418.7% (360.6 to 489.5)	1316.5 (1029.0 to 1552.2)	160.2% (132.2 to 194.7)
Cameroon	223 (168 to 285)	326.9% (242.2 to 462.6)	1532.2 (1181.5 to 1947.8)	44.5% (14.1 to 89.2)
Chad	87.3 (70.0 to 109)	282.3% (217.7 to 353.9)	1227.8 (977.1 to 1518.7)	69.1% (39.6 to 101.6)
Côte d'Ivoire	179 (145 to 219)	295.2% (214.4 to 377.1)	1366.9 (1127.7 to 1673.7)	45.6% (17.0 to 78.5)
The Gambia	16.0 (13.1 to 20.2)	376.0% (282.7 to 471.2)	1407.0 (1130.9 to 1778.1)	73.5% (39.4 to 105.8)
Ghana	283 (229 to 351)	380.0% (278.8 to 499.8)	1502.0 (1222.6 to 1838.6)	82.2% (43.4 to 129.8)
Guinea	80.5 (65.3 to 98.3)	164.9% (110.2 to 232.3)	1267.2 (1043.5 to 1556.9)	50.7% (20.2 to 88.7)
Guinea-Bissau	15.6 (13.0 to 19.0)	157.0% (111.1 to 218.8)	1747.0 (1463.8 to 2118.2)	36.7% (11.8 to 69.5)
Liberia	36.3 (27.8 to 46.2)	228.6% (162.6 to 289.8)	1427.7 (1112.3 to 1804.9)	54.0% (24.9 to 86.3)
Mali	176 (147 to 213)	241.1% (182.5 to 295.4)	1679.9 (1415.5 to 2038.6)	48.7% (24.1 to 71.6)
Mauritania	24.8 (19.2 to 31.6)	170.0% (119.1 to 249.5)	1065.7 (830.4 to 1351.9)	25.5% (1.9 to 61.6)
Niger	100 (79.4 to 131)	294.3% (224.2 to 375.0)	1015.3 (812.7 to 1335.0)	40.7% (18.9 to 68.3)
Nigeria	1140 (917 to 1380)	154.5% (106.4 to 213.1)	1103.6 (914.0 to 1298.0)	16.0% (–6.0 to 40.9)
São Tomé and Príncipe	1.17 (0.885 to 1.46)	201.2% (161.9 to 252.6)	911.6 (711.8 to 1136.5)	65.2% (48.7 to 89.5)
Senegal	138 (113 to 167)	270.8% (212.3 to 337.6)	1618.7 (1325.9 to 1973.4)	59.3% (33.4 to 87.1)
Sierra Leone	50.6 (41.3 to 63.4)	222.9% (164.9 to 291.0)	1151.4 (950.3 to 1419.0)	55.6% (29.9 to 93.5)
Togo	47.9 (38.1 to 61.5)	343.6% (270.5 to 446.9)	1089.9 (870.3 to 1387.9)	51.7% (25.6 to 83.5)

Data in parentheses are 95% uncertainty intervals. Count data are presented to three significant figures, and percentages and rates are presented to 1 decimal place. GBD=Global Burden of Diseases, Injuries, and Risk Factors Study. DALY=disability-adjusted life-year.

Table: DALY counts and age-standardised DALY rates per 100 000 population and the corresponding percentage change in DALY counts and age-standardised DALY rates between 1990 and 2021 for diabetes globally, in 21 GBD regions and 204 countries

every super-region, the largest change occurred in south Asia, with an increase of 58.0% (44.0 to 75.4). At the regional level, the increase in type 2 diabetes DALYs attributable to high BMI between 1990 and 2021 was greater than 45% in south Asia (58.0%; 44.0 to 75.4), central sub-Saharan Africa (48.8%; 35.8 to 61.2), and east Asia (45.7%; 33.5 to 57.3). Over this period, the proportion of DALYs due to high BMI increased in every country and territory, ranging from an increase of 77.2% (52.2 to 107.9) in Viet Nam to 1.3% (–1.5 to 4.1) in Czechia (figure 3).

Diabetes prevalence over time: 1990 to 2021, and forecasts to 2050

Between 1990 and 2021, the global age-standardised prevalence of diabetes increased by 90.5% (95% UI 85.8–93.6), from 3.2% (3.0–3.5) to 6.1% (5.8–6.5; appendix table S22). This increase exceeded 100% in two super-regions: north Africa and the Middle East (161.5%; 154.3–168.7) and the high-income super-region (114.8%; 109.6–119.7). Six regions (north Africa and the Middle East, high-income North America,

central Asia, Oceania, Andean Latin America, and southern Latin America) showed a prevalence increase of more than 100% from 1990 to 2021, while six additional regions (western Europe, southern sub-Saharan Africa, eastern Europe, south Asia, high-income Asia Pacific, and central sub-Saharan Africa) showed an increase of more than 90%. The age-standardised diabetes prevalence increased by more than 100% in 97 (47.5%) of 204 countries and territories and by more than 200% in three countries and one territory: Egypt (284.3%; 262.7–305.9), Greenland (263.6%; 236.8–296.3), Timor-Leste (225.3%; 206.7–243.7), and Seychelles (211.5%; 193.5–230.7). The age-standardised diabetes prevalence increased by less than 30% in only two countries: Mexico (19.7% [16.7–22.4]) and the Philippines (29.1% [24.3–33.8]; appendix table S22).

Between 2021 and 2050, the global age-standardised total diabetes prevalence is expected to increase by 59.7% (95% UI 54.7–66.0), from 6.1% (5.8–6.5) to 9.8% (9.4–10.2), resulting in 1.31 billion (1.22–1.39) people living with diabetes in 2050, or an annualised rate of change of 3.31%. Of this increase, 49.6% is driven by trends in obesity, and the remaining 50.4% is driven by demographic shifts. The age-standardised diabetes prevalence is projected to be higher than 10% in two super-regions: north Africa and the Middle East (16.8% [16.1–17.6]) and Latin America and Caribbean (11.3% [10.8–11.9]). The age-standardised diabetes prevalence rate is projected to exceed 10% in 89 (43.6%) countries and territories and to surpass 20% in 24 (11.8%) countries and territories. Every country and territory in three regions—Oceania, north Africa and the Middle East, and central Latin America—is projected to have a diabetes prevalence rate exceeding 10% by 2050. In 13 of 18 countries and territories in Oceania, ten of 21 countries in north Africa and the Middle East, and one country in the Caribbean, the diabetes prevalence will be greater than 20% by 2050. There are no countries and territories where diabetes prevalence rates are expected to decrease (appendix table S23).

The projected increase in total diabetes prevalence is expected to be driven by type 2 diabetes. The age-standardised global prevalence of type 2 diabetes is projected to rise by 61.2% (95% UI 56.2–68.1), from 5.9% (5.5–6.3) in 2021 to 9.5% (9.0–9.9) in 2050, affecting more than 1.27 billion (1.19–1.35) people. This varies by super-region, from 82.7% (76.8–90.5) in north Africa and the Middle East to 30.3% (27.3–33.0) in the high-income region. Age-standardised type 2 diabetes prevalence will increase by more than 70% in six regions: north Africa and the Middle East (82.7%; 76.8–90.5), east Asia (80.1%; 72.1–89.2), central sub-Saharan Africa (79.9%; 72.4–89.9), southern sub-Saharan Africa (74.7%; 67.9–83.7), central Latin America (74.7%; 68.5–80.2), and Australasia (71.9%; 63.6–81.8). The age-standardised type 2 diabetes prevalence is projected

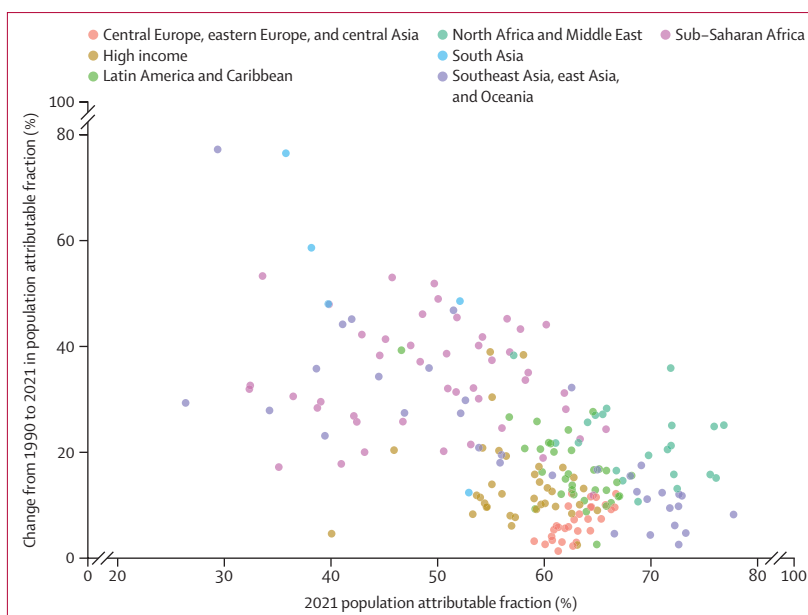


Figure 3: Change from 1990 to 2021 in population attributable fraction for high BMI in relation to type 2 diabetes, by GBD super-region

BMI=body-mass index. GBD=Global Burden of Diseases, Injuries, and Risk Factors Study.

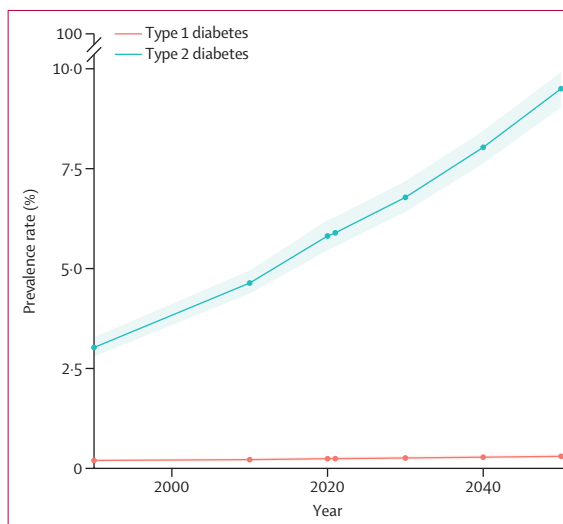


Figure 4: Global age-standardised prevalence of type 1 and type 2 diabetes from 1990 through 2050 forecasts

The shaded area represents 95% uncertainty intervals. Total diabetes is the sum of type 1 and type 2 diabetes.

to increase by more than 100% in 11 countries in three regions: seven countries (Oman, United Arab Emirates, Syria, Iran, Libya, Sudan, and Saudi Arabia) in north Africa and the Middle East, two countries (Kenya and Tanzania) in eastern sub-Saharan Africa, and two countries (Zimbabwe and Botswana) in southern sub-Saharan Africa. The age-standardised global prevalence of type 1 diabetes is expected to increase by 23.9% (95% UI 17.8–32.4), from 0.2% (0.2–0.3) in

2021 to 0.3% (0.3–0.4) in 2050 (figure 4; appendix figure S26).

Discussion

The international community has become increasingly aware that diabetes is a monumental global health threat posing increasing challenges to public health and health-care systems worldwide. WHO has identified diabetes as one of three target diseases in its *WHO Global Action Plan for the Prevention and Control of NCDs*,⁴¹ and the WHO Global Diabetes Compact was established in 2021 to improve access to health care for, and work closely with, those living with diabetes. The UN uses diabetes treatment as an indicator of countries' health-care systems when assessing universal health coverage objectives⁴² and has established a target of reducing rates of premature death due to diabetes and other non-communicable diseases by a third by 2030, as detailed in Goal 3 of the UN Sustainable Development Goals.⁴³ To drive improvements in diabetes prevention and care, the *Lancet* Commission on diabetes² called for an increased reliance on high-quality data, with a focus on LMICs, to allow policy makers to better understand risks and define needs.

To contribute to this undertaking, as part of GBD we generated estimates of diabetes prevalence and burden, stratified by geographical and demographic factors; examined the contribution of leading risk factors; and forecast location-specific diabetes prevalence in 2050. There were an estimated 529 million people living with diabetes in 2021, a number we project will more than double to about 1.31 billion by 2050. The global age-standardised diabetes prevalence rate in 2021 was 6.1%, with highs of 9.3% in the north Africa and Middle East super-region and 12.3% in the Oceania region. Diabetes was especially prevalent in people aged 65 years and older in every location, but in some locations the prevalence rates were high even in younger adults, exceeding 10% among those aged 30–34 years in ten countries, all in Oceania.

Because diabetes prevalence rates are driven almost entirely by type 2 diabetes, which accounted for more than 96% of diabetes cases worldwide in 2021, much of the following discussion will focus on type 2 diabetes.

Our estimates showed high BMI to be the primary risk factor for type 2 diabetes, contributing more than 50% of global DALYs in 2021. The association between high BMI and type 2 diabetes has intensified in recent decades, with the proportion of global type 2 diabetes DALYs attributable to high BMI growing by nearly 25% between 1990 and 2021. By 2050, we project a global increase in age-standardised type 2 diabetes prevalence of more than 60%, with increases of more than 70% in six regions: north Africa and the Middle East, east Asia, central sub-Saharan Africa, southern sub-Saharan Africa, central Latin America, and Australasia.

Major behavioural shifts and changes in food systems contributing to high BMI include greater availability of

shelf-stable and high-calorie products; limited financial and proximal access to healthy food options; increased consumption of ultra-processed foods⁴⁴ and fat, sugar, and animal products; and reductions in physical activity related to global work and transportation trends.⁴⁵ Particularly in low-income and middle-income populations, the shift away from a traditional diet to an industrialised one has been abrupt and is associated with considerable increases in nutrition-related non-communicable diseases such as type 2 diabetes.⁴⁶ In some instances, high type 2 diabetes prevalence rates might also be partly associated with a population-specific genetic disposition to developing diabetes.⁴⁷ A high diabetes burden in LMICs is also related to economic and sociopolitical challenges, including limited health spending on diabetes¹⁰ and inadequate or incomplete coverage for pharmacological treatment. Fewer than one in ten people with diabetes in LMICs receive coverage for comprehensive diabetes treatment; Oceania, for example, has the lowest medication coverage in the world despite its very high prevalence rates.¹⁶

The regional variation in sex differences in age-standardised diabetes prevalence rates revealed by our estimates is probably also related to variation in patterns in and the impact of obesity on type 2 diabetes, socioeconomic factors, and biological and hormonal differences.⁴⁸ Evidence suggests that males might develop type 2 diabetes at lower BMI thresholds and might be more insulin resistant than females.⁴⁹ Moreover, in a study of diabetes treatment coverage in LMICs, females had better treatment coverage than males.¹⁶ Conversely, obesity tends to be more common in females,⁴⁸ and diabetes treatments rarely account for reported differences in the risk of developing diabetes at different ages between males and females, which are likely to be due to the impact of a combination of genetic, hormonal, and psychosocial dimensions.⁵⁰

Although obesity is theoretically reversible^{28,51,52} and addressing it could provide the biggest opportunity to limit the advance of diabetes, current trends suggest that obesity rates are likely to continue to climb.⁴⁵ Various interventions and policies to address obesity have been developed and studied,^{53–56} but no programme to date has shown long-term, sustained, population-level reductions in obesity.⁵⁷ This is probably because no strategy has attempted to deal with the multiple factors that potentially contribute to obesity. Creating change that relies on behavioural and structural shifts in interconnected, complex, and dynamic systems requires a multifaceted, long-term approach with contributions from policy makers, regulators, educators, public health officials, and the medical community.⁵⁸ This is clearly not a simple challenge.

In 2022, the WHO Global Diabetes Compact outlined five diabetes targets to reach by 2030,⁵⁹ focused on addressing metabolic risks, access to medication, and diagnosis. Although 77 countries, representing every region and socioeconomic level, have created

recommendations, guidelines, and targets to monitor and control diabetes in their populations,^{60–62} preparedness varies considerably between countries. A survey of 160 WHO member states revealed that approximately 60% have conducted national surveys of blood glucose concentrations, 50% have a diabetes registry, and 80% have an action plan in place.⁶³ Ultimately, effective testing, diagnosis, treatment, and diabetes control are lacking, particularly in LMICs.¹⁷ As our forecasts suggest that nearly 50% of the increases in diabetes prevalence will be due to changing demographic profiles, countries will need to invest in health systems to handle the surge in expected patients.

The outlook for a healthy future is further marred by the lack of sustained progress in strategies designed to remediate diabetes.⁶⁴ Interventions that have yielded successful results for more than 2 years in people with type 2 diabetes involve bodyweight loss through aggressive control of calorie intake and physical activity or bariatric surgery.^{65–68} Both options involve close oversight and are unlikely to be scalable at a population level globally. Pharmacological agents such as SGLT2 inhibitors and GLP1 agonists have shown some promising results in weight reduction and cardiovascular protection in individuals with type 2 diabetes,^{69,70} but the viability of these interventions at the population level remains unclear. Moreover, disparities in medication coverage remain widespread.^{2,16} Early diagnosis, patient education, and regular visits to health-care providers can offer clinicians, public health professionals, and policy makers opportunities for potentially effective early intervention through pharmacological approaches and other strategies such as lifestyle changes.^{71,72} Evidence from studies done in China, Finland, and the USA suggests that these interventions can prevent or at least delay the onset of type 2 diabetes.^{73–75} Few countries have health-care systems, however, that are positioned to take a proactive approach or possess the infrastructure to prioritise early interventions. Developing and implementing strategies that will have long-lasting impacts at the population level remains a persistent challenge.

Although this study does not explicitly report the impact of diabetes on diseases such as chronic kidney disease, ischaemic heart disease, and cancer, since these relationships are captured in the GBD risk factor framework via high fasting plasma glucose, the impact of diabetes extends beyond the results presented here. Strategies and policies aimed at mitigating the diabetes burden should also consider the additional nuance that diabetes can lead to irreversible microvascular damage and increase the risk of morbidity and mortality due to other infectious and non-communicable diseases.^{28,51,52} Furthermore, efforts that succeed in halting the rise in diabetes could mitigate or delay associated health complications if implemented early.^{76–80} These are important considerations given that in many places in

the world, increases in disability due to diabetes have outpaced diabetes mortality.^{81,82}

In addition to the estimates presented here, previous studies have reported global diabetes estimates from earlier rounds of GBD, and two other organisations, the IDF and NCD-RisC, have also generated global and multi-country estimates of diabetes for specific age groups.^{4,11} Differences between estimates produced by GBD and IDF or NCD-RisC are likely to be due to differences in methods, case inclusion criteria, and data sources used. For example, our GBD analysis deliberately excluded sources that rely on self-reported diabetes data because we assumed that reporting bias would change over time and across location (eg, due to variability in diagnostic and screening efficacy), thus making bias adjustment challenging. Although we omitted these data sources, which were included in the IDF and NCD-RisC models, we were still able to incorporate data expressly gathered in 172 countries, exceeding the 144 locations with data in the IDF analysis and 146 locations with data in the NCD-RisC analysis. Moreover, our modelling approach—which used a Bayesian meta-regression tool, MR-BRT,^{28,33} to develop coefficients to adjust non-reference case definitions, as well as DisMod-MR, which allows us to estimate prevalence by taking into account diabetes mortality—is unique to GBD. Other differences include our estimates for locations not reported by IDF (Cook Islands, Niue, and Tokelau) or NCD-RisC (Guam, Monaco, Northern Mariana Islands, San Marino, South Sudan, and Virgin Islands; appendix table S19). Our estimates covered the entire age spectrum, whereas IDF only reported total diabetes estimates for people aged 20–79 years and type 1 diabetes estimates for those younger than 19 years, and NCD-RisC reported estimates of total diabetes for individuals aged 18 years and older. Finally, we projected type-specific and total diabetes through 2050 for every age group, while IDF and NCD-RisC did not make projections as far out and did not generate forecasts for the entire population.

Despite methodological and reporting differences, our estimates of particularly high total diabetes prevalence rates in the north Africa and the Middle East super-region are supported by similar estimates reported in the 2021 IDF Atlas.⁴ Similar to many other regions, north Africa and the Middle East has experienced a rise in obesity due to rapid urbanisation and a concomitant rise in sedentary lifestyles and unhealthy eating patterns.^{46,83}

Our study has several strengths. The robust location-specific, age-specific, and sex-specific diabetes estimates produced by our analysis are largely due to our ability to leverage the rigorous evidentiary and methodological framework provided by the larger GBD enterprise. GBD integrates all available data, critically examines and standardises differences in methods, and draws upon the expertise of a network comprising more than 9000 researchers located in more than 160 countries to generate estimates of mortality and morbidity associated

with 370 diseases and injuries worldwide. The GBD approach entails routinely updating systematic reviews of the peer-reviewed literature and seeking input from the global collaborator network to exhaustively identify studies that meet our inclusion criteria. We regularly present our results to and solicit feedback from in-country and topic experts to address data and methodological questions and concerns. Moreover, in keeping with established GBD methods, we report estimates of YLLs, YLDs, and DALYs that provide useful details about health loss associated with diabetes, in addition to estimating disease prevalence.

There are also limitations to our analysis. As discussed above, we deliberately excluded studies that identify people with diabetes by self-report status that is not validated by blood glucose tests; despite this, we were able to include data from 172 countries and territories, covering more than 80% of countries and territories reported in GBD and representing each of the 21 GBD regions. Additionally, our estimates and forecasts do not reflect a potential impact of the COVID-19 pandemic on diabetes prevalence and burden in 2020 and 2021. At the time of this analysis, these data were not available; the figures reported here are estimates of diabetes burden during a non-pandemic period. Data on the effects of the COVID-19 pandemic will be integrated into our models as they become available, allowing us to evaluate the impact of COVID-19 on the diabetes burden between 2020 and 2023, as well as on longer time trends.

Other limitations of our study include, first, that ICD coding practices documenting the underlying cause of death can vary. Studies that estimated the concordance between death certificates and patient records found disagreements with the reported underlying cause of death. These results vary by location and time but suggest that diabetes as a cause of death might be over-coded or under-coded depending on the location.^{84–86} Second, many deaths that are coded as being caused by diabetes do not specify the diabetes type. We sought to reallocate these deaths to either type 1 or type 2 diabetes using previously available information about type-specific distribution and deaths. However, this process relied on data from high-income and high-middle-income locations that might not have been valid for dissimilar locations. Third, although clinical diagnostic criteria for diabetes require more than one abnormal glucose concentration in the absence of symptoms,¹ very few population-based epidemiological studies require these diagnostic criteria. Relying on a single glucose test could overestimate diabetes prevalence; however, the magnitude of error depends on the distribution of blood sugar concentrations as the reliability of a single glucose test increases with higher blood sugar values.⁸⁷ Fourth, approximately half the data sources included in our analysis did not contain information on the method of blood collection, which can affect reported glucose concentrations by up to 20%.^{88–90} We plan to address this issue in upcoming GBD cycles.

Fifth, our analysis did not estimate gestational diabetes explicitly since this diagnosis is captured in another GBD disease category, “Other maternal disorders”, nor did our study include rarer forms of diabetes such as monogenic diabetes,¹ due to the paucity of relevant data. Sixth, GBD currently assumes that all individuals younger than 15 years have type 1 diabetes. Although there is growing evidence of type 2 diabetes occurring in younger individuals in many parts of the world,^{91,92} we do not have population-based studies that distinguish type 1 diabetes from type 2 diabetes among people younger than 15 years across time, age, and location. We are monitoring the literature to determine the viability of addressing this concern. Seventh, GBD generates risk factor analyses for modifiable risk–outcome pairs. Each risk factor is identified by a review of the literature, and we regularly revisit the possibility of adding additional risk factors. The risk–outcome association is quantified through a rules-based assessment of existing evidence. Although our forecasts do not incorporate all known risk factors, here we capture the principal driver of type 2 diabetes, high BMI. In future rounds of GBD, we will revisit this strategy and consider adding additional risk factor covariates, such as low physical activity and smoking, to the model. Under the GBD’s comparative risk assessment framework, we do not currently capture risk factors that have been reported in the literature for type 1 diabetes.^{93,94} However, we believe that SDI is a good proxy for better access to care leading to a lower case fatality rate, and to increases in type 1 diabetes prevalence. Moreover, as with other autoimmune diseases, we found a positive correlation between economic development and the incidence of type 1 diabetes. Nevertheless, we acknowledge that additional research focused on risk factors for type 1 diabetes is needed. Finally, due to limitations inherent in the available literature and the comparative risk factor framework, we were unable to account for cohort effects apart from those pertaining to tobacco exposure.

The granular location-specific, age-specific, and sex-specific epidemiological diabetes data provided in the present analysis, along with our type-specific evaluation of diabetes risk factors and projections of diabetes prevalence in 2050—including which regions and countries or territories are likely to be most affected—are essential to policy makers, who must plan for an expansion of health-service capacity to manage diabetes cases and to maximise evidence-based prevention strategies. Our estimates should also serve as a rallying call to galvanise increased research funding to identify and develop more effective measures to prevent diabetes that are economically and behaviourally sustainable at a population level across the world.

Despite a well described understanding of the main drivers of diabetes, general consensus on what needs to change to reduce the diabetes burden, and widespread buy-in from international and national health organisations, diabetes prevalence continues to increase

in every country and territory, age group, and in both males and females. Diabetes was already a substantial concern in 2021 and is set to become an even greater public health issue over the coming three decades, with no effective mitigation strategy currently in place. We need to urgently identify solutions that will limit population increases in risk factors for diabetes, otherwise the advance of the disease is likely to continue unabated. At the same time, we must enhance and expand access to better diabetes care to limit the complications associated with the disease. Differences between type 1 and type 2 diabetes with respect to risk factor profiles and underlying pathophysiology highlight the necessity to report type-specific diabetes both separately and together, given that hyperglycaemia leads to similar complications for both types. Although type 2 diabetes can in some cases be prevented and management of hyperglycaemia has the potential to improve outcomes, the disease continues to be a major public health problem due to high rates of obesity that place an increasing burden on individuals and health-care systems alike.

GBD 2021 Diabetes Collaborators

Kanyin Liane Ong, Lauryn K Stafford, Susan A McLaughlin, Edward J Boyko, Stein Emil Vollset, Amanda E Smith, Bronte E Dalton, Joe Duprey, Jessica A Cruz, Hailey Hagins, Paulina A Lindstedt, Amiralí Aali, Yohannes Habtegiorgis Abate, Melsew Dagne Abate, Mohammadreza Abbasian, Zeinab Abbasi-Kangevari, Mohsen Abbasi-Kangevari, Samar Abd ElHafeez, Rami Abd-Rabu, Deldar Morad Abdulah, Abu Yousuf Md Abdullah, Vida Abedi, Hassan Abidi, Richard Gyan Aboagye, Hassan Abolhassani, Eman Abu-Gharbieh, Ahmed Abu-Zaid, Tigist Demsew Adane, Denberu Eshetie Adane, Isaac Yeboah Addo, Oyelola A Adegboye, Victor Adekanmbi, Abiola Victor Adepoju, Qorinah Estiningtyas Sakilah Adnani, Rotimi Felix Afolabi, Gina Agarwal, Zahra Babaei Aghdam, Marcela Agudelo-Botero, Constanza Elizabeth Aguilera Arriagada, Williams Agyemang-Duah, Bright Opoku Ahinkorah, Danish Ahmad, Rizwan Ahmad, Sajjad Ahmad, Aqeel Ahmad, Ali Ahmadi, Keivan Ahmadi, Ayman Ahmed, Ali Ahmed, Luai A Ahmed, Syed Anees Ahmed, Marjan Ajami, Rufus Olusola Akinyemi, Hanadi Al Hamad, Syed Mahfuz Al Hasan, Tareq Mohammed Ali AL-Ahdal, Tariq A Alalwan, Ziyad Al-Aly, Mohammad T AlBataineh, Jacqueline Elizabeth Alcalde-Rabanal, Sharifullah Alemi, Hassam Ali, Tahereh Alinia, Syed Mohamed Aljunid, Sami Almustanyir, Rajaa M Al-Raddadi, Nelson Alvis-Guzman, Firehiwot Amare, Edward Kwabena Ameyaw, Sohrab Amiri, Ganiyu Adeniyi Amusa, Catalina Liliana Andrei, Ranjit Mohan Anjana, Adnan Ansar, Golnoosh Ansari, Alireza Ansari-Moghaddam, Anayochukwu Edward Anyasodor, Jalal Arabllo, Aleksandr Y Aravkin, Demelash Areda, Hidayat Arifin, Mesay Arkew, Benedetta Armocida, Johan Årnlöv, Anton A Artamonov, Judie Arulappan, Raphael Taiwo Aruleba, Ashokan Arumugam, Zahra Aryan, Mulu Tiruneh Asemu, Mohammad Asghari-Jafarabadi, Elaheh Askari, Daniel Asmelash, Thomas Astell-Burt, Mohammad Athar, Seyyed Shamsadin Athari, Maha Moh'd Wahbi Atout, Leticia Avila-Burgos, Ahmed Awaisu, Sina Azadnajafabad, Darshan B B, Hassan Babamohamadi, Muhammad Badar, Alaa Badawi, Ashish D Badiye, Nayereh Baghcheghi, Nasser Bagheri, Sara Bagherieh, Sulaiman Bah, Saeed Bahadory, Ruhai Bai, Atif Amin Baig, Ovidiu Constantin Baltatu, Hamid Reza Baradaran, Martina Barchitta, Mainak Bardhan, Noel C Barengo, Till Winfried Bärnighausen, Mark Thomaz Ugliara Barone, Francesco Barone-Adesi, Amadou Barrow, Hamideh Bashiri, Afisu Basiru, Sanjay Basu, Saurav Basu, Abdul-Monim Mohammad Batiha, Kavita Batra,

Mulat Tirfie Bayih, Nebiyu Simegne Bayileyeegn, Amir Hossein Behnoush, Alehegn Bekele Bekele, Melaku Ashagrie Belete, Uzma Iqbal Belgaumi, Luis Belo, Derrick A Bennett, Isabela M Bensenor, Kidanemariam Berhe, Alemshet Yirga Berhie, Sonu Bhaskar, Ajay Nagesh Bhat, Jasvinder Singh Bhatti, Boris Bikbov, Faiq Bilal, Bagas Suryo Bintoro, Saeid Bitaraf, Veera R Bitra, Vesna Bjegovic-Mikanovic, Virginia Bodolica, Archith Boloor, Michael Brauer, Javier Brazo-Sayavera, Hermann Brenner, Zahid A Butt, Daniela Calina, Luciana Aparecida Campos, Ismael R Campos-Nonato, Yin Cao, Chao Cao, Josip Car, Márcia Carvalho, Carlos A Castañeda-Orjuela, Ferrán Catalá-López, Ester Cerin, Joshua Chadwick, Eeshwar K Chandrasekar, Gashaw Sisay Chanie, Jaykaran Charan, Vijay Kumar Chattu, Kirti Chauhan, Huzaifa Ahmad Cheema, Endeshaw Chekol Abebe, Simiao Chen, Nicolas Cherbuin, Fatemeh Chichagi, Saravana Babu Chidambaram, William C S Cho, Sonali Gajanan Choudhari, Rajiv Chowdhury, Enayet Karim Chowdhury, Dinh-Toi Chu, Isaac Sunday Chukwu, Sheng-Chia Chung, Kaleb Coberly, Alyssa Columbus, Daniela Contreras, Ewerton Cousin, Michael H Criqui, Natália Cruz-Martins, Sarah Cuschieri, Bashir Dabo, Omid Dadras, Xiaochen Dai, Albertino Antonio Moura Damasceno, Rakhi Dandona, Lalit Dandona, Saswati Das, Ana Maria Dascalu, Nihar Ranjan Dash, Mohsen Dashti, Claudio Alberto Dávila-Cervantes, Vanessa De la Cruz-Góngora, Gebiso Roba Debebe, Kourosh Delpasand, Fitsum Wolde Demisse, Getu Debalkie Demissie, Xinlei Deng, Edgar Denova-Gutiérrez, Salil V Deo, Ermina Dervisević, Hardik Dineshbhai Desai, Aragaw Tesfaw Desale, Anteneh Mengist Dessie, Fikreab Desta, Syed Masudur Rahman Dewan, Sourav Dey, Kuldeep Dhama, Meghnath Dhimal, Nancy Diaó, Daniel Diaz, Monica Dinu, Mengistie Dires, Shirin Djalalinia, Linh Phuong Doan, Deepa Dongarwar, Francisco Winter dos Santos Figueiredo, Bruce B Duncan, Siddhartha Dutta, Arkadiusz Marian Dziejczak, Hisham Atan Edinur, Michael Ekholuenetale, Temitope Cyrus Ekundayo, Islam Y Elgendy, Muhammed Elhadi, Waseem El-Huneidi, Omar Abdelsadek Abdou Elmeligy, Mohamed A Elmonem, Destaw Endeshaw, Hawi Leul Esayas, Habitu Birhan Eshetu, Farshid Etaee, Ibtihal Fadhil, Adeniyi Francis Fagbamigbe, Ayesha Fahim, Shahab Falahi, MoezAllIslam Ezzat Mahmoud Faris, Hossein Farrokhpour, Farshad Farzadfar, Ali Fatehizadeh, Ghazal Fazli, Xiaoyi Feng, Tomas Y Ferede, Florian Fischer, David Flood, Ali Forouhari, Roham Foroumadi, Masoumeh Foroutan Koudehi, Abhay Motiramji Gaidhane, Santosh Gaihre, Abduzhappan Gaipov, Yaseen Galali, Balasankar Ganesan, M A Garcia-Gordillo, Rupesh K Gautam, Mesfin Gebrehiwot, Kahu Gebrekirstos Gebrekidan, Teferi Gebru Gebremeskel, Lemma Getacher, Fataneh Ghadirian, Seyyed-Hadi Ghamari, Mohammad Ghasemi Nour, Fariba Ghassemi, Mahaveer Golechha, Pouya Goleij, Davide Golinelli, Sameer Vali Gopalani, Habtamu Alganah Guadie, Shi-Yang Guan, Temesgen Worku Gudayu, Rafael Alves Guimarães, Rashid Abdi Guled, Rajeev Gupta, Kartik Gupta, Veer Bala Gupta, Vivek Kumar Gupta, Bishal Gyawali, Rasool Haddadi, Najah R Hadi, Teklehaimanot Gereziher Haile, Ramtin Hajibeygi, Arvin Haj-Mirzaian, Rabih Halwani, Samer Hamidi, Graeme J Hankey, Md Abdul Hannan, Shafiqul Haque, Hamid Harandi, Netanja I Harlianto, S M Mahmudul Hasan, Syed Shahzad Hasan, Hamidreza Hasani, Soheil Hassanipour, Mohammed Bheser Hassen, Johannes Haubold, Khezhar Hayat, Goltaz Heidari, Mohammad Heidari, Kamran Hessami, Yuta Hiraike, Ramesh Holla, Sahadat Hossain, Md Shakhaot Hossain, Mohammad-Salar Hosseini, Mehdi Hosseinzadeh, Hassan Hosseinzadeh, Junjie Huang, Md Nazmul Huda, Salman Hussain, Hong-Han Huynh, Bing-Fang Hwang, Segun Emmanuel Ibitoye, Nayu Ikeda, Irena M Ilic, Milena D Ilic, Leeberk Raja Inbaraj, Afrin Iqbal, Sheikh Mohammed Shariful Islam, Rakibul M Islam, Nahlah Elkudssiah Ismail, Hiroyasu Iso, Gaetano Isola, Ramaiah Itumalla, Masao Iwagami, Chidozie C D Iwu, Ihoghosa Osamuyi Iyamu, Assefa N Iyasu, Louis Jacob, Abdollah Jafarzadeh, Haitham Jahrami, Rajesh Jain, Chinwe Jaja, Zahra Jamalpoor, Elham Jamshidi, Balamurugan Janakiraman, Krishnamurthy Jayanna, Sathish Kumar Jayapal, Shubha Jayaram, Ranil Jayawardena, Rime Jebai, Wonjeong Jeong, Yinzi Jin,

- Mohammad Jokar, Jost B Jonas, Nitin Joseph, Abel Joseph, Charity Ehimwenma Joshua, Farahnaz Joukar, Jacek Jerzy Jozwiak, Billingsley Kaambwa, Ali Kabir, Robel Hussien Kabthymmer, Vidya Kadashetti, Farima Kahe, Rohollah Kalhor, HIMAL Kandel, Shama D Karanth, Ibraheem M Karaye, Samad Karkhah, Patrick DMC Katoto, Navjot Kaur, Sina Kazemian, Sewnet Adem Kebede, Yousef Saleh Khader, Himanshu Khajuria, Amirmohammad Khalaji, Moien AB Khan, Maseer Khan, Ajmal Khan, Saval Khanal, Moawiah Mohammad Khatatbeh, Amir M Khater, Sorour Khateri, Fatemeh khorashadzadeh, Jagdish Khubchandani, Biruk Getahun Kibret, Min Seo Kim, Ruth W Kimokoti, Adnan Kisa, Mika Kivimäki, Ali-Asghar Kolahi, Somayeh Komaki, Farzad Kompani, Hamid Reza Koohestani, Oleksii Korzh, Karel Kostev, Nikhil Kothari, Ai Koyanagi, Kewal Krishan, Yuvaraj Krishnamoorthy, Barthelemy Kuate Defo, Mohammed Kuddus, Md Abdul Kuddus, Rakesh Kumar, Harish Kumar, Satyajit Kundu, Maria Dyah Kurniasari, Ambily Kuttikkattu, Carlo La Vecchia, Tea Lallukka, Bagher Larijani, Anders O Larsson, Kamaluddin Latief, Basira Kankia Lawal, Thao Thi Thu Le, Trang Thi Bich Le, Shaun Wen Huey Lee, Munjae Lee, Wei-Chen Lee, Paul H Lee, Sang-woong Lee, Seung Won Lee, Samson Mideksa Legesse, Jacopo Lenzi, Yongze Li, Ming-Chieh Li, Stephen S Lim, Lee-Ling Lim, Xuefeng Liu, Chaojie Liu, Chun-Han Lo, Graciliana Lopes, Stefan Lorkowski, Rafael Lozano, Giancarlo Lucchetti, Azzam A Maghazachi, Phetole Walter Mahasha, Soleiman Mahjoub, Mansour Adam Mahmoud, Razzagh Mahmoudi, Marzieh Mahmoudimanesh, Anh Tuan Mai, Azeem Majeed, Pantea Majma Sanaye, Konstantinos Christos Makris, Kashish Malhotra, Ahmad Azam Malik, Iram Malik, Tauqeer Hussain Mallhi, Deborah Carvalho Malta, Abdullah A Mamun, Borhan Mansouri, Hamid Reza Marateb, Parham Mardi, Santi Martini, Miquel Martorell, Roy Rillera Marzo, Reza Masoudi, Sahar Masoudi, Elezebeth Mathews, Andrea Maugeri, Giampiero Mazzaglia, Teferi Mekonnen, Mahboobeh Meshkat, Tomislav Mestrovic, Junmei Miao Jonasson, Tomasz Miazgowski, Irmina Maria Michalek, Le Huu Nhat Minh, GK Mini, J Jaime Miranda, Reza Mirfakhraie, Erkin M Mirrakhimov, Mohammad Mirza-Aghazadeh-Attari, Awoke Misganaw, Kebede Haile Misgina, Manish Mishra, Babak Moazen, Noh Saad Mohamed, Esmail Mohammadi, Mohsen Mohammadi, Abdollah Mohammadian-Hafshejani, Marita Mohammadshahi, Alireza Mohseni, Hoda Mojiri-forushani, Ali H Mokdad, Sara Momtazmanesh, Lorenzo Monasta, Md Moniruzzaman, Ute Mons, Fateme Montazeri, AmirAli Moodi Ghalibaf, Yousef Moradi, Maryam Moradi, Mostafa Moradi Sarabi, Negar Morovatdar, Shane Douglas Morrison, Jakub Morze, Elias Mossialos, Ebrahim Mostafavi, Ulrich Otto Mueller, Francesk Mulita, Admir Mulita, Efrén Murillo-Zamora, Kamarul Imran Musa, Julius C Mwita, Shankar Prasad Nagaraju, Mohsen Naghavi, Firzan Nainu, Tapas Sadasivan Nair, Hastyar Hama Rashid Najmuldeen, Vinay Nangia, Shumaaila Nargus, Abdallah Y Naser, Hasan Nassereldine, Zuhair S Natto, Javaid Nauman, Biswa Prakash Nayak, Rawlance Ndejjo, Hadush Negash, Ruxandra Irina Negoii, Hau Thi Hien Nguyen, Dang H Nguyen, Phat Tuan Nguyen, Van Thanh Nguyen, Hien Quang Nguyen, Robina Khan Niazi, Yeshambel T Nigatu, Dina Nur Anggraini Ningrum, Muhammad A Nizam, Lawrence Achilles Nnyanzi, Mamoona Noreen, Jean Jacques Noubiap, Ogochukwu Janet Nzopotam, Chimezie Igwegbe Nzopotam, Bogdan Oancea, Nkechi Martina Odogwu, Oluwakemi Ololade Odukoya, Vivek Anand Ojha, Hassan Okati-Aliabad, Akinkunmi Paul Okekunle, Osaretin Christabel Okonji, Patrick Godwin Okwute, Isaac Iyinoluwa Olufadewa, Obinna E Onwujekwe, Michal Ordak, Alberto Ortiz, Uchechukwu Levi Osuagwu, Abderrahim Oulhaj, Mayowa O Owolabi, Alicia Padron-Monedero, Jagadish Rao Padubidri, Raffaele Palladino, Demosthenes Panagiotakos, Songhomitra Panda-Jonas, Ashok Pandey, Anamika Pandey, Seithikurippu R Pandi-Perumal, Anca Mihaela Pantea Stoian, Shahina Paradhan, Tarang Parekh, Utsav Parekh, Maja Pasovic, Jay Patel, Jemil R Patel, Uttam Paudel, Veincent Christian Filipino Pepito, Marcos Pereira, Norberto Perico, Simone Perna, Ionela-Roxana Petcu, Fanny Emily Petermann-Rocha, Vivek Podder, Maarten J Postma, Ghazaleh Pournali, Naimeh Pourtaheri, Elton Junio Sady Prates, Mirza Muhammad Fahd Qadir, Ibrahim Qattea, Pourya Raee, Ibrar Rafique, Mehran Rahimi, Mahban Rahimifard, Vafa Rahimi-Movaghar, Md Obaidur Rahman, Muhammad Aziz Rahman, Mohammad Hifz Ur Rahman, Mosiur Rahman, Md Mosfequr Rahman, Mohamed Rahmani, Shayan Rahmani, Wahid Rahmanian, Setyaningrum Rahmawaty, Niloufar Rahnavard, Bibek Rajbhandari, Pradhun Ram, Sheena Ramazanu, Juwel Rana, Nemanja Rancic, Muhammad Modassar Ali Nawaz Ranjha, Chythra R Rao, Deepthi Rapaka, Drona Prakash Rasali, Sina Rashedi, Wahid Rashedi, Ahmed Mustafa Rashid, Mohammad-Mahdi Rashidi, Zubair Ahmed Ratan, Salman Rawaf, Lal Rawal, Elrashdy Moustafa Mohamed Redwan, Giuseppe Remuzzi, Kannan RR Rengasamy, Andre M N Renzaho, Luis Felipe Reyes, Nima Rezaei, Nazila Rezaei, Mohsen Rezaeian, Hossein Rezazadeh, Seyed Mohammad Riahi, Yohanes Andy Rias, Muhammad Riaz, Daniela Ribeiro, Mónica Rodrigues, Jefferson Antonio Buendia Rodriguez, Leonardo Roever, Peter Rohloff, Gholamreza Roshandel, Abazar Roustazadeh, Godfrey M Rwegerera, Aly M A Saad, Maha Mohamed Saber-Ayad, Siamak Sabour, Leila Sabzmakan, Basema Saddik, Erfan Sadeghi, Umar Saeed, Sahar Saeedi Moghaddam, Sare Safi, Sher Zaman Safi, Amene Saghazadeh, Narjes Saheb Sharif-Askari, Fatemeh Saheb Sharif-Askari, Amirhossein Sahebkar, Soumya Swaroop Sahoo, Harihar Sahoo, K M Saif-Ur-Rahman, Mirza Rizwan Sajid, Sarvenaz Salahi, Saina Salahi, Mohamed A Saleh, Mohammad Amin Salehi, Joshua A Salomon, Juan Sanabria, Rama Krishna Sanjeev, Francesco Sanmarchi, Milena M Santric-Milicevic, Made Ary Sarasmita, Saman Sargazi, Brijesh Sathian, Thirunavukkarasu Sathish, Monika Sawhney, Markus P Schlaich, Maria Inês Schmidt, Art Schuermans, Abdul-Aziz Seidu, Nachimuthu Senthil Kumar, Sadaf G Sepanlou, Yashendra Sethi, Allen Seylani, Maryam Shabany, Tahereh Shafaghat, Melika Shafeghat, Mahan Shafie, Nilay S Shah, Samiah Shahid, Masood Ali Shaikh, Mohd Shadanwaz, Mohammed Shannawaz, Sadaf Sharfaei, Bereket Beyene Shashamo, Rahman Shiri, Aminu Shittu, K M Shivakumar, Siddharudha Shivalli, Parnian Shobeiri, Fereshteh Shokri, Kerem Shuval, Migbar Mekonnen Sibhat, Luís Manuel Lopes Rodrigues Silva, Colin R Simpson, Jasvinder A Singh, Paramdeep Singh, Surjit Singh, Md Shahjahan Siraj, Anna Aleksandrovna Skryabina, Abdullah Al Mamun Sohag, Hamidreza Soleimani, Solikhah Solikhah, Mohammad Sadegh Soltani-Zangbar, Ranjani Somayaji, Reed J D Sorensen, Antonina V Starodubova, Sujata Sujata, Muhammad Suleman, Jing Sun, Johan Sundström, Rafael Tabarés-Seisdedos, Seyed Mohammad Tabatabaei, Seyed-Amir Tabatabaeizadeh, Mohammad Tabish, Majid Taheri, Ensiyeh Taheri, Elahe Taki, Jacques J L Lukenze Tamuzi, Ker-Kan Tan, Nathan Y Tat, Birhan Tsegay Taye, Worku Animaw Temesgen, Mohamad-Hani Temsah, Riki Tesler, Pugazhenthian Thangaraju, Kavumpurathu Raman Thankappan, Rajshree Thapa, Samar Tharwat, Nihal Thomas, Jansje Henny Vera Ticoalu, Amir Tiyuri, Marcello Tonelli, Marcos Roberto Tovani-Palone, Domenico Trico, Indang Trihandini, Jaya Prasad Tripathy, Samuel Joseph Tromans, Guesh Mebrahtom Tsegay, Abdul Rohim Tualeka, Derara Girma Tufa, Stefanos Tyrovolas, Sana Ullah, Era Upadhyay, Seyed Mohammad Vahabi, Asokan Govindaraj Vaithinathan, Rohollah Valizadeh, Kim Robin van Daalen, Priya Vart, Shoban Babu Varthya, Tommi Juhani Vasankari, Siavash Vaziri, Madhur verma Verma, Georgios-Ioannis Verras, Danh Cao Vo, Birhanu Wagaye, Yasir Waheed, Ziyue Wang, Yanqing Wang, Cong Wang, Fang Wang, Gizachew Tadesse Wassie, Melissa Y Wei Wei, Abhra Hailay Weldemariam, Ronny Westerman, Nuwan Darshana Wickramasinghe, YiFan Wu, Ratna DWI Wulandari, Juan Xia, Hong Xiao, Suowen Xu, Xiaoyue Xu, Dereje Y Yada, Lin Yang, Hiroshi Yatsuya, Metin Yesiltepe, Siyan Yi, Hunachew Kibret Yohannis, Naohiro Yonemoto, Yuyi You, Sojib Bin Zaman, Nelson Zamora, Iman Zare, Kourosh Zarea, Armin Zarrintan, Mikhail Sergeevich Zastrozhin, Naod Gebrekristos Zeru, Zhi-Jiang Zhang, Chenwen Zhong, Jingjing Zhou, Magdalena Zielińska, Yossef Teshome Zikarg, Sanjay Zodpey, Mohammad Zoladi, Zhiyong Zou, Alimuddin Zumla, Yves Miel H Zuniga,

Dianna J Magliano*, Christopher J L Murray*, Simon I Hay*, and Theo Vos*.

*Co-senior authors

Affiliations

Institute for Health Metrics and Evaluation (K L Ong PhD, L K Stafford BS, S A McLaughlin PhD, Prof S Vollset DrPH, A E Smith MPA, B E Dalton BA, J Duprey MS, J A Cruz BS, H Hagins MSPH, P A Lindstedt MPH, A Y Aravkin PhD, Prof M Brauer DSc, K Coberly BS, E Cousin PhD, X Dai PhD, Prof R Dandona PhD, Prof L Dandona MD, M Hassen BSc, Prof S S Lim PhD, Prof R Lozano MD, T Mestrovic PhD, A H Mokdad PhD, Prof M Naghavi PhD, H Nassereldine MD, M Pasovic MEd, R J D Sorensen PhD, D Y Yada MSc, Prof C J L Murray DPhil, Prof S I Hay FMedSci, Prof T Vos PhD), School of Medicine (Prof E J Boyko MD), Department of Health Metrics Sciences, School of Medicine (Prof S Vollset DrPH, A Y Aravkin PhD, E Cousin PhD, X Dai PhD, Prof R Dandona PhD, Prof S S Lim PhD, Prof R Lozano MD, A Misganaw PhD, A H Mokdad PhD, Prof M Naghavi PhD, Prof C J L Murray DPhil, Prof S I Hay FMedSci, Prof T Vos PhD), Department of Applied Mathematics (A Y Aravkin PhD), Division of Plastic and Reconstructive Surgery (S D Morrison MD), Department of Medicine (R Somayaji MD), Department of Global Health (R J D Sorensen PhD), Division of Biomedical and Health Informatics (Y Wu MPH), University of Washington, Seattle, WA, USA; General Medicine Service (Prof E J Boyko MD), Department of Veterans Affairs, Seattle, WA, USA; Faculty of Medicine (A Aali MD, N Rahnavard MD), E-Learning Center (M Ghasemi Nour MD), Clinical Research Development Unit (N Morovatdar MD), Metabolic Syndrome Research Center (G Pourali MD), International UNESCO Center for Health-related Basic Sciences and Human Nutrition (G Pourali MD), Applied Biomedical Research Center (A Sahebkar PhD), Biotechnology Research Center (A Sahebkar PhD), Department of Medical Informatics (S Tabatabaei PhD), Clinical Research Development Unit (S Tabatabaei PhD), Mashhad University of Medical Sciences, Mashhad, Iran; Department of Clinical Governance and Quality Improvement (Y H Abate MSc), Aleta Wondo Hospital, Aleta Wondo, Ethiopia; Department of Nursing (M D Abate MSc), Woldia University, Woldia, Ethiopia; Department of Orthopedic Surgery (M Abbasian MD), Brigham and Women's Hospital (Z Aryan MD), T.H. Chan School of Public Health (Prof T W Bärnighausen MD), Center for Primary Care (S Basu PhD), Department of Environmental Health (N Diao DSc), Division of Cardiology (I Y Elgendy MD), Maternal Fetal Care Center (K Hessami MD), Cardiovascular Department (F Kahe MD), Department of Health Policy and Oral Epidemiology (Z S Natto DrPH), Department of Global Health and Population (P Rohloff MD), Beth Israel Deaconess Medical Center (S Sharfaei MD), Harvard University, Boston, MA, USA; Orthopaedic Surgery (M Abbasian MD), Social Determinants of Health Research Center (Z Abbasi-Kangevari BSc, S Ghamari MD, A Kolahi MD, M Rashidi MD), Department of Epidemiology (A Ahmadi PhD, S Sabour PhD), National Nutrition and Food Technology Research Institute (M Ajami PhD), Psychiatric Nursing and Management Department (F Ghadirian PhD), Obesity Research Center (A Haj-Mirzaian MD), Functional Neurosurgery Research Center (E Jamshidi PharmD), Department of Genetics (R Mirfakhraie PhD), School of Medicine (F Montazeri MD, S Rahmani MD), Department of Biology and Anatomical Sciences (P Raee PhD), Ophthalmic Epidemiology Research Center (S Safi PhD), Ophthalmic Research Center (S Safi PhD), Medical Ethics and Law Research Center (M Taheri PhD), Shahid Beheshti University of Medical Sciences, Tehran, Iran; Non-communicable Diseases Research Center (Z Abbasi-Kangevari BSc, M Abbasi-Kangevari MD, Z Aryan MD, S Azadnajafabad MD, Prof F Farzadfar DSc, S Ghamari MD, S Momtazmanesh MD, F Montazeri MD, S Rahmani MD, M Rashidi MD, N Rezaei MD, S Saeedi Moghaddam MSc), Research Center for Immunodeficiencies (H Abolhassani PhD, Prof N Rezaei PhD, A Saghazadeh MD), School of Medicine (A Behnouth BS, H Farrokhpour MD, H Harandi MD, A Khalaji BS, S Momtazmanesh MD, M Shafeghat MD), Department of Scientific Research (F Chichagi MD), Endocrinology and Metabolism Research

Institute (R Foroumadi MD, Prof B Larijani FACE), Department of Surgery (R Foroumadi MD), Ophthalmology Department (Prof F Ghassemi MD), Department of Radiology (R Hajibeygi MD), Iranian Research Center for HIV/AIDS (H Harandi MD), Cardiac Primary Prevention Research Center, Cardiovascular Diseases Research Institute (S Kazemian MD), Department of Cardiac Electrophysiology, Tehran Heart Center (S Kazemian MD), Children's Medical Center (F Kompani MD), Digestive Diseases Research Institute (S Masoudi MSc, S G Sepanlou MD), Faculty of Medicine (E Mohammadi MD, P Shobeiri MD), National Institute for Health Research (M Mohammadshahi PhD), Pharmaceutical Sciences Research Center (PSRC) (M Rahimifard PhD), Sina Trauma and Surgery Research Center (Prof V Rahimi-Movaghar MD), Department of Cardiology (S Rashedi MD), Department of Medicine (M A Salehi MD), Sina Trauma Research Center (M Shabany PhD), Department of Neurology (M Shafie MD), Department of Microbiology (E Taki PhD), Faculty Of Medicine (S Vahabi MD), Tehran University of Medical Sciences, Tehran, Iran (E Mohammadi MD); Epidemiology Department (S Abd ElHafeez DrPH), Pediatric Dentistry and Dental Public Health Department (Prof O A A Elmeligy PhD), Alexandria University, Alexandria, Egypt; Evidence-Based Practice Center (R Abd-Rabu MD), Division of General Internal Medicine (N M Odogwu PhD), Mayo Clinic, Rochester, MN, USA; Community and Maternity Nursing Unit (D M Abdullah MPH), University of Duhok, Duhok, Iraq; School of Planning, Faculty of Environment (A Abdullah MSc), School of Public Health and Health Systems (Z A Butt PhD), University of Waterloo, Waterloo, ON, Canada; Department of Public Health Sciences, Penn State College of Medicine (V Abedi PhD), Pennsylvania State University, Hershey, PA, USA; Biocomplexity Institute (V Abedi PhD), Virginia Tech, Blacksburg, VA, USA; Laboratory Technology Sciences Department (H Abidi PhD), Department of Nursing (M Zoladl PhD), Yasuj University of Medical Sciences, Yasuj, Iran; Department of Family and Community Health (R G Aboagye MPH), University of Health and Allied Sciences, Ho, Ghana; Department of Biosciences and Nutrition (H Abolhassani PhD), Karolinska University Hospital, Huddinge, Sweden; Clinical Sciences Department (E Abu-Gharbieh PhD, N R Dash MD, Prof R Halwani PhD, Prof A A Maghazachi PhD, M M Saber-Ayad MD, N Saheb Sharif-Askari PhD), Department of Physiotherapy (A Arumugam PhD), Department of Basic Medical Sciences (W El-Huneidi PhD), Department of Clinical Nutrition and Dietetics (M E M Faris PhD), College of Medicine (Prof R Halwani PhD, M A Saleh PhD), Sharjah Institute for Medical Research (B Saddik PhD), Sharjah Institute of Medical Sciences (F Saheb Sharif-Askari PhD), University of Sharjah, Sharjah, United Arab Emirates; Department of Surgery, Department of Obstetrics & Gynecology (A Abu-Zaid MD), College of Medicine (S Almustanyir MD), Alfaisal University, Riyadh, Saudi Arabia; College of Graduate Health Sciences (A Abu-Zaid MD), University of Tennessee, Memphis, TN, USA; Department of Clinical and Psychosocial Epidemiology (T D Adane MSc, T D Adane MSc), Department of Epidemiology (K H Misgina PhD), University Medical Center Groningen (Prof M J Postma PhD), Department of Internal Medicine (P Vart PhD), University of Groningen, Groningen, Netherlands; Department of Anesthesia and Critical Care (D E Adane MSc), Department of Public Health (M T Asemu MSc, A T Desale MPH, A M Dessie MPH), Department of Medical Biochemistry (E Chekol Abebe MSc), Debre Tabor University, Debre Tabor, Ethiopia; Centre for Social Research in Health (I Y Addo PhD), School of Population Health (X Feng PhD, X Xu PhD), University of New South Wales, Sydney, NSW, Australia; Quality and Systems Performance Unit (I Y Addo PhD), Cancer Institute NSW, Sydney, NSW, Australia; Department of Public Health and Tropical Medicine (O A Adegbeye PhD), College of Public Health, Medical and Veterinary Sciences (A Seidu MPhil), James Cook University, Townsville, QLD, Australia; Department of Obstetrics & Gynecology (V Adekanmbi PhD), Department of Internal Medicine (W Lee PhD), University of Texas, Galveston, TX, USA; HIV and Infectious Diseases Department (A V Adepoju MD), Jhpiego, Abuja, Nigeria; Adolescent Research and Care Department (A V Adepoju MD), Adolescent Friendly Research Initiative and Care, Ado Ekiti, Nigeria; Faculty of Medicine (Q E S Adnani PhD), Center of Excellence in Higher Education for Pharmaceutical Care Innovation (Prof M J Postma PhD), Universitas

Padjadjaran (Padjadjaran University), Bandung, Indonesia; Department of Epidemiology and Medical Statistics (R F Afolabi PhD, M Ekholuentele MSc, A F Fagbamigbe PhD), Institute for Advanced Medical Research and Training (R O Akinyemi PhD), Faculty of Public Health (M Ekholuentele MSc, I I Olufadewa MHS), Department of Health Promotion and Education (S E Ibitoye MPH), College of Medicine (A P Okekunle PhD), Department of Medicine (Prof M O Owolabi DrM), University of Ibadan, Ibadan, Nigeria; Department of Family Medicine (Prof G Agarwal PhD), McMaster University, Hamilton, ON, Canada; Medical Imaging Sciences Research Team (Z B Aghdam MD), Department of Radiology (M Dashti MD, M Mirza-Aghazadeh-Attari MD, A Zarrintan MD), Research Center for Evidence-Based Medicine (M Hosseini MD), Cardiovascular Research Center (M Rahimi MD), Department of Immunology (M Soltani-Zangbar MSc), Tabriz University of Medical Sciences, Tabriz, Iran; Center for Policy, Population & Health Research (Prof M Agudelo-Botero PhD), Clinical Epidemiology (D Contreras MD), Center of Complexity Sciences (Prof D Diaz PhD), National Autonomous University of Mexico, Mexico City, Mexico; Unidad de Emergencia Adulto (C E Aguilera Arriagada MD), Complejo Asistencial Dr. Sótero del Río, Santiago de Chile, Chile; Department of Geography and Planning (W Agyemang-Duah MSc), Queen's University, Kingston, ON, Canada; School of Public Health (B O Ahinkorah MPhil), School of Computing Sciences (Prof J Sun PhD), University of Technology Sydney, Sydney, NSW, Australia; Health Research Institute (D Ahmad PhD, N Bagheri PhD), University of Canberra, Canberra, ACT, Australia; Public Health Foundation of India, Gandhinagar, India (D Ahmad PhD); Department of Natural Products and Alternative Medicine (R Ahmad PhD), Department of Public Health (Prof S Bah PhD), Imam Abdulrahman Bin Faisal University, Dammam, Saudi Arabia; Department of Health and Biological Sciences (S Ahmad PhD), Abasyn University, Peshawar, Pakistan; Department of Medical Biochemistry (A Ahmad PhD), Department of Pharmacology (M Tabish MPharm), Shaqra University, Shaqra, Saudi Arabia; Department of Epidemiology and Biostatistics (A Ahmadi PhD, A Mohammadian-Hafshejani PhD), Community-Oriented Nursing Midwifery Research Center (M Heidari PhD), Department of Nursing (R Masoudi PhD), Shahrekord University of Medical Sciences, Shahrekord, Iran; School of Public Health (K Ahmadi PhD, S Basu PhD), Department of Primary Care and Public Health (J Car PhD, Prof A Majeed MD, R Palladino MD, Prof S Rawaf MD), Department of Surgery and Cancer (Prof E Mossialos PhD), Imperial College London, London, UK; Institute of Endemic Diseases (A Ahmed MSc), University of Khartoum, Khartoum, Sudan; Swiss Tropical and Public Health Institute (A Ahmed MSc), University of Basel, Basel, Switzerland; School of Pharmacy (A Ahmed MPhil, S W H Lee PhD), Monash University, Bandar Sunway, Malaysia; Department of Pharmacy (A Ahmed MPhil), Quaid I Azam University Islamabad, Islamabad, Pakistan; Institute of Public Health (L A Ahmed PhD), Family Medicine Department (M A Khan MSc), College of Medicine and Health Sciences (J Nauman PhD), United Arab Emirates University, Al Ain, United Arab Emirates; Brody School of Medicine (S Ahmed PhD), Department of Internal Medicine (H Ali MD), East Carolina University, Greenville, NC, USA; Department of Food and Nutrition Policy and Planning Research (M Ajami PhD), National Institute of Nutrition, Tehran, Iran; Institute of Neuroscience (R O Akinyemi PhD), Newcastle University, Newcastle upon Tyne, UK; Geriatric and Long Term Care Department (H Al Hamad MD, B Sathian PhD), Rumailah Hospital (H Al Hamad MD), Hamad Medical Corporation, Doha, Qatar; Clinical Research Support Center (S Al Hasan PhD), Kagawa University Hospital, Miki-cho, Japan; Institute of Global Health (T M A AL-Ahdal MPH), Eijkman Institute for Molecular Biology, Heidelberg, Germany; Department of Biology (T A Alalwan PhD), University of Bahrain, Sakhir, Bahrain; John T. Milliken Department of Internal Medicine (Z Al-Aly MD), Department of Surgery (Y Cao DSc, C Wang MPH), Program in Physical Therapy (C Cao MPH), Brown School (C Wang MPH), Washington University in St. Louis, St. Louis, MO, USA; Clinical Epidemiology Center (Z Al-Aly MD), US Department of Veterans Affairs (VA), St Louis, MO, USA; Department of Molecular Biology and Genetics (Prof M T AlBataineh PhD, Prof M Rahmani PhD), Department of Pharmacology & Therapeutics (Prof O C Baltatu PhD), Department of Epidemiology and Population Health (A Oulhaj PhD), Center for Biotechnology (Prof M Rahmani PhD), Khalifa University, Abu Dhabi, United Arab Emirates; Center for Health Systems Research (J E Alcalde-Rabalan PhD, L Avila-Burgos Sc D), Health and Nutrition Research Center (I R Campos-Nonato PhD), Center for Evaluation and Surveys Research (V De la Cruz-Góngora PhD), Center for Nutrition and Health Research (E Denova-Gutiérrez DSc), National Institute of Public Health, Cuernavaca, Mexico; Global Health Entrepreneurship (S Alemi PhD), Tokyo Medical and Dental University, Tokyo, Japan; Department of Internal Medicine (H Ali MD), Brody School of Medicine, Greenville, NC, USA; Metabolic Liver Disease Research Center (T Alinia PhD), School of Medicine (S Bagherieh BSc), Department of Environmental Health Engineering (A Fatehizadeh PhD, E Taheri PhD), Department of Ophthalmology (A Forouhari MD), Emergency Department (A Forouhari MD), Department of Biology (M Meshkat MSc), Department of Physiology (H Rezazadeh PhD), Isfahan University of Medical Sciences, Isfahan, Iran; Department of Health Policy and Management (Prof S M Aljunid PhD), Kuwait University, Kuwait, Kuwait; International Centre for Casemix and Clinical Coding (Prof S M Aljunid PhD), National University of Malaysia, Bandar Tun Razak, Malaysia; Ministry of Health, Riyadh, Saudi Arabia (S Almustanyir MD); Department of Community Medicine (R M Al-Raddadi PhD), Pediatric Dentistry Department (Prof O A A Elmeligy PhD), Rabigh Faculty of Medicine (A A Malik PhD), Department of Dental Public Health (Z S Natto DrPH), King Abdulaziz University, Jeddah, Saudi Arabia; Research Group in Hospital Management and Health Policies (Prof N Alvis-Guzman PhD), Universidad de la Costa (University of the Coast), Barranquilla, Colombia; Research Group in Health Economics (Prof N Alvis-Guzman PhD), University of Cartagena, Cartagena, Colombia; Department of Pharmacology and Clinical Pharmacy (F Amare MSc), Department of Anatomy (Y T Zikarg MSc), Addis Ababa University, Addis Ababa, Ethiopia; School of Graduate Studies (E K Ameyaw MPhil), Lingnan University, Hong Kong, China; Quran and Hadith Research Center (S Amiri PhD), Baqiyyatallah University of Medical Sciences, Tehran, Iran; Department of Medicine (G A Amusa MD), University of Jos, Jos, Nigeria; Department of Internal Medicine (G A Amusa MD), Jos University Teaching Hospital, Jos, Nigeria; Cardiology Department (C Andrei PhD), Ophthalmology Department (A Dascalu PhD), Department of Anatomy and Embryology (R I Negoi PhD), Department of Diabetes, Nutrition and Metabolic Diseases (A Pantea Stoian PhD), Carol Davila University of Medicine and Pharmacy, Bucharest, Romania; Department of Diabetology (R M Anjana PhD), Madras Diabetes Research Foundation, Chennai, India; School of Nursing and Midwifery (A Ansar PhD, M Rahman PhD), Department of Public Health (Prof C Liu PhD), La Trobe University, Melbourne, VIC, Australia; Special Interest Group International Health (A Ansar PhD), Public Health Association of Australia, Canberra, ACT, Australia; Department of Radiology (G Ansari MD, A Mohseni MD), Department of Biostatistics (A Columbus MS), Johns Hopkins University, Baltimore, MD, USA; Department of Epidemiology and Biostatistics (Prof A Ansari-Moghaddam PhD), Health Promotion Research Center (H Okati-Aliabad PhD), Department of Biochemistry (S Sargazi PhD), Zahedan University of Medical Sciences, Zahedan, Iran; School of Dentistry and Medical Sciences (A E Anyasodor PhD), Charles Sturt University, Orange, NSW, Australia; Health Management and Economics Research Center (J Arabloo PhD), Department of Epidemiology (Prof H Baradaran PhD), Minimally Invasive Surgery Research Center (A Kabir MD, S Salahi MD), Trauma and Injury Research Center (M Taheri PhD), Department of Epidemiology and Biostatistics (A Tiyuri MSc), Iran University of Medical Sciences, Tehran, Iran (M Moradi MD); College of Art and Science (D Areda PhD), Ottawa University, Surprise, AZ, USA; College of Liberal Arts and Sciences (D Areda PhD), Arizona State University, Tempe, AZ, USA; Department of Medical Surgical Nursing (H Arifin MSc), Padjadjaran University, Bandung, Indonesia; Department of Medical Laboratory Sciences (M Arkew MSc), Haramaya University, Haramaya, Ethiopia; Department of Cardiovascular, Endocrine-metabolic Diseases and Aging (B Armocida MSc), National Institute of Health, Rome, Italy;

Department of Neurobiology, Care Sciences and Society (Prof J Årnlöv PhD), Karolinska Institute, Stockholm, Sweden; School of Health and Social Studies (Prof J Årnlöv PhD), Dalarna University, Falun, Sweden; Department of Biophysics (A A Artamonov PhD), Russian Academy of Sciences, Moscow, Russia; Department of Maternal and Child Health (J Arulappan DSc), Sultan Qaboos University, Muscat, Oman; Department of Molecular and Cell Biology (R T Aruleba MSc), University of Cape Town, Cape Town, South Africa; Community Medicine and Rehabilitation - Physiotherapy Section (A Arumugam PhD), Umeå University, Umea, Sweden; Cabrini Research (Prof M Asghari-Jafarabadi PhD), Cabrini Health, Melbourne, VIC, Australia; School of Public Health and Preventative Medicine (Prof M Asghari-Jafarabadi PhD), Department of Epidemiology and Preventative Medicine (E K Chowdhury PhD), Department of Epidemiology and Preventive Medicine (R M Islam PhD), Department of Medicine (S Zaman MSc), School of Public Health and Preventive Medicine (Prof D J Magliano PhD), Monash University, Melbourne, VIC, Australia; Department of Nutrition (E Askari PhD), Department of Pharmacognosy and Pharmaceutical Biotechnology (M Mohammadi PhD), Department of Clinical Biochemistries (M Moradi Sarabi PhD), Lorestan University of Medical Sciences, Khorramabad, Iran; Department of Clinical Chemistry (D Asmelash MSc), Department of Clinical Pharmacy (G S Chanie MSc), Institute of Public Health (G D Demissie MPH), Department of Human Physiology (M Diress MSc), Department of Health Promotion and Health Behavior (H B Eshetu MPH), Department of Clinical Midwifery (T W Gudayu MPH), Department of Statistics (H K Yohannis MSc), University of Gondar, Gondar, Ethiopia; School of Health & Society (Prof T Astell-Burt PhD, H Hosseinzadeh PhD), School of Health and Society (Z Ratan MSc), University of Wollongong, Wollongong, NSW, Australia; Menzies Centre for Health Policy (Prof T Astell-Burt PhD), Sydney Medical School (S Islam PhD), Save Sight Institute (H Kandel PhD, Y You PhD), University of Sydney, Sydney, NSW, Australia; Department of Medical Genetics (M Athar PhD), Science and Technology Unit (M Athar PhD), Umm Al-Qura University, Makkah, Saudi Arabia; Department of Immunology (S Athari PhD), Department of Pharmacology (P Majma Sanaye PharmD), Zanjan University of Medical Sciences, Zanjan, Iran; Faculty of Nursing (M M W Atout PhD, Prof A M Batiha PhD), Philadelphia University, Amman, Jordan; Department of Clinical Pharmacy & Practice, College of Pharmacy, QU Health (Prof A Awaisi PhD), Qatar University, Doha, Qatar; Kasturba Medical College, Mangalore (D B B MD, R Holla MD), Department of Nephrology (Prof S Nagaraju DM), Manipal TATA Medical College (M Rahman PhD), Department of Community Medicine (C R Rao MD), Manipal Academy of Higher Education, Manipal, India; Department of Nursing (H Babamohamadi PhD), Semnan University of Medical Sciences and Health Services, Semnan, Iran; Gomal Center of Biochemistry and Biotechnology (M Badar PhD), Gomal University, Dera Ismail Khan, Pakistan; Public Health Risk Sciences Division (A Badawi PhD), Public Health Agency of Canada, Toronto, ON, Canada; Department of Nutritional Sciences (A Badawi PhD), Temerty Faculty of Medicine (V Chattu MD), Interdisciplinary Centre for Health and Society (G Fazli PhD), University of Toronto, Toronto, ON, Canada; Department of Forensic Science (A D Badiye PhD), Government Institute of Forensic Science, Nagpur, India; Department of Nursing (N Baghcheghi PhD), Social Determinants of Health Research Center (H Koohestani PhD), Saveh University of Medical Sciences, Saveh, Iran; Research School of Population Health (N Bagheri PhD, Prof N Cherbuin PhD), Australian National University, Canberra, ACT, Australia; Department of Parasitology (S Bahadory PhD), Tarbiat Modares University, Tehran, Iran; Department of Parasitology (S Bahadory PhD), Non-communicable Diseases Research Center (P Mardi MD, L Sabzmakan PhD), Alborz University of Medical Sciences, Karaj, Iran; School of Public Affairs (R Bai MD), Nanjing University of Science and Technology, Nanjing, China; University Institute of Public Health (A A Baig PhD, A A Malik PhD, S Nargus PhD, S Nargus PhD), Department of Oral Biology (A Fahim PhD), The University of Lahore, Lahore, Pakistan; Center of Innovation, Technology and Education (CITE) (Prof O C Baltatu PhD, Prof L A Campos PhD), Anhembi Morumbi University, Sao Jose dos Campos, Brazil; Ageing Clinical & Experimental Research (ACER) Team (Prof H Baradaran PhD), Institute of Applied Health Sciences (A F Fagbamigbe PhD, S Gaihre PhD), University of Aberdeen, Aberdeen, UK; Department of Medical and Surgical Sciences and Advanced Technologies "GF Ingrassia" (M Barchitta PhD), Department of General Surgery and Surgical-Medical Specialties (Prof G Isola PhD), Department GF Ingrassia (A Maugeri PhD), University of Catania, Catania, Italy; Department of Molecular Microbiology and Bacteriology (M Bardhan MD), National Institute of Cholera and Enteric Diseases, Kolkata, India; Department of Molecular Microbiology (M Bardhan MD), Indian Council of Medical Research, New Delhi, India (Prof L Dandona MD); Department of Translational Medicine (N C Barengo PhD), Florida International University (Prof R Chowdhury PhD), Department of Epidemiology (R Jebai MPH), Florida International University, Miami, FL, USA; Heidelberg Institute of Global Health (HIGH) (Prof T W Bärnighausen MD, S Chen DSc, B Moazan MSc), Heidelberg University, Heidelberg, Germany; Programs, Partnerships, Research and Education (M T U Barone PhD), International Diabetes Federation, São Paulo, Brazil; International Diabetes Federation, Brussels, Belgium (M T U Barone PhD); Department of Translational Medicine (F Barone-Adesi PhD), University of Eastern Piedmont, Novara, Italy; Department of Public & Environmental Health (A Barrow MPH), University of The Gambia, Brikama, The Gambia; Epidemiology and Disease Control Unit (A Barrow MPH), Ministry of Health, Kotu, The Gambia; Department of Physiology and Pharmacology (H Bashiri PhD), Neuroscience Research Center (H Bashiri PhD), Department of Immunology (Prof A Jafarzadeh PhD), Department of Biostatistics and Epidemiology (M Mahmoudimanesh PhD), Kerman University of Medical Sciences, Kerman, Iran; Department of Veterinary Physiology and Biochemistry (A Basiru PhD), University of Ilorin, Ilorin, Nigeria; Indian Institute of Public Health, Gurgaon, India (S Basu MD); Department of Medical Education (K Batra PhD), University of Nevada, Las Vegas, Las Vegas, NV, USA; Department of Public Health Nutrition (M T Bayih MSc), School of Health Science (A Y Berhie MSc), Adult Health Nursing (D Endeshaw MSc), Department of Health Informatics (H A Guadie MPH), Department of Medical Physiology (B G Kibret MSc), Department of Nursing (W A Temesgen PhD), Department of Epidemiology and Biostatistics (G T Wassie MPH), Bahir Dar University, Bahir Dar, Ethiopia; Department of Surgery (N S Bayileye MD), Jimma University, jimma, Ethiopia; Endocrinology and Metabolism Research Institute (H Farrokhpour MD), Department of Epidemiology (S Rashedi MD, H Soleimani MD), Department of International Studies (P Shobeiri MD), Non-Communicable Diseases Research Center (NCDRC), Tehran, Iran (A Behnoush BS, A Khalaji BS); Department of Medical Anatomy (A B Bekele MSc), Department of Midwifery (F W Demisse MSc, H L Esayas MSc), Arba Minch University, Arba Minch, Ethiopia; Department of Medical Laboratory Science (M A Belete MSc), Department of Environmental Health (M Gebrehiwot DSc), Department of Public Health Nutrition (B Wagaye MPH), Wollo University, Dessie, Ethiopia; Department of Oral Pathology and Microbiology (U I Belgaumi MD), Krishna Institute of Medical Sciences Deemed To Be University, Karad, India; Biological Sciences Department (L Belo PhD), Research Unit on Applied Molecular Biosciences (UCIBIO) (L Belo PhD, M Carvalho PhD), Institute for Research and Innovation in Health (Prof N Cruz-Martins PhD), Associated Laboratory for Green Chemistry (LAQV) (D Ribeiro PhD), University of Porto, Porto, Portugal; Nuffield Department of Population Health (D A Bennett PhD), University of Oxford, Oxford, UK; Department of Internal Medicine (I M Bensenor PhD), University of São Paulo, São Paulo, Brazil; Department of Nutrition and Dietetics (K Berhe MPH), Department of Nursing (K G Gebrekidan PhD), Department of Statistics (N G Zeru MSc), Mekelle University, Mekelle, Ethiopia; Global Health Neurology Lab (S Bhaskar PhD), NSW Brain Clot Bank, Sydney, NSW, Australia; Department of Neurology and Neurophysiology (S Bhaskar PhD), South West Sydney Local Health District and Liverpool Hospital, Sydney, NSW, Australia; Department of General Medicine (A N Bhat MD), Department of Internal Medicine (A Boloor MD), Department of Community Medicine (N Joseph MD), Manipal Academy of Higher Education, Mangalore, India; Human Genetics and Molecular Medicine (J S Bhatti PhD), Central University of Punjab, Bathinda, India; Scientific-Tools.Org, Bergamo, Italy (B Bikbov MD); RADS-GBD and DEEP Unit MoNHSRC

(F Bilal PharmD), Independent Consultant, Islamabad, Pakistan; Data Evaluation and Evidence for Policy (DEEP Unit) (F Bilal PharmD), Ministry of Health, Islamabad, Pakistan; Department of Health Behaviour, Environment and Social Medicine (B Bintoro MD), Center of Health and Behavior and Promotion (B Bintoro MD), Universitas Gadjah Mada (Gadjah Mada University), Sleman, Indonesia; Department of Biostatistics and Epidemiology (Prof S Bitaraf PhD), Nursing Care Research Center in Chronic Diseases (K Zarea PhD), Ahvaz Jundishapur University of Medical Sciences, Ahvaz, Iran; Faculty of Health Sciences (V R Bitra PhD), Department of Internal Medicine (J C Mwitwa MD, G M Rweggera MD), University of Botswana, Gaborone, Botswana; Institute of Social Medicine (Prof V Bjegovic-Mikanovic PhD), Centre School of Public Health and Management (Prof V Bjegovic-Mikanovic PhD), Faculty of Medicine (I M Ilic PhD, Prof M M Santric-Milicevic PhD), School of Public Health and Health Management (Prof M M Santric-Milicevic PhD), University of Belgrade, Belgrade, Serbia; School of Business Administration (Prof V Bodolica PhD), American University of Sharjah, Sharjah, United Arab Emirates; School of Population and Public Health (Prof M Brauer DSc, I O Iyamu MD, D P Rasali PhD), University of British Columbia, Vancouver, BC, Canada; Centro Regional Universitario Noreste (J Brazo-Sayavera PhD), University of the Republic of Uruguay, Rivera, Uruguay; Division of Clinical Epidemiology and Aging Research (Prof H Brenner MD), German Cancer Research Center, Heidelberg, Germany; Al Shifa School of Public Health (Z A Butt PhD), Al Shifa Trust Eye Hospital, Rawalpindi, Pakistan; Department of Clinical Pharmacy (Prof D Calina PhD), University of Medicine and Pharmacy of Craiova, Craiova, Romania; College of Health Sciences (Prof L A Campos PhD), Abu Dhabi University, Abu Dhabi, United Arab Emirates; Centre for Population Health Sciences (J Car PhD), Nanyang Technological University, Singapore, Singapore; Faculty of Health Sciences (M Carvalho PhD), University Fernando Pessoa, Porto, Portugal; Colombian National Health Observatory (C A Castañeda-Orjuela MD), National Institute of Health, Bogota, Colombia; Epidemiology and Public Health Evaluation Group (C A Castañeda-Orjuela MD), National University of Colombia, Bogota, Colombia; National School of Public Health (F Catalá-López PhD, A Padron-Monedero PhD), Institute of Health Carlos III, Madrid, Spain; Clinical Epidemiology Program (F Catalá-López PhD), Ottawa Hospital Research Institute, Ottawa, ON, Canada; Mary MacKillop Institute for Health Research (Prof E Cerin PhD), Australian Catholic University, Melbourne, VIC, Australia; School of Public Health (Prof E Cerin PhD), University of Hong Kong, Hong Kong, China; ICMR School of Public Health (J Chadwick MD), National Institute of Epidemiology, Chennai, India; Department of Anesthesiology and Perioperative Medicine (E K Chandrasekar MD), School of Medicine (Prof S Xu PhD), University of Rochester, Rochester, NY, USA; Department of Pharmacology (J Charan MD, S Singh DM, S B Varthya MD), Department of Anaesthesiology and Critical Care (N Kothari PhD), All India Institute of Medical Sciences, Jodhpur, India; Saveetha Dental College and Hospitals (V Chattu MD, K Rengasamy PhD), Saveetha Medical College and Hospitals (S R Pandi-Perumal MSc), Saveetha University, Chennai, India; Department of Biostatistics and Epidemiology (K Chauhan MPhil, S Dey MPhil), Department of Development Studies (H Sahoo PhD), International Institute for Population Sciences, Mumbai, India; Department of Medicine (H A Cheema MB), Department of Community Medicine and Public Health (H A Cheema MB), King Edward Medical University, Lahore, Pakistan; Department of Pharmacology (Prof S Chidambaram PhD), Centre for Experimental Pharmacology & Toxicology (Prof S Chidambaram PhD), JSS Academy of Higher Education & Research, Mysuru, India; Department of Clinical Oncology (W C S Cho PhD), Queen Elizabeth Hospital, Hong Kong, China; Department of Community Medicine (Prof S G Choudhari MD, Prof A M Gaidhane MD), Datta Meghe Institute of Medical Sciences, Wardha, India; Department of Epidemiology (Prof R Chowdhury PhD), University of Bern, Bern, Switzerland; School of Public Health (E K Chowdhury PhD), Curtin University, Perth, WA, Australia; Center for Biomedicine and Community Health (D Chu PhD), VNU-International School, Hanoi, Viet Nam; Department of Paediatric Surgery (I S Chukwu BMedSc), Federal Medical Centre, Umuahia, Nigeria; Department of Health Informatics (S Chung PhD), Department of Behavioural Science and Health (S Hossain MS), Department of Epidemiology and Public Health (Prof M Kivimäki PhD), Institute for Global Health (K R van Daalen MPhil), Department of Infection (Prof A Zumla PhD), University College London, London, UK; Health Data Research UK, London, UK (S Chung PhD); Department of Family Medicine and Public Health (Prof M H Criqui MD), University of California San Diego, La Jolla, CA, USA; Therapeutic and Diagnostic Technologies Department (Prof N Cruz-Martins PhD), Cooperativa de Ensino Superior Politécnico e Universitário (Polytechnic and University Higher Education Cooperative), Gandra, Portugal; Anatomy Department (S Cuschieri PhD), University of Malta, Msida, Malta; Epidemiology & Biostatistics, College of Public Health (B Dabo MSPH), Department of Medical Engineering (D H Nguyen BS), University of South Florida, Tampa, FL, USA; Department of Medical Microbiology and Parasitology (B Dabo MSPH), Bayero University, Kano, Nigeria; Section Global Health and Rehabilitation (O Dadrás DrPH), Western Norway University of Applied Sciences, Bergen, Norway; Department of Global Public Health and Primary Care (O Dadrás DrPH), University of Bergen, Bergen, Norway; Faculty of Medicine (Prof A A M Damasceno PhD), Eduardo Mondlane University, Maputo, Mozambique; Indian Institute of Public Health (Prof S Zodpey PhD), Public Health Foundation of India, Gurugram, India (Prof R Dandona PhD, Prof L Dandona MD, A Pandey PhD); Department of Biochemistry (S Das MD), Ministry of Health and Welfare, New Delhi, India; Ophthalmology Department (A Dascalu PhD), Emergency University Hospital Bucharest, Bucuresti, Romania; Department of Population and Development (C A Dávila-Cervantes PhD), Latin American Faculty of Social Sciences Mexico, Mexico City, Mexico; Department of Public Health (G Debele MPH), Mattu University, Mattu, Ethiopia; Department of Medical Ethics (K Delpasand PhD), School of Pharmacy (K Delpasand PhD), Gastrointestinal and Liver Diseases Research Center (S Hassanipour PhD, F Joukar PhD), Caspian Digestive Disease Research Center (S Hassanipour PhD, F Joukar PhD), Department of Medical-Surgical Nursing (S Karkhah MSc), Guilan University of Medical Sciences, Rasht, Iran; Epidemiology Branch, National Institute of Environmental Health Sciences (X Deng PhD), National Institute of Health, Durham, NC, USA; Department of Surgery (S V Deo MD), Department of Quantitative Health Science (X Liu PhD), Department of Neonatology (I Qattea MD), Department of Nutrition and Preventive Medicine (Prof J Sanabria MD), Case Western Reserve University, Cleveland, OH, USA; Institute of Health and Wellbeing (S V Deo MD), BHF Glasgow Cardiovascular Research Centre (F E Petermann-Rocha PhD), University of Glasgow, Glasgow, UK; University of Sarajevo, Bosnia and Herzegovina (E Dervišević PhD), Italian National Institute of Statistics (ISTAT), Sarajevo, Bosnia and Herzegovina; Department of Forensic Medicine (E Dervišević PhD), Universiti Kebangsaan Malaysia Medical Centre, Sarajevo, Bosnia and Herzegovina; Graduate Medical Education (H D Desai MD), Gujarat Adani Institute of Medical Sciences, Bhuj, India; Department of Public Health (F Desta MPH), Mada Walabu University, Goba, Ethiopia; Department of Pharmacy (S Dewan PhD), University of Asia Pacific, Dhaka, Bangladesh; Pharmacology Department (S Dewan PhD), Center for Life Sciences Research Bangladesh, Dhaka, Bangladesh; Division of Pathology (K Dhama PhD), ICAR-Indian Veterinary Research Institute, Bareilly, India; Health Research Section (M Dhimal PhD), Research Department (A Pandey MPH), Research Section (U Paudel PhD), Nepal Health Research Council, Kathmandu, Nepal; Faculty of Veterinary Medicine and Zootechnics (Prof D Diaz PhD), Autonomous University of Sinaloa, Culiacán Rosales, Mexico; Department of Experimental and Clinical Medicine (M Dinu PhD), University of Florence, Florence, Italy; Department of Research and Technology Center (S Djalalinia PhD), Ministry of Health and Medical Education, Tehran, Iran; Institute for Global Health Innovations (L P Doan MSc), Faculty of Medicine (L P Doan MSc, H T H Nguyen MD), Institute of Research and Development (Prof M Hosseinzadeh PhD), Institute for Research and Training in Medicine, Biology and Pharmacy (H T H Nguyen MD), Duy Tan University, Da Nang, Viet Nam; Houston Science Center (D Dongarwar MS), University of Texas, Houston, TX, USA; Epidemiology and Data Analysis Laboratory

(Prof F dos Santos Figueiredo PhD), University Center FMABC, Santo André, Brazil; Postgraduate Program in Epidemiology (Prof B B Duncan MD, Prof M I Schmidt MD), Federal University of Rio Grande do Sul, Porto Alegre, Brazil; Department of Pharmacology (S Dutta MD), Department of Forensic Medicine and Toxicology (U Parekh MD), All India Institute of Medical Sciences, Rajkot, India; Department of Conservative Dentistry with Endodontics (A M Dziedzic DSc), Medical University of Silesia, Katowice, Poland; School of Health Sciences (H A Edinur PhD), Universiti Sains Malaysia (University of Science Malaysia), Kubang Kerian, Malaysia; Department of Biological Sciences (T C Ekundayo PhD), University of Medical Sciences, Ondo, Ondo, Nigeria; Division of Cardiology (I Y Elgendy MD, D H Nguyen PhD), Department of Radiology (A Haj-Mirzaian MD), Massachusetts General Hospital, Boston, MA, USA; Faculty of Medicine (M Elhadi MD), University of Tripoli, Tripoli, Libya; Egypt Center for Research and Regenerative Medicine (ECRRM), Cairo, Egypt (M A Elmonem PhD); Department of Internal Medicine (F Etiae MD), Yale University, New Haven, CT, USA; Division of Non-Communicable Diseases (I Fadhil PhD), Ministry of Public Health and Population, Dubai, United Arab Emirates; Zoonotic Disease Research Center (S Falahi PhD), Ilam University of Medical Sciences, Ilam, Iran; MAP Centre for Urban Health Solutions (G Fazli PhD), St. Michael's Hospital, Toronto, ON, Canada; National Institute of Environmental Health (X Feng PhD), Chinese Center for Disease Control and Prevention, Beijing, China; School of Nursing (T Y Ferede MSc), Hawassa University, Hawassa, Ethiopia; Institute of Public Health (F Fischer PhD), Charité Universitätsmedizin Berlin (Charité Medical University Berlin), Berlin, Germany; Center for Research in Indigenous Health (D Flood MD), Maya Health Alliance, Tecpán, Guatemala; Department of Internal Medicine (D Flood MD), University of Michigan, Ann Arbor, MI, USA; Biomaterials and Medicinal Chemistry Research Centre (M Foroutan Koudehi PhD), Trauma Research Center (Z Jamalpoor PhD), Department of Community Health (M Shabany PhD), Aja University of Medical Sciences, Tehran, Iran; Department of Medicine (A Gaipov PhD), Nazarbayev University School of Medicine, Nur-Sultan, Kazakhstan; Food Technology Department (Y Galali ResM), Salahaddin University-Erbil, Erbil, Iraq; Department of Nutrition and Dietetics (Y Galali ResM), Cihan University-Erbil, Erbil, Iraq; School of Global Health (B Ganesan PhD), Institute of Health & Management, Melbourne, VIC, Australia; Department of Occupational Therapy (B Ganesan PhD), Mahatma Gandhi Occupational Therapy College, Jaipur, India; Faculty of Business and Management (M Garcia-Gordillo PhD), Universidad Autónoma de Chile (Autonomous University of Chile), Talca, Chile; Department of Pharmacology (Prof R K Gautam PhD), Indore Institute of Pharmacy, Indore, India; Discipline of Population Health (T G Gebremeskel MPH), Health Economics Unit (B Kaambwa PhD), College of Medicine and Public Health (B Kaambwa PhD), Flinders University, Adelaide, SA, Australia; Department of Reproductive Health (T G Gebremeskel MPH), Department of Nursing (T G Haile MSc, A N Iyasu MSc, G M Tsegay MSc), Department of Adult Health Nursing (A H Weldemariam MSc), Aksum University, Aksum, Ethiopia; Department of Public Health (L Getacher MPH), Debre Berhan University, Debre Berhan, Ethiopia; Health Systems and Policy Research (M Golechha PhD), Indian Institute of Public Health, Gandhinagar, India; Department of Genetics (P Goleij MSc), Sana Institute of Higher Education, Sari, Iran; Department of Biomedical and Neuromotor Sciences (D Golinelli MD, J Lenzi PhD, F Sanmarchi MD), University of Bologna, Bologna, Italy; Hudson College of Public Health (S V Gopalani MPH), University of Oklahoma Health Sciences Center, Oklahoma City, OK, USA; Department of Health and Social Affairs (S V Gopalani MPH), Government of the Federated States of Micronesia, Palikir, Federated States of Micronesia; Department of Epidemiology and Biostatistics (S Guan MD), Anhui Medica University, Hefei, China; Faculty of Nursing (Prof R A Guimarães PhD), Federal University of Goiás, Goiânia, Brazil; College of Medicine and Health Science (R A Guled PhD), Jigjiga University, Jigjiga, Ethiopia; Department of Preventive Cardiology (Prof R Gupta MD), Eternal Heart Care Centre & Research Institute, Jaipur, India; Department of Medicine (Prof R Gupta MD), Mahatma Gandhi University Medical Sciences, Jaipur, India; Department of Medicine (K Gupta MD), Henry Ford Health System, Detroit, MI, USA; School of Medicine (V Gupta PhD), Deakin University, Geelong, VIC, Australia; Faculty of Medicine Health and Human Sciences (Prof V K Gupta PhD), Macquarie Medical School (Y You PhD), Macquarie University, Sydney, NSW, Australia; Department of Public Health (B Gyawali MPH), University of Copenhagen, Copenhagen, Denmark; Department of Pharmacology and Toxicology (R Haddadi PhD), Hamadan University of Medical Sciences, Hamadan, Iran; Department of Clinical Pharmacology and Medicine (Prof N R Hadi PhD), University of Kufa, Najaf, Iraq; School of Health and Environmental Studies (Prof S Hamidi DrPH), Hamdan Bin Mohammed Smart University, Dubai, United Arab Emirates; Medical School (Prof G J Hankey MD), Dohney Hypertension Centre (Prof M P Schlaich MD), University of Western Australia, Perth, WA, Australia; Perron Institute for Neurological and Translational Science, Perth, WA, Australia (Prof G J Hankey MD); Department of Biochemistry and Molecular Biology (Prof M Hannan PhD), Bangladesh Agricultural University, Mymensingh, Bangladesh; Department of Anatomy (Prof M Hannan PhD), Dongguk University, Gyeongju, South Korea; Research & Scientific Studies Unit (S Haque PhD), Epidemiology Department (M Khan MD), Department of Health Education and Promotion (M Shanawaz MD), Jazan University, Jazan, Saudi Arabia; Faculty of Medicine (N I Harlianto BSc), Utrecht University, Utrecht, Netherlands; Department of Radiology (N I Harlianto BSc), University Medical Center Utrecht, Utrecht, Netherlands; Department of Public Health (S Hasan PhD), German University Bangladesh, Dhaka, Bangladesh; Daffodil International University, Dhaka, Bangladesh (S Hasan PhD); Department of Pharmacy (S Hasan PhD), University of Huddersfield, Huddersfield, UK; School of Biomedical Sciences and Pharmacy (S Hasan PhD), University of Newcastle, Newcastle, NSW, Australia; Department of Ophthalmology (H Hasani MD), Iran University of Medical Sciences, Karaj, Iran; National Data Management Center for Health (NDMC) (M Hassen BSc, A Misganaw PhD), Knowledge Translation Directorate (S M Legesse PhD), Water, Sanitation and Hygiene Unit (B Wagaye MPH), Ethiopian Public Health Institute, Addis Ababa, Ethiopia; Department of Diagnostic and Interventional Radiology and Neuroradiology (J Haubold MD), Institute of Artificial Intelligence in Medicine (J Haubold MD), University Hospital Essen, Essen, Germany; Institute of Pharmaceutical Sciences (K Hayat MS), University of Veterinary and Animal Sciences, Lahore, Pakistan; Department of Pharmacy Administration and Clinical Pharmacy (K Hayat MS), Xian Jiaotong University, Xian, China; Independent Consultant, Santa Clara, CA, USA (G Heidari MD); Maternal Fetal Medicine Research Center (K Hessami MD), Research Consultation Center (RCC) (E Sadeghi PhD), Non-communicable Disease Research Center (S G Sepanlou MD), School of Public Health (T Shafaghath PhD), Shiraz University of Medical Sciences, Shiraz, Iran; Division for Health Service Promotion (Y Hiraike PhD), University of Tokyo, Tokyo, Japan; Department of Public Health and Informatics (S Hossain MS, M S Hossain PhD), Jahangirnagar University, Dhaka, Bangladesh; Department of Computer Science (Prof M Hosseinzadeh PhD), University of Human Development, Sulaymaniyah, Iraq; Jockey Club School of Public Health and Primary Care (J Huang MD, C Zhong MD), The Chinese University of Hong Kong, Hong Kong, China; Translational Health Research Institute (M Huda PhD), Western Sydney University, Sydney, NSW, Australia; Research Division (M Huda PhD), ARCED Foundation, Dhaka, Bangladesh; Czech National Centre for Evidence-Based Healthcare and Knowledge Translation (S Hussain PhD), Institute of Biostatistics and Analyses (S Hussain PhD), Masaryk University, Brno, Czech Republic; School of Biotechnology (H Huynh BS), Tan Tao University, Long An, Viet Nam; Department of Occupational Safety and Health (Prof B Hwang PhD), China Medical University, Taichung, Taiwan (province of China); Department of Occupational Therapy (Prof B Hwang PhD), Asia University, Taiwan, Taichung, Taiwan (province of China); International Center for Nutrition and Information (N Ikeda PhD), National Institutes of Biomedical Innovation, Health and Nutrition, Tokyo, Japan; Department of Epidemiology (Prof M D Ilic PhD), University of Kragujevac, Kragujevac, Serbia; Department of Health Research (L R Inbaraj MD), ICMR National Institute for Research in Tuberculosis, Chennai, India; Maternal and Child Health Division (A Iqbal MPH, M Siraj MSc, S Zaman MSc),

Health Systems and Population Studies Division (K Saif-Ur-Rahman MPH), International Centre for Diarrhoeal Disease Research, Bangladesh, Dhaka, Bangladesh; Institute for Physical Activity and Nutrition (S Islam PhD), Deakin University, Burwood, VIC, Australia; Department of Clinical Pharmacy & Pharmacy Practice (Prof N Ismail PhD), Asian Institute of Medicine, Science and Technology, Kedah, Malaysia; Malaysian Academy of Pharmacy, Puchong, Malaysia (Prof N Ismail PhD); Public Health Department of Social Medicine (Prof H Iso MD), Osaka University, Suita, Japan; Department of Health Management (R Itumalla PhD), Department of Biochemistry (Prof M Kuddus PhD), College of Public Health & Health Informatics (R Kumar PhD), University of Hail, Hail, Saudi Arabia; Department of Health Services Research (M Iwagami PhD), University of Tsukuba, Tsukuba, Japan; Department of Non-Communicable Disease Epidemiology (M Iwagami PhD), Medical Statistics Department (S Shivalli MD), London School of Hygiene & Tropical Medicine, London, UK; School of Health Systems and Public Health (C C D Iwu MPH), University of Pretoria, Pretoria, South Africa; Knowledge Translation Program (I O Iyamu MD), Centre for Health Evaluation and Outcome Sciences, Vancouver, BC, Canada; Research and Development Unit (L Jacob MD), Biomedical Research Networking Center for Mental Health Network (CiberSAM), Sant Boi de Llobregat, Spain; Faculty of Medicine (L Jacob MD), University of Versailles Saint-Quentin-en-Yvelines, Montigny-le Bretonneux, France; Department of Immunology (Prof A Jafarzadeh PhD), Department of Epidemiology and Biostatistics (Prof M Rezaeian PhD), Rafsanjan University of Medical Sciences, Rafsanjan, Iran (H Rezaeideh PhD); College of Medicine and Medical Sciences (H Jahrami PhD), Arabian Gulf University, Manama, Bahrain; Ministry of Health (H Jahrami PhD), Ministry of Health, Manama, Bahrain; Non-Communicable Disease Department (R Jain MD), National Health Mission, Lucknow, India; Department of Medicine (R Jain MD), Mahavir Sikshan Sansthan, Kanpur, India; Department of Global Health (C Jaja PhD, P D Katoto PhD), Department of Epidemiology (J J L Tamuzi MSc), Stellenbosch University, Cape Town, South Africa; Division of Pulmonary Medicine (E Jamshidi PharmD), Lausanne University Hospital (CHUV), Lausanne, Switzerland; Central Research Wing and Faculty of Physiotherapy (Prof B Janakiraman MSc), Meenakshi Academy of Higher Education and Research (MAHER), Chennai, India; Department of Public Health (Prof K Jayanna MD), M S Ramaiah University of Applied Sciences, Bangalore, India; Community Health Sciences Department (Prof K Jayanna MD), University of Manitoba, Winnipeg, MB, Canada; Centre of Studies and Research (S Jayapal PhD), Ministry of Health, Muscat, Oman; Department of Biochemistry (Prof S Jayaram MD), Government Medical College, Mysuru, India; Department of Physiology (R Jayawardena PhD), University of Colombo, Colombo, Sri Lanka; School of Exercise and Nutrition Sciences (R Jayawardena PhD), Queensland University of Technology, Brisbane, QLD, Australia; Department of Public Health (W Jeong PhD), Yonsei University, Seoul, South Korea; Department of Global Health, School of Public Health (Y Jin PhD), China Centre for Health Development Studies (Z Wang MSc), Institute of Child and Adolescent Health (Z Zou MD), Peking University, Beijing, China; Zoonoses Research Center, Research Center for Social Determinants of Health, Department of Clinical Sciences (M Jokar DVM), Islamic Azad University, Karaj, Iran; Department of Clinical Sciences (M Jokar DVM), Department of Biochemistry (A Roustazadeh PhD), Jahrom University of Medical Sciences, Jahrom, Iran; Institute of Molecular and Clinical Ophthalmology Basel, Basel, Switzerland (Prof J B Jonas MD); Department of Ophthalmology (Prof J B Jonas MD), Heidelberg University, Mannheim, Germany; Department of Gastroenterology and Hepatology (A Joseph MD), Center for Health Policy & Center for Primary Care and Outcomes Research (Prof J A Salomon PhD), Stanford University, Stanford, CA, USA; Department of Economics (C E Joshua BSc), National Open University, Benin City, Nigeria; Department of Family Medicine and Public Health (J J Jozwiak PhD), University of Opole, Opole, Poland; School of Public Health (R H Kabthymmer MSc), Department of Pediatrics and Child Health Nursing (M M Sibhat MSc), Dilla University, Dilla, Ethiopia; Department of Oral and Maxillofacial Pathology (V Kadeshetti MDS), Krishna institute of Medical Sciences Deemed to be University, Karad, India;

Institute for Prevention of Non-communicable Diseases (R Kalhor PhD), Health Services Management Department (R Kalhor PhD), Department of Food Hygiene and Safety (Prof R Mahmoudi PhD), Qazvin University of Medical Sciences, Qazvin, Iran; Sydney Eye Hospital (H Kandel PhD), South Eastern Sydney Local Health District, Sydney, NSW, Australia; UF Health Cancer Center (S D Karanth PhD), University of Florida, Gainesville, FL, USA; School of Health Professions and Human Services (I M Karaye MD), Hofstra University, Hempstead, NY, USA; Centre for Tropical Diseases and Global Health (P D Katoto PhD), Catholic University of Bukavu, Bukavu, Democratic Republic of the Congo; Department of ENT (N Kaur MS), Dr. B. R. Ambedkar State Institute of Medical Sciences (AIMS), Mohali, India; Department of Epidemiology and Biostatistics (S A Kebede MPH), University of Gondar, Gondar, Faroe Islands; Department of Public Health (Prof Y S Khader PhD), Jordan University of Science and Technology, Irbid, Jordan; Amity Institute of Forensic Sciences (H Khajuria PhD, B P Nayak PhD), Amity Institute of Public Health (M Shannawaz PhD), Amity University, Noida, India; Primary Care Department (M A Khan MSc), NHS North West London, London, UK; Natural and Medical Sciences Research Center (A Khan PhD), University of Nizwa, Oman, Nizwa, Oman; Warwick Medical School (S Khanal PhD), University of Warwick, Coventry, UK; Department of Basic Medical Sciences (M M Khatatbeh PhD), Yarmouk University, Irbid, Jordan; National Hepatology and Tropical Medicine Research Institute (A M Khater MD), Cairo University, Cairo, Egypt; School of Medicine (S Khateri MD), Kurdistan University of Medical Sciences, Sanandaj, Iran; Department of Epidemiology and Biostatistics (F Khorashadizadeh PhD), Neyshabur University of Medical Sciences, Neyshabur, Iran; Department of Public Health (Prof J Khubchandani PhD), New Mexico State University, Las Cruces, NM, USA; Cardiovascular Disease Initiative (M Kim MD), Broad Institute of MIT and Harvard, Cambridge, MA, USA; Department of Nutrition (R W Kimokoti MD), Simmons University, Boston, MA, USA; School of Health Sciences (Prof A Kisa PhD), Kristiania University College, Oslo, Norway; Department of International Health and Sustainable Development (Prof A Kisa PhD), Department of Medicine (M F Qadir PhD), Tulane University, New Orleans, LA, USA; Department of Public Health (Prof M Kivimäki PhD), Prof T Lallukka PhD), University of Helsinki, Helsinki, Finland; Department of Physiology (S Komaki MD), Hamedan University of Medical Sciences, Hamedan, Iran; Department of General Practice – Family Medicine (Prof O Korzh DSc), Kharkiv National Medical University, Kharkiv, Ukraine; Department of Epidemiology (Prof K Kostev PhD), IQVIA, Frankfurt, Germany; Department of Gynecology (Prof K Kostev PhD), Philipps-Universität Marburg, Marburg, Germany; Biomedical Research Networking Center for Mental Health Network (CIBERSAM) (A Koyanagi MD), San Juan de Dios Sanitary Park, Sant Boi de Llobregat, Spain; Catalan Institution for Research and Advanced Studies (ICREA), Barcelona, Spain (A Koyanagi MD); Department of Anthropology (Prof K Krishan PhD), Panjab University, Chandigarh, India; Department of Community Medicine (Y Krishnamoorthy MD), Employees' State Insurance Model Hospital, Chennai, India; Department of Demography (Prof B Kuate Defo PhD), Department of Social and Preventive Medicine (Prof B Kuate Defo PhD), University of Montreal, Montreal, QC, Canada; Department of Mathematics (M Kuddus PhD), Department of Population Science and Human Resource Development (M Rahman DrPH, Prof M Rahman PhD), University of Rajshahi, Rajshahi, Bangladesh; Amity Institute of Biotechnology (H Kumar PhD), E Upadhyay PhD), Amity University Rajasthan, Jaipur, India; Global Health Institute (S Kundu MPH), North South University, Dhaka, Bangladesh; Department of Nutrition and Food Science (S Kundu MPH), Patuakhali Science and Technology University, Patuakhali, Bangladesh; Faculty of Medicine and Health Science (M Kurniasari PhD), Universitas Kristen Satya Wacana, Salatiga, Indonesia; Nursing School (M Kurniasari PhD), Department of Global Health and Health Security (K Latief MEpid), College of Medicine (L Minh MD), Research Center for Artificial Intelligence in Medicine (L Minh MD), Graduate Institute of Biomedical Informatics (D N A Ningrum MPH), College of Nursing (Y A Rias MNS), Department of Clinical Pharmacy (M A Sarasmata PharmD), Taipei Medical University, Taipei, Taiwan (province of China); Department of

Nephrology (A Kuttikkattu MD), Pushpagiri Institute of Medical Sciences and Research Centre, Thiruvalla, India; Department of Clinical Sciences and Community Health (Prof C La Vecchia MD), University of Milan, Milan, Italy; Department of Medical Sciences (Prof A O Larsson PhD, Prof J Sundström PhD), Uppsala University, Uppsala, Sweden; Department of Clinical Chemistry and Pharmacology (Prof A O Larsson PhD), Uppsala University Hospital, Uppsala, Sweden; Centre for Family Welfare (K Latief MEpid), Faculty of Public Health (Prof I Trihandini PhD), University of Indonesia, Depok, Indonesia; Clinical Pharmacy and Pharmacy Management (B K Lawal PhD), Kaduna State University, Kaduna, Nigeria; Internal Medicine Department (T T B Le MD), Department of General Medicine (V T Nguyen MD), Faculty of Medicine (D C Vo MD), University of Medicine and Pharmacy at Ho Chi Minh City, Ho Chi Minh City, Viet Nam (T T B Le MD); Cardiovascular Department (T T B Le MD), Methodist Hospital, Merrillville, IN, USA; School of Pharmacy (S W H Lee PhD), Taylor's University Lakeside Campus, Subang Jaya, Malaysia; Department of Medical Humanities and Social Medicine (M Lee PhD), Ajou University School of Medicine, Suwon, South Korea; Medial Research Collaborating Center (M Lee PhD), Ajou University Medical Center, Suwon, South Korea; Department of Health Sciences (P H Lee PhD, S J Tromans PhD), University of Leicester, Leicester, UK; Pattern Recognition and Machine Learning Lab (Prof S Lee PhD), Gachon University, Seongnam, South Korea; Department of Precision Medicine (Prof S W Lee MD), Sungkyunkwan University, Suwon-si, South Korea; Department of Endocrinology and Metabolism (Y Li PhD), The First Hospital of China Medical University, Shenyang, China; Department of Health Promotion and Health Education (M Li PhD), National Taiwan Normal University, Taipei, Taiwan (province of China); Department of Medicine (L Lim MRCP), University of Malaya, Kuala Lumpur, Malaysia; Department of Medicine and Therapeutics (L Lim MRCP), The Chinese University of Hong Kong, Shatin, China; Lerner Research Institute (X Liu PhD), Cleveland Clinic, Cleveland, OH, USA; Department of Internal Medicine (C Lo MD), Kirk Kerkorian School of Medicine at UNLV, Las Vegas, NV, USA; Interdisciplinary Centre of Marine and Environmental Research (G Lopes PhD), University of Porto, Matosinhos, Portugal; Institute of Nutritional Sciences (Prof S Lorkowski PhD), Friedrich Schiller University Jena, Jena, Germany; Competence Cluster for Nutrition and Cardiovascular Health (nutriCARD), Jena, Germany (Prof S Lorkowski PhD); School of Medicine (Prof G Lucchetti PhD), Federal University of Juiz de Fora, Juiz de Fora, Brazil; Grants, Innovation and Product Development Unit (P W Mahasha PhD), South African Medical Research Council, Cape Town, South Africa; Cellular and Molecular Biology Research Center (Prof S Mahjoub PhD), Department of Clinical Biochemistry (Prof S Mahjoub PhD), Babol University of Medical Sciences, Babol, Iran; Department of Clinical and Hospital Pharmacy (M A Mahmoud PhD), Taibah University, Al-Madinah Al-Munawarrah, Saudi Arabia; Cardiovascular Research Department (A Mai MSc, H Q Nguyen MD), Methodist Hospital, Merrillville, IL, USA; Cyprus International Institute for Environmental and Public Health (K C Makris PhD), Cyprus University of Technology, Limassol, Cyprus; Department of Internal Medicine (K Malhotra MBBS), Dayanand Medical College and Hospital, Ludhiana, India; Material Science Programme (I Malik PhD), Indian Institute of Technology Kanpur, Kanpur, India; Department of Clinical Pharmacy (T Mallhi PhD), Jouf University, Sakaka, Saudi Arabia; Department of Maternal and Child Nursing and Public Health (Prof D C Malta PhD, E J S Prates BS), Federal University of Minas Gerais, Belo Horizonte, Brazil; Institute for Social Science Research (A A Mamun PhD), The University of Queensland, Indooroopilly, QLD, Australia; Substance Abuse Prevention Research Center (B Mansouri PhD), Department of Infectious Disease (Prof S Vaziri MD), Kermanshah University of Medical Sciences, Kermanshah, Iran; Biomedical Engineering Research Center (CREB) (H Marateb PhD), Universitat Politècnica de Catalunya · Barcelona Tech - UPC, Barcelona, Spain; Biomedical Engineering (H Marateb PhD), University of Isfahan, Isfahan, Iran; Faculty of Public Health (S Martini PhD), Health Policy and Administration - Faculty of Public Health (R D Wulandari DrPH), Universitas Airlangga (Airlangga University), Surabaya, Indonesia; Indonesian Public Health Association, Surabaya, Indonesia (S Martini PhD); Department of Nutrition and

Dietetics (M Martorell PhD), University of Concepcion, Concepción, Chile; Centre for Healthy Living (M Martorell PhD), University of Concepción, Concepción, Chile; Department of Public Health (Prof R R Marzo MD), Management and Science University, Shah Alam, Malaysia; Global Public Health, Jeffrey Cheah School of Medicine and Health Sciences (Prof R R Marzo MD), Monash University, Subang Jaya, Malaysia; Department of Public Health and Community Medicine (E Mathews PhD), Central University of Kerala, Kasaragod, India; Department of Medicine (G Mazzaglia PhD), University of Milan Bicocca, Monza, Italy; Department of Nutrition (T Mekonnen MPH), University of Oslo, Oslo, Norway; University Centre Varazdin (T Mestrovic PhD), University North, Varazdin, Croatia; School of Public Health and Community Medicine (J Miao Jonasson PhD), University of Gothenburg, Gothenburg, Sweden; Department of Propedeutics of Internal Diseases & Arterial Hypertension (Prof T Miazgowski MD), Pomeranian Medical University, Szczecin, Poland; Department of Epidemiology (I Michalek PhD), National Cancer Registry (I Michalek PhD), Maria Skłodowska-Curie National Research Institute of Oncology, Warsaw, Poland; Department of Public Health Dentistry (Prof G Mini PhD), Saveetha Dental College and Hospitals (M R Tovani-Palone PhD), Saveetha Institute of Medical and Technical Sciences (SIMATS), Chennai, India; Global Institute of Public Health (Prof G Mini PhD), Ananthapuri Hospitals and Research Institute, Trivandrum, India; CRONICAS Centre of Excellence in Chronic Diseases (Prof J Miranda MD), Department of Medicine (Prof J Miranda MD), Universidad Peruana Cayetano Heredia, Lima, Peru; Internal Medicine Programme (Prof E M Mirrakhimov PhD), Kyrgyz State Medical Academy, Bishkek, Kyrgyzstan; Department of Atherosclerosis and Coronary Heart Disease (Prof E M Mirrakhimov PhD), National Center of Cardiology and Internal Disease, Bishkek, Kyrgyzstan; Social Determinants of Health Center (M Mirza-Aghazadeh-Attari MD), Urmia University of Medical Sciences, Urmia, Iran (R Valizadeh PhD); Department of Public Health (K H Misgina PhD), Aksum University, Axum, Ethiopia; Department of Biomedical Sciences (M Mishra PhD), Mercer University School of Medicine, Macon, GA, USA; Institute of Addiction Research (ISFF) (B Moazen MSc), Frankfurt University of Applied Sciences, Frankfurt, Germany; Molecular Biology Unit (N S Mohamed MSc), Bio-Statistical and Molecular Biology Department (N S Mohamed MSc), Sirius Training and Research Centre, Khartoum, Sudan; Department of Pharmacology (H Mojiri-forushani PhD), Abadan School of Medical Sciences, Abadan, Iran; Clinical Epidemiology and Public Health Research Unit (L Monasta DSc), Burlo Garofolo Institute for Maternal and Child Health, Trieste, Italy; Mater Research Institute (M Moniruzzaman PhD), The University of Queensland, Brisbane, QLD, Australia; Faculty of Medicine and University Hospital Cologne (Prof U Mons PhD), University of Cologne, Cologne, Germany; Faculty of Medicine (A Moodi Ghalibaf MD), Cardiovascular Diseases Research Center (S Riahi PhD), Department of Epidemiology and Biostatistics (A Tiyuri MSc), Birjand University of Medical Sciences, Birjand, Iran; Social Determinants of Health Research Center (Y Moradi PhD), Kurdistan University of Medical Sciences, Kurdistan, Iran; Department of Cardiology and Cardiac Surgery (J Morze PhD), University of Warmia and Mazury, Olsztyn, Poland; Department of Health Policy (Prof E Mossialos PhD), London School of Economics and Political Science, London, UK; Department of Medicine (E Mostafavi PhD), Stanford Cardiovascular Institute (E Mostafavi PhD), Stanford University, Palo Alto, CA, USA; Competence Center of Mortality-Follow-Up of the German National Cohort (R Westerman DSc), Federal Institute for Population Research, Wiesbaden, Germany (Prof U O Mueller MD); Center for Population and Health, Wiesbaden, Germany (Prof U O Mueller MD); Department of Surgery (F Mulita PhD, G Verras MD), General University Hospital of Patras, Patras, Greece; Faculty of Medicine (F Mulita PhD), University of Thessaly, Larissa, Greece; Department of Medicine (A Mulita PhD), Democritus University of Thrace, Alexandroupolis, Greece; Clinical Epidemiology Research Unit (E Murillo-Zamora PhD), Mexican Institute of Social Security, Villa de Alvarez, Mexico; Postgraduate in Medical Sciences (E Murillo-Zamora PhD), Universidad de Colima, Colima, Mexico; School of Medical Sciences (K MUSA PhD), Science University of Malaysia, Kubang Kerian, Malaysia; Department of Pharmacy

(F Nainu PhD), Hasanuddin University, Makassar, Indonesia; Health Workforce Department (T S Nair MD), World Health Organisation, Geneva, Switzerland; College of Health Sciences (H H Najmuldeen PhD), Medical Laboratory Analysis Department, Sulaimaniya, Iraq; Suraj Eye Institute, Nagpur, India (V Nangia MD); Department of Applied Pharmaceutical Sciences and Clinical Pharmacy (A Y Naser PhD), Isra University, Amman, Jordan; Department of Circulation and Medical Imaging (J Nauman PhD), Norwegian University of Science and Technology, Trondheim, Norway; Department of Disease Control and Environmental Health (R Ndejjo MSc), Makerere University, Kampala, Uganda; Department of Medical Laboratory Sciences (H Negash MSc), Adigrat University, Adigrat, Ethiopia; Department of Cardiology (R I Negoi PhD), Cardio-Aid, Bucharest, Romania; Department of Surgery (P T Nguyen MD), Danang Family Hospital, Danang, Viet Nam; International Islamic University Islamabad, Islamabad, Pakistan (R K Niazi PhD); Institute for Mental Health and Policy (Y T Nigatu PhD), Centre for Addiction and Mental Health, Toronto, ON, Canada; Public Health Department (D N A Ningrum MPH), Universitas Negeri Semarang (State University of Semarang), Kota Semarang, Indonesia; Department of Internal Medicine (M A Nizam MD), Ziauddin University, Karachi, Pakistan; Center for Public Health (L A Nyanzi PhD), Teesside University, Middlesbrough, UK; Microbiology and Molecular Genetics (M Noreen PhD), The Women University Multan, Multan, Pakistan; Centre for Heart Rhythm Disorders (J Noubiap MD), School of Public Health (V Podder HSC), University of Adelaide, Adelaide, SA, Australia; Department of Physiology (O J Nzopotam PhD), University of Benin, Edo, Nigeria; Department of Physiology (O J Nzopotam PhD), Benson Idahosa University, Benin City, Nigeria; Center of Excellence in Reproductive Health Innovation (CERHI) (C I Nzopotam MPH), University of Benin, Benin City, Nigeria; Department of Applied Economics and Quantitative Analysis (Prof B Oancea PhD), University of Bucharest, Bucharest, Romania; School of Public Health (N M Odogwu PhD), University of Minnesota, Minneapolis, MN, USA; Department of Community Health and Primary Care (O O Odukoya MSc), University of Lagos, Idi Araba, Nigeria; Department of Family and Preventive Medicine (O O Odukoya MSc), University of Utah, Salt Lake City, UT, USA; Department of Biochemistry (V A Ojha MD), ESIC Medical College and Hospital, Patna, India; Department of Biochemistry (V A Ojha MD), Jagadguru Sri Shivarathreeswara University, Mysuru, India; Department of Food and Nutrition (A P Okeunle PhD), Seoul National University, Seoul, South Korea; School of Pharmacy (O C Okonji MSc), University of the Western Cape, Cape Town, South Africa; Department of Medical Physiology (P G Okwute MSc), Babcock University, Ilisan-Remo, Nigeria; Department of Medical Physiology (P G Okwute MSc), University of Lagos, Lagos, Nigeria; Slum and Rural Health Initiative Research Academy (I I Olufadewa MHS), Slum and Rural Health Initiative, Ibadan, Nigeria; Department of Pharmacology and Therapeutics (Prof O E Onwujekwe PhD), University of Nigeria Nsukka, Enugu, Nigeria; Department of Pharmacotherapy and Pharmaceutical Care (M Ordak PhD), Department of Applied Pharmacy (M Zielińska PharmD), Medical University of Warsaw, Warsaw, Poland; Department of Medicine (Prof A Ortiz MD), Autonomous University of Madrid, Madrid, Spain; Department of Nephrology and Hypertension (Prof A Ortiz MD), The Institute for Health Research Foundation Jiménez Díaz University Hospital, Madrid, Spain; School of Medicine (U L Osuagwu PhD, Prof A M N Renzaho PhD), Translational Health Research Institute (Prof A M N Renzaho PhD), Western Sydney University, Campbelltown, NSW, Australia; Optometry and Vision Science (U L Osuagwu PhD), University of KwaZulu-Natal, KwaZulu-Natal, South Africa; Department of Medicine (Prof M O Owolabi DrM), University College Hospital, Ibadan, Ibadan, Nigeria; Department of Forensic Medicine and Toxicology (J Padubidri MD), Kasturba Medical College, Mangalore, Mangalore, India; Department of Public Health (R Palladino MD), University of Naples Federico II, Naples, Italy; Department of Nutrition - Dietetics (Prof D Panagiotakos PhD), Harokopio University, Athens, Greece; Board of Directors (Prof D Panagiotakos PhD), National Public Health Organization, Athens, Greece; Heidelber, Germany (S Panda-Jonas MD); Research Department (A Pandey MPH), Public Health Research Society Nepal, Kathmandu, Nepal; Division of Research and Development (S R Pandi-Perumal MSc), Lovely Professional University, Phagwara, India; Vision and Eye Research Institute (Prof S Pardhan PhD), Anglia Ruskin University, Cambridge, UK; Department of Health Administration and Policy (T Parekh MSc), George Mason University, Fairfax, VA, USA; Global Health Governance Programme (J Patel), Usher Institute (Prof C R Simpson PhD), College of Medicine and Veterinary Medicine (G Verras MD), University of Edinburgh, Edinburgh, UK; School of Dentistry (J Patel), University of Leeds, Leeds, UK; Department of Epidemiology, Human Genetics and Environmental Sciences (J R Patel PhD), The University of Texas Health Science Center at Houston, Dallas, TX, USA; Department of Epidemiology (J R Patel PhD), University of Arkansas for Medical Sciences, Little Rock, AR, USA; Faculty of Humanities and Social Sciences (U Paudel PhD), Emergency Department (B Rajbhandari MD), Tribhuvan University, Kathmandu, Nepal; Center for Research and Innovation (V F Pepito MSc), Ateneo De Manila University, Pasig City, Philippines; Institute of Collective Health (Prof M Pereira PhD), Federal University of Bahia, Salvador, Brazil; Mario Negri Institute for Pharmacological Research, Bergamo, Italy (N Perico MD, Prof G Remuzzi MD); Department of Biology (Prof S Perna PhD), University of Bahrain, Sakir, Bahrain; Department of Statistics and Econometrics (I Petcu PhD), Bucharest University of Economic Studies, Bucharest, Romania; Faculty of Medicine (F E Petermann-Rocha PhD), Diego Portales University, Santiago, Chile; Medical College (V Podder HSC), Tairunnessa Memorial Medical College and Hospital, Gazipur, Bangladesh; Non-communicable Diseases Research Center (N Pourtaheri PhD), Bam University of Medical Sciences, Bam, Iran; Research and Development Coordination (I Rafique PhD), Health Research Institute, National Institutes of Health, Islamabad, Pakistan; National Institute of Infectious Diseases (M Rahman PhD), Center for Surveillance, Immunization, and Epidemiologic Research, Tokyo, Japan; Center for Evidence-Based Medicine and Clinical Research, Dhaka, Bangladesh (M Rahman PhD); School of Nursing and Healthcare Professions (M Rahman PhD), Federation University Australia, Berwick, VIC, Australia; Department of Public Health (V Rahmanian PhD), Torbat Jam Faculty of Medical Sciences, Torbat Jam, Iran; Department of Nutrition Science (S Rahmawaty PhD), Muhammadiyah University of Surakarta, Surakarta, Indonesia; Department of Cardiology (P Ram MD), Department of Family and Preventive Medicine (T Sathish PhD), Emory University, Atlanta, GA, USA; Leadership Institute for Global Health Transformation (LIGHT) (S Ramazanun PhD), Department of Surgery (K Tan PhD), Saw Swee Hock School of Public Health (S Yi PhD), National University of Singapore, Singapore, Singapore; Department of Epidemiology, Biostatistics and Occupational Health (J Rana MPH), Department of Family Medicine (Z Wang MSc), McGill University, Montreal, QC, Canada; Research and Innovation Division (J Rana MPH), South Asian Institute for Social Transformation (SAIST), Dhaka, Bangladesh; Centre for Clinical Pharmacology (N Rancic PhD), Medical Faculty of the Military Medical Academy, University of Defence in Belgrade, Belgrade, Serbia; Centre for Clinical Pharmacology (N Rancic PhD), Medical College of Georgia at Augusta University, Belgrade, Serbia; Institute of Food Science and Nutrition (M A Ranjha BSc), University of Sargodha, Sargodha, Pakistan; College of Pharmaceutical Sciences (D Rapaka PhD), Andhra University, Visakhapatnam, India; Data Analytic Services (D P Rasali PhD), British Columbia Centre for Disease Control, Vancouver, BC, Canada; University of Social Welfare and Rehabilitation Sciences, Tehran, Iran (V Rashedi PhD); Department of Medicine (A M Rashid MD), Jinnah Sindh Medical University, Karachi, Pakistan; Department of Biomedical Engineering (Z Ratan MSc), Khulna University of Engineering and Technology, Khulna, Bangladesh; Academic Public Health England (Prof S Rawaf MD), Public Health England, London, UK; School of Health, Medical and Applied Sciences (L Rawal PhD), CQ University, Sydney, NSW, Australia; Department Biological Sciences (Prof E M M Redwan PhD), King Abdulaziz University, Jeddah, Egypt; Department of Protein Research (Prof E M M Redwan PhD), Research and Academic Institution, Alexandria, Egypt; Centre for Excellence in Pharmaceutical Sciences (K Renigasamy PhD), North-West University, Potchefstroom, South Africa; Unisabana Center for Translational

Science (L F Reyes PhD), Universidad de La Sabana, Chia, Colombia; Critical Care Department (L F Reyes PhD), Clinica Universidad De La Sabana, Chia, Colombia; Network of Immunity in Infection, Malignancy and Autoimmunity (NIIMA) (Prof N Rezaei PhD), Universal Scientific Education and Research Network (USERN), Tehran, Iran; College of Nursing (Y A Rias MNS), Institut Ilmu Kesehatan Bhakti Wiyata Kediri (Bhakti Wiyata Kediri Institute of Health Sciences), Kediri, Indonesia; Department of Pharmacy (M Riaz PhD), Shaheed Benazir Bhutto University Sheringal Pakistan, Dir Upper, Pakistan; Faculty of Agrarian Sciences and Environment (D Ribeiro PhD), University of the Azores, Angra do Heroísmo, Portugal; Department of Geography and Demography (M Rodrigues PhD), University of Coimbra, Coimbra, Portugal; Department of Pharmacology and Toxicology (Prof J A B Rodriguez PhD), University of Antioquia, Medellin, Colombia; Department of Clinical Research (L Roeber PhD), Federal University of Uberlândia, Uberlândia, Brazil; Center for Indigenous Health Research (P Rohloff MD), Wuqu' Kawoq Maya Health Alliance, Tecpan, Guatemala; Golestan Research Center of Gastroenterology and Hepatology (G Roshandel PhD), Golestan University of Medical Sciences, Gorgan, Iran; Cardiovascular Department (Prof A M A Saad MD), Zagazig University, Zagazig, Egypt; Department of Medical Pharmacology (M M Saber-Ayad MD), Cairo University, Giza, Egypt; Multidisciplinary Laboratory Foundation University School of Health Sciences (FUSH) (Prof U Saeed PhD), Foundation University, Islamabad, Pakistan; International Center of Medical Sciences Research (ICMSR), Islamabad, Pakistan (Prof U Saeed PhD); Faculty of Medicine, Bioscience and Nursing (S Z Safi PhD), MAHSA University, Selangor, Malaysia; Interdisciplinary Research Centre in Biomedical Materials (IRCBM) (S Z Safi PhD), COMSATS Institute of Information Technology, Lahore, Pakistan; Department of Community and Family Medicine (S S Sahoo MD, M Verma MD), Department of Radiodiagnosis (P Singh MD), All India Institute of Medical Sciences, Bathinda, India; Department of Public Health and Health Systems (K Saif-Ur-Rahman MPH, Prof H Yatsuya PhD), Nagoya University, Nagoya, Japan; Department of Statistics (M R Sajid PhD), University of Gujrat, Pakistan, Gujrat, Pakistan; Advanced Therapy Medicinal Products Department (S Salahi MD), Royan Institution, Tehran, Iran; Medical Laboratory (S Salahi BMedSc), Azad University of Medical Sciences, Tehran, Iran; Faculty of Pharmacy (M A Saleh PhD), Rheumatology and Immunology Unit (S Tharwat MD), Mansoura University, Mansoura, Egypt; Department of Surgery (Prof J Sanabria MD), Marshall University, Huntington, WV, USA; Department of Pediatrics (R K Sanjeev MD), Pravara Institute of Medical Sciences, Loni (BK), India; Pharmacy Study Program (M A Sarasmita PharmD), Udayana University, Badung, Indonesia; Faculty of Health & Social Sciences (B Sathian PhD), Bournemouth University, Bournemouth, UK; Department of Public Health Sciences (M Sawhney PhD), University of North Carolina at Charlotte, Charlotte, NC, USA; Hypertension and Kidney Disease Laboratory (Prof M P Schlaich MD), Diabetes and Population Health Laboratory (Prof D J Magliano PhD), Baker Heart and Diabetes Institute, Melbourne, VIC, Australia; Cardiovascular Research Center (A Schuermans BSc), Massachusetts General Hospital, Cambridge, MA, USA; Department of Cardiovascular Sciences (A Schuermans BSc), Katholieke Universiteit Leuven, Leuven, Belgium; Department of Population and Health (A Seidu MPH), University of Cape Coast, Cape Coast, Ghana; Department of Biotechnology (Prof N Senthil Kumar PhD), Mizoram University, Aizawl, India; Department of Medicine and Surgery (Y Sethi MBBS), Government Doon Medical College, Dehradun, India; National Heart, Lung, and Blood Institute (A Seylani BS), National Institute of Health, Rockville, MD, USA; School of Public Health (T Shafaghath PhD), Shahid Sadoughi University of Medical Sciences, Yazd, Iran; Department of Medicine (Cardiology) (N S Shah MD), Northwestern University, Chicago, IL, USA; Biochemistry Department (S Shahid PhD), The University of Lahore, Lahore, Pakistan; Independent Consultant, Karachi, Pakistan (M A Shaikh MD); Department of Clinical Review and Safety (S Sharfaei MD), Baim Institute for Clinical Research, Boston, MA, USA; Department of Nursing (B B Shashamo MSc), Arba Minch University, ArbaMinch, Ethiopia; Finnish Institute of Occupational Health, Helsinki, Finland (R Shiri PhD); Department of Theriogenology and Animal Production (A Shittu MSc), Usmanu Danfodiyo University, Sokoto, Sokoto, Nigeria; Department of Public Health Dentistry (Prof K M Shivakumar PhD), Krishna Vishwa Vidyapeeth (Deemed to be University), Karad, India; Department of Epidemiology (F Shokri PharmD), Leiden University Medical Center, Leiden, Netherlands; School of Public Health (K Shuval PhD), University of Haifa, Haifa, Israel; The Cooper Institute, Dallas, TX, USA (K Shuval PhD); Center of Potential and Innovation of Natural Resources (Prof L M R Silva PhD), Polytechnic Institute of Guarda, Guarda, Portugal; Health Sciences Research Centre (Prof L M R Silva PhD), University of Beira Interior, Covilhã, Portugal; School of Health (Prof C R Simpson PhD), Victoria University of Wellington, Wellington, New Zealand; School of Medicine (Prof J A Singh MD), University of Alabama at Birmingham, Birmingham, AL, USA; Medicine Service (Prof J A Singh MD), US Department of Veterans Affairs (VA), Birmingham, AL, USA; Department of Infectious Diseases and Epidemiology (A A Skryabina MD), Department of Internal Disease (A V Starodubova DSc), Pirogov Russian National Research Medical University, Moscow, Russia; School of Health and Biomedical Science (A Sohag MSc), Royal Melbourne Institute of Technology (RMIT) University, Melbourne, VIC, Australia; Faculty of Public Health (S Solikhah DrPH), Universitas Ahmad Dahlan, Yogyakarta, Indonesia; Department of Medicine (R Somayaji MD, Prof M Tonelli MD), Department of Oncology (L Yang PhD), University of Calgary, Calgary, AB, Canada; Nutrition and Dietetics Department (A V Starodubova DSc), Federal Research Institute of Nutrition, Biotechnology and Food Safety, Moscow, Russia; School of Humanities and Social Sciences (S Sujata MA), Indian Institute of Technology Mandi, Mandi, India; Center for Biotechnology and Microbiology (M Suleman PhD), University of Swat, Mingora, Pakistan; School of Life Sciences (M Suleman PhD), Xiamen University, China, Xiamen, China; School of Medicine (Prof J Sun PhD), Griffith University, Gold Coast, QLD, Australia; Cardiovascular Program (X Xu PhD), The George Institute for Global Health, Sydney, NSW, Australia (Prof J Sundström PhD); Department of Medicine (Prof R Tabarés-Seisdedos PhD), University of Valencia, Valencia, Spain; Carlos III Health Institute (Prof R Tabarés-Seisdedos PhD), Biomedical Research Networking Center for Mental Health Network (CiberSAM), Madrid, Spain (S Tyrovolas PhD); Department of Nutrition Sciences (S Tabatabaeizadeh PhD), Varastegan Institute for Medical Sciences, Mashhad, Iran; Department of Medicine (J J L Tamuzi MSc), Northlands Medical Group, Omuthiya, Namibia; Department of Economics (N Y Tat MS), Rice University, Houston, TX, USA; Research and Innovation Department (N Y Tat MS), Entventure Medical Innovation, Houston, TX, USA; School of Nursing and Midwifery (B T Teye MSc), Debre Berhan University, Debre Berhan, Ethiopia; Pediatric Intensive Care Unit (M Tamsah MD), King Saud University, Riyadh, Saudi Arabia; Health Management Department (R Tesler PhD), Ariel University, Ariel, Israel; Department of Pharmacology (P Thangaraju MD), All India Institute of Medical Sciences, Raipur, India; Public Health Department (Prof K R Thankappan MD), Amrita Institute of Medical Sciences, Kochi, India; Department of Medicine (R Thapa PhD), Monash Health, Melbourne, VIC, Australia; Monitoring and Evaluation Department (R Thapa PhD), Nepal Development Society, Kathmandu, Nepal; Department of Endocrinology, Diabetes and Metabolism (Prof N Thomas PhD), Christian Medical College and Hospital, Vellore, India; Faculty of Public Health (J H V Ticoalu MPH), Universitas Sam Ratulangi, Manado, Indonesia; Modestum LTD, Eastbourne, UK (M R Tovani-Palone PhD); Department of Surgical, Medical, Molecular Pathology and Critical Care Medicine (D Trico MD), University of Pisa, Pisa, Italy; Department of Community and Family Medicine (J P Tripathy MD), All India Institute of Medical Sciences, Nagpur, India; Adult Learning Disability Service (S J Tromans PhD), Leicestershire Partnership National Health Service Trust, Leicester, UK; Department Occupational Health and Safety (A R Tualeka PhD), Universitas Airlangga, Surabaya, Indonesia; Public Health Department (D G Tufa MPH), Salale University, Fiche, Ethiopia; St. John of God Health Park (S Tyrovolas PhD), San Juan de Dios Sanitary Park, Barcelona, Spain; Department of Zoology (S Ullah PhD), Division of Science and Technology (S Ullah PhD), University of Education, Lahore, Lahore, Pakistan; College of Health and Sport Sciences (A G Vaithinathan MSc), University of Bahrain, Salmanya, Bahrain;

Department of Public Health and Primary Care (K R van Daalen MPhil), University of Cambridge, Cambridge, UK; UKK Institute, Tampere, Finland (Prof T J Vasankari MD); Faculty of Medicine and Health Technology (Prof T J Vasankari MD), Tampere University, Tampere, Finland; Office of Research, Innovation, and Commercialization (ORIC) (Prof Y Waheed PhD), Shaheed Zulfiqar Ali Bhutto Medical University (SZABMU), Islamabad, Pakistan; Gilbert and Rose-Marie Chagoury School of Medicine (Prof Y Waheed PhD), Lebanese American University, Byblos, Lebanon; Department of Basic Biomedical Sciences (Y Wang MD), Shandong University, Jinan, China; Department of Neuroscience (Y Wang MD), Mount Sinai Health System, New York, NY, USA; School of Public Health (F Wang PhD), Xuzhou Medical University, Xuzhou, China; Medicine, General Internal Medicine and Health Services Research (M Y W Wei MD), University of California Los Angeles, Los Angeles, CA, USA; Division of General Internal Medicine (M Y W Wei MD), Greater Los Angeles VA Healthcare System, Los Angeles, CA, USA; Department of Community Medicine (N D Wickramasinghe MD), Rajarata University of Sri Lanka, Anuradhapura, Sri Lanka; School of Public Health (J Xia PhD), Capital Medical University, Beijing, China; School of Public Health (H Xiao PhD), Zhejiang University, Zhejiang, China; Department of Public Health Science (H Xiao PhD), Fred Hutchinson Cancer Research Center, Seattle, WA, USA; Department of Endocrinology, First Affiliated Hospital (Prof S Xu PhD), University of Science and Technology of China, Hefei, China; Cancer Epidemiology and Prevention Research (L Yang PhD), Alberta Health Services, Calgary, AB, Canada; Department of Public Health (Prof H Yatsuya PhD), Fujita Health University, Toyoake, Japan; Department of Pharmacology, Physiology & Neuroscience (M Yesiltepe PhD), Rutgers University, Newark, NJ, USA; Clinical Investigation Unit (M Yesiltepe PhD), Ankara City Hospital, Ankara, Türkiye; KHANA Center for Population Health Research (S Yi PhD), Khana, Phnom Penh, Cambodia; Department of Neuropsychopharmacology (N Yonemoto PhD), National Center of Neurology and Psychiatry, Kodaira, Japan; Department of Public Health (N Yonemoto PhD), Juntendo University, Tokyo, Japan; Colegio Medico La Paz Bolivia (Medical College of La Paz), La Paz, Bolivia (N Zamora MD); Research and Development Department (I Zare BSc), Sina Medical Biochemistry Technologies, Shiraz, Iran; Department of Bioengineering and Therapeutic Sciences (Prof M S Zastrozhin PhD), University of California San Francisco, San Francisco, CA, USA; Addictology Department (Prof M S Zastrozhin PhD), Russian Medical Academy of Continuous Professional Education, Moscow, Russia; Department of Biostatistics (N G Zeru MSc), Jimma University, Jimma, Ethiopia; School of Medicine (Z Zhang PhD), Wuhan University, Wuhan, China; School of Public Health and Management (J Zhou MD), Guangzhou University of Chinese Medicine, Guangzhou, China; NIHR-Biomedical Research Centre (NIHR-BRC) (Prof A Zumla PhD), University College London Hospitals, London, UK; Health Technology Assessment Unit (Y H Zuniga BS), Department of Health Philippines, Manila, Philippines; #MentalHealthPH, Quezon City, Philippines (Y H Zuniga BS)

Contributors

Please see the appendix (pp 143–49) for more detailed information about individual author contributions to the research, divided into the following categories: managing the overall research enterprise; writing the first draft of the manuscript; primary responsibility for applying analytical methods to produce estimates; primary responsibility for seeking, cataloguing, extracting, or cleaning data; designing or coding figures and tables; providing data or critical feedback on data sources; developing methods or computational machinery; providing critical feedback on methods or results; drafting the manuscript or revising it critically for important intellectual content; and managing the estimation or publications process. Members of the core research team for this topic area had full access to the underlying data used to generate estimates presented in this Article. All other authors had access to and reviewed estimates as part of the GBD research evaluation process, which includes additional stages of formal collaborator review. The corresponding author had final responsibility for the decision to submit the manuscript for publication.

Declaration of interests

J Ärnlöv reports payment or honoraria for lectures, presentations, speakers bureaus, manuscript writing, or educational events from

AstraZeneca and Novartis; and participation on a Data Safety Monitoring Board or Advisory Board with AstraZeneca, Astella, and Boehringer Ingelheim; all outside the submitted work. S Bhaskar reports leadership or fiduciary role in other board, society, committee or advocacy group, paid or unpaid, with Rotary Club of Sydney, Australia as Board Director, with Rotary District 9675, Australia as Chair of Diversity Equity & Inclusion, and with Global Health & Migration, Global Health Hub Germany as Founding Member and Chair; all outside the submitted work. E J Boyko reports grants or contracts from the U.S. Department of Veteran Affairs; payment or honoraria for lectures, presentations, speakers bureaus, manuscript writing, or educational events from the Korean Diabetes Association, The Diabetes Association of the ROC (Taiwan; province of China), and the American Diabetes Association; support for attending meetings and/or travel from the Korean Diabetes Association, The Diabetes Association of the R.O.C. (Taiwan; province of China), and the International Society for the Diabetic Foot; all outside the submitted work. R M Islam reports support for attending meetings and/or travel from Lawley Pharmaceuticals for conference attendance outside the submitted work. N E Ismail reports unpaid leadership or fiduciary roles in board, society, committee, or advocacy groups with the Malaysian Academy of Pharmacy as Council Member and Bursar outside the submitted work. K Krishan reports non-financial support from UGC Centre of Advanced Study, CAS II, Department of Anthropology, Panjab University, Chandigarh, India, outside the submitted work. S Lorkowski reports grants or contracts paid to his institution from Akcea Therapeutics Germany; consulting fees from Danone, Novartis Pharma, Swedish Orphan Biovitrum (SOBI), and Upfield; payment or honoraria for lectures, presentations, speakers bureaus, manuscript writing, or educational events from Akcea Therapeutics Germany, AMARIN Germany, Amedes Holding, AMGEN, Berlin-Chemie, Boehringer Ingelheim Pharma, Daiichi Sankyo Deutschland, Danone, Hubert Burda Media Holding, Janssen-Cilag, Lilly Deutschland, Novartis Pharma, Novo Nordisk Pharma, Roche Pharma, Sanofi-Aventis, and SYNLAB Holding Deutschland & SYNLAB Akademie; support for attending meetings and/or travel from AMGEN; and participation on a data safety monitoring board or advisory board with Akcea Therapeutics Germany, AMGEN, Daiichi Sankyo Deutschland, Novartis Pharma, and Sanofi-Aventis; all outside the submitted work. A Ortiz has received grants from Sanofi; consultancy or speaker fees or travel support from Advicience, Astellas, AstraZeneca, Amicus, Amgen, Boehringer Ingelheim, Fresenius Medical Care, GSK, Bayer, Sanofi-Genzyme, Menarini, Mundipharma, Kyowa Kirin, Lilly, Alexion, Freeline, Idorsia, Chiesi, Otsuka, Novo-Nordisk, Sysmex, and Vifor Fresenius Medical Care Renal Pharma and is Director of the Catedra Mundipharma-UAM of diabetic kidney disease and the Catedra AstraZeneca-UAM of chronic kidney disease and electrolytes; leadership or fiduciary roles in board, society, committee, or advocacy groups, paid or unpaid with the European Renal Association; and stock or stock options from Telara Farma; all outside the submitted work. V C F Pepito reports grants or contracts from Sanofi Consumer Healthcare to do research on self-care in the Philippines and from International Initiative for Impact Evaluation (3ie) to propose research on primary care benefit packages in the Philippines; all outside the submitted work. M J Postma reports stock or stock options from Health-Ecore, Zeist (NL) (25%) and PAG BV, Groningen (NL) (100%) outside the submitted work. D P Rasali reports an unpaid leadership or fiduciary role in a board, society, committee, or advocacy group with Emotional Well Being Institute Canada as Director. L R Reyes reports grants or contracts from Merck and Pfizer; consulting fees, payment or honoraria for lectures, presentations, speakers' bureaus, manuscript writing or educational events, and payments for expert testimony from Merck, Pfizer and GSK; support for attending meetings and/or travel from GSK; and participation on a data safety monitoring board or advisory board with Merck; all outside the submitted work. M P Schlaich reports consulting fees, payment, or honoraria for lectures, presentations, speakers' bureaus, manuscript writing or educational events, paid to himself, and support for attending meetings and/or travel paid to his institution, from Medtronic and Abbot; and leadership or fiduciary roles in board, society, committee, or advocacy groups, paid or unpaid with the World Hypertension League as Director; all outside the submitted work. C R Simpson reports research grants paid to his institution from Ministry of Business, Innovation and Employment (MBIE) (New Zealand), Health Research Council of New Zealand,

Ministry of Health (New Zealand), Medical Research Council (UK), Health Data Research UK, and Chief Scientist Office (UK); all outside the submitted work. J A Singh reports consulting fees from Crealta/ Horizon, Medisys, Fidia, PK Med, Two Labs, Adept Field Solutions, Clinical Care Options, Clearview Healthcare Partners, Putnam Associates, Focus Forward, Navigant cConsulting, Spherix, MediQ, Jupiter Life Science, UBM LLC, Trio Health, Medscape, WebMD, Practice Point communications, the National Institutes of Health and the American College of Rheumatology; payment or honoraria for lectures, presentations, speakers bureaus, manuscript writing, or educational events from the speaker's bureau of Simply Speaking; support for attending meetings and/or travel from the steering committee of OMERACT; participation on a Data Safety Monitoring Board or Advisory Board as a member of the FDA Arthritis Advisory Committee; leadership or fiduciary roles in board, society, committee, or advocacy groups, paid or unpaid with OMERACT as a steering committee member, with Veterans Affairs of Rheumatology Field Advisory Committee as a chair, and with UAB Cochrane Musculoskeletal Group Satellite Center on Network Meta-analysis as the editor and director; and stock or stock options in TPT Global Tech, Vaxart pharmaceuticals, Atyu biopharma, Adaptimmune Therapeutics, GeoVax Labs, Pieris Pharmaceuticals, Enzolytics, Seres Therapeutics, Tonix Pharmaceuticals and Charlotte's Web Holdings, with previously owned stock options in Amarin, Viking, and Moderna pharmaceuticals; all outside the submitted work. J Sundström reports stock or stock options from Anagram kommunikation AB and Symptoms Europe AB, outside the submitted work. D Trico reports payment or honoraria for lectures, presentations, speakers' bureaus, manuscript writing, or educational events and support for attending meetings and/or travel from AstraZeneca, Eli Lilly, and Novo Nordisk; participation on a data safety monitoring board or advisory board with Amarin; and receipt of equipment, materials, drugs, medical writing, gifts or other services to their institution from PharmaNutra and Abbott; all outside the submitted work. M Zielińska reports other financial or non-financial interests as an AstraZeneca employee outside the submitted work. A Z reports other financial or non-financial interests in the Pan African Network for Rapid Research, Response, and Preparedness for Infectious Diseases Epidemics Consortium (PANDORA-ID-NET), European and Developing Countries Clinical Trials Partnership the EU Horizon 2020 Framework Programme (EDCTP-RIA2016E-1609). Sir Zumla is a UK-NIHR Senior Investigator, and a Mahathir Science Award, Sir Patrick Manson Medal, and EU-EDCTP Pascoal Mocumbi Prize laureate; all outside the submitted work.

Data sharing

Citations for the data used in these analyses are provided in the appendix (tables S25 and S26), with further information available on the Global Health Data Exchange website.

Acknowledgments

This study is funded by the Bill & Melinda Gates Foundation. A Ahmad acknowledges support from the Deanship of Scientific Research at Shaqra University for supporting this work. S M Aljunid acknowledges support from the Department of Community Medicine, School of Medicine, International Medical University, Malaysia and Centre for Casemix and Clinical Coding, Faculty of Medicine, National University of Malaysia for the approval and support to participate in this research project. T Astell-Burt acknowledges support from an Australian Research Council (ARC) Future Fellowship (FT220100857). A Badawi acknowledges support from the Public Health Agency of Canada. R Bai acknowledges support in part by the National Natural Science Foundation of China (grant number 72204112) and the Social Science Fund of Jiangsu Province (grant number 21GLD008). O C Baltatu acknowledges support by the National Council for Scientific and Technological Development (CNPq, 304224/2022-7) and Anima Institute - AI (research professor fellowship). L Belo acknowledges support from FCT in the scope of the project UIDP/04378/2020 and UIDB/04378/2020 of UCIBIO and the project LA/P/0140/2020 of i4HB. D A Bennett acknowledges support from the Medical Research Council Population Research Unit at the University of Oxford. A N Bhat acknowledges support from the Manipal Academy of Higher Education. M Carvalho acknowledges support from FCT in the scope of

the project UIDP/04378/2020 and UIDB/04378/2020 of UCIBIO and the project LA/P/0140/2020 of i4HB. S B Chidambaram acknowledges the administrative support provided by JSS Academy of Higher Education & Research, Mysuru, India. S Cuschieri acknowledges support from the University of Malta. B B Duncan acknowledges support in part by the Brazilian National Council for Scientific and Technological Development (CNPq, research fellowship), and the Institute for Health Technology Assessment (IATS; 465518/2014-1). H A Edinur acknowledges support from the Ministry of Higher Education Malaysia (Fundamental Research Grant Scheme: FRGS/1/2020/STG03/USM/03/5). A Fatehizadeh acknowledges support from the Department of Environmental Health Engineering of Isfahan University of Medical Sciences, Isfahan, Iran. S Gaihre acknowledges support from the Institute of Applied Health Sciences (IAHS), School of Medicine, Medical Sciences and Nutrition (SMMSN), University of Aberdeen for providing time and necessary resources to work on this manuscript. R K Gautam acknowledges the work to their organization Department of Pharmacology, Indore Institute of Pharmacy, IIST Campus, Rau, Indore, 453331 (M.P.), India. V K Gupta acknowledges funding support from National Health and Medical Research Council (NHMRC), Australia. S Haque acknowledges support from Jazan University, Saudi Arabia for providing the access of Saudi Digital Library for this study. J Haubold acknowledges support from The Clinician Scientist Program of the Clinician Scientist Academy (UMEA) of the University Hospital Essen, funded by the German Research Foundation (DFG) (FU 356/12-2), provided Johannes Haubold with financial support. B-F Hwang acknowledges support from China Medical University, Taiwan (province of China) (CMU111-MF-55). N Ikeda acknowledges support from the National Institutes of Biomedical Innovation, Health and Nutrition, Japan. I M Ilic acknowledges support from project No 175042 supported by Ministry of Education, Science and Technological Development, Republic of Serbia, 2011-2023. M D Ilic acknowledges support from the Ministry of Science, and Technological Development and Innovation of the Republic of Serbia (no. 451-03-47/2023-01/200111). S M S Islam acknowledges support from the National Health and Medical Research Council of Australia (NHMRC) and has received funding from the National Heart Foundation of Australia. N E Ismail acknowledges AIMST University, Malaysia for institutional support. N Joseph acknowledges support from Department of Community Medicine, Kasturba Medical College, Mangalore, Manipal Academy of Higher Education, Manipal, India in this research work. H Kandel acknowledges support from a Kornhauser Research Fellowship at the University of Sydney. M Kivimäki acknowledges support from the Wellcome Trust (221854/Z/20/Z), Medical Research Council (R024227), National Institute on Aging (R01AG062553), and Academy of Finland, Finland (350426). K Krishan acknowledges non-financial support from UGC Centre of Advanced Study, Phase II, awarded to the Department of Anthropology, Panjab University, Chandigarh, India, outside the submitted work. K Latief received funding from Taipei Medical University for Doctoral Education during the conduct of this review. M Lee acknowledges support from the Ministry of Education of the Republic of Korea and the National Research Foundation of Korea (NRF-2021R111A4A01057428) and Bio-convergence Technology Education Program through the Korea Institute for Advancement Technology (KIAT) funded by the Ministry of Trade, Industry and Energy (No. P0017805). M-C Li acknowledges support from the National Science and Technology Council in Taiwan (province of China) (NSTC 111-2410-H-003-100-SSS). G Lopes acknowledges support from national funds through the Fundação para a Ciência e a Tecnologia (FCT) under the Scientific Employment Stimulus - Individual Call (CEECIND/01768/2021). S Lorkowski acknowledges institutional support from the Competence Cluster for Nutrition and Cardiovascular Health (nutriCARD) Halle-Jena-Leipzig (Germany; German Federal Ministry of Education and Research; grant agreement number 01EA1808A). G Lucchetti is a Research Productivity Grantee of the Brazilian National Council for Scientific and Technological Development (CNPq) - type 1C. M A Mahmoud acknowledges the support from Taibah University to participate in this research project. D C Malta acknowledges support from Conselho Nacional de Desenvolvimento Científico e Tecnológico (CNPq), FAPEMIG - Fundação de Amparo a Pesquisa de Minas Gerais. H R Marateb acknowledges support from the Beatriu de Pinós post-doctoral programme from the Office of the Secretary of Universities and

Research from the Ministry of Business and Knowledge of the Government of Catalonia program (#2020 BP 00261). E Mathews acknowledges support from the DBT/Wellcome Trust India Alliance Fellowship (grant number IA/CPHE/17/1/503345) and would like to thank Central University of Kerala, India. L Monasta acknowledges support from the Italian Ministry of Health (Ricerca Corrente 34/2017), payments made to the Institute for Maternal and Child Health IRCCS Burlo Garofolo. U Mons acknowledges support from Marga and Walter Boll Foundation, Kerpen, Germany. U O Mueller acknowledges funding by the German National Cohort Study. A Ortiz acknowledges Comunidad de Madrid en Biomedicina P2022/BMD-7223, CIFRA_COR-CM. Instituto de Salud Carlos III (ISCIII) RICORS program to RICORS2040 (RD21/0005/0001) funded by European Union – NextGenerationEU, Mecanismo para la Recuperación y la Resiliencia (MRR). J R Padubidri acknowledges Manipal Academy of Higher Education, Manipal and Kasturba Medical College, Mangalore for their support towards collaborative research. V C F Pepito acknowledges institutional support from the Ateneo de Manila University. I Qatteea acknowledges support from Nassau University Medical Centers and Cleveland Clinic Foundation. E M M Redwan acknowledges support from King Abdulaziz University (DSR), Jeddah, and King Abdulaziz City for Science & Technology (KACSAT), Saudi Arabia; and Science & Technology Development Fund (STDF), and US-Egypt Science & Technology joint Fund, The Academy of Scientific Research & Technology (ASRT), Egypt. L F Reyes acknowledges support from Universidad de La Sabana. M Rodrigues was supported by the Centre of Studies in Geography and Spatial Planning, funded by national funds through the Foundation for Science and Technology (FCT) under the reference UIDB/04084/2020. U Saeed acknowledges support from The International Center of Medical Sciences Research (ICMSR), Islamabad (44000), Pakistan. A Schuermans acknowledges support from the Belgian American Educational Foundation. N S Shah was supported by National Heart, Lung, and Blood Institute grant number K23HL157766. L M L R Silva was supported by the project code CENTRO-04-3559-FSE-000162, Fundo Social. M Tabish acknowledges support from the Deanship of Scientific Research at Shaqra University for this work. M Tonelli acknowledges support from the David Freeze Chair in Health Services Research. M R Tovani-Palone acknowledges Saveetha Institute of Medical and Technical Sciences for supporting this study. Z Wang acknowledges financial support from Fonds de recherche du Québec - Santé, China Scholarship Council, and McGill University Global Health Scholars Program. Mr Wang has also received consulting fees from the Fred Hollows Foundation. X Xu is supported by Heart Foundation Post-doctoral Fellowship funded by the Heart Foundation of Australia (Award No. 102597), and Scientia Program at the University of New South Wales, Australia. S B Zaman acknowledges receiving a scholarship from the Australian Government Research Training Program (RTP) in support of his academic career. A Zumla acknowledges support from the Pan African Network for Rapid Research, Response, and Preparedness for Infectious Diseases Epidemics Consortium (PANDORA-ID-NET), European and Developing Countries Clinical Trials Partnership the EU Horizon 2020 Framework Programme (EDCTP-RIA2016E-1609).

Editorial note: The Lancet Group takes a neutral position with respect to territorial claims in published maps and institutional affiliations.

References

- 1 WHO. Classification of diabetes mellitus. 2019. <https://apps.who.int/iris/handle/10665/325182> (accessed May 15, 2023).
- 2 Chan JCN, Lim LL, Wareham NJ, et al. The *Lancet* Commission on diabetes: using data to transform diabetes care and patient lives. *Lancet* 2021; **396**: 2019–82.
- 3 Cowie CCSS, Menke A, et al, eds. *Diabetes in America*, 3rd edn. Bethesda, MD: US National Institute of Diabetes and Digestive and Kidney Diseases, 2018.
- 4 International Diabetes Federation. *IDF Diabetes Atlas*, 10th edn. Brussels: International Diabetes Federation, 2021.
- 5 Chatterjee S, Khunti K, Davies MJ. Type 2 diabetes. *Lancet* 2017; **389**: 2239–51.
- 6 GBD 2019 Diseases and Injuries Collaborators. Global burden of 369 diseases and injuries in 204 countries and territories, 1990–2019: a systematic analysis for the Global Burden of Disease Study 2019. *Lancet* 2020; **396**: 1204–22.
- 7 Squires E, Duber H, Campbell M, et al. Health care spending on diabetes in the U.S., 1996–2013. *Diabetes Care* 2018; **41**: 1423–31.
- 8 Afroz A, Alramadan MJ, Hossain MN, et al. Cost-of-illness of type 2 diabetes mellitus in low and lower-middle income countries: a systematic review. *BMC Health Serv Res* 2018; **18**: 972.
- 9 Dieleman JL, Cao J, Chapin A, et al. US health care spending by payer and health condition, 1996–2016. *JAMA* 2020; **323**: 863–84.
- 10 Sun H, Saeedi P, Karuranga S, et al. *IDF Diabetes Atlas: Global, regional and country-level diabetes prevalence estimates for 2021 and projections for 2045*. *Diabetes Res Clin Pract* 2022; **183**: 109119.
- 11 Zhou B, Lu Y, Hajifathalian K, et al. Worldwide trends in diabetes since 1980: a pooled analysis of 751 population-based studies with 4·4 million participants. *Lancet* 2016; **387**: 1513–30.
- 12 Emerging Risk Factors Collaboration. Diabetes mellitus, fasting blood glucose concentration, and risk of vascular disease: a collaborative meta-analysis of 102 prospective studies. *Lancet* 2010; **375**: 2215–22.
- 13 Ahmad E, Lim S, Lamptey R, Webb DR, Davies MJ. Type 2 diabetes. *Lancet* 2022; **400**: 1803–20.
- 14 Bhutta ZA, Salam RA, Gomber A, et al. A century past the discovery of insulin: global progress and challenges for type 1 diabetes among children and adolescents in low-income and middle-income countries. *Lancet* 2021; **398**: 1837–50.
- 15 Narayan KMV, Zhang P, Kanaya AM, et al. Diabetes: the pandemic and potential solutions. In: Jamison DT, Breman JG, Measham AR, et al, eds. *Disease control priorities in developing countries*, 2nd edn. Washington, DC: The International Bank for Reconstruction and Development/The World Bank; New York, NY: Oxford University Press, 2006.
- 16 Flood D, Seiglie JA, Dunn M, et al. The state of diabetes treatment coverage in 55 low-income and middle-income countries: a cross-sectional study of nationally representative, individual-level data in 680 102 adults. *Lancet Healthy Longev* 2021; **2**: e340–51.
- 17 Manne-Goehler J, Geldsetzer P, Agoudavi K, et al. Health system performance for people with diabetes in 28 low- and middle-income countries: a cross-sectional study of nationally representative surveys. *PLoS Med* 2019; **16**: e1002751.
- 18 Whiting D, Unwin N, Roglic G. Diabetes: equity and social determinants. In: Blas E, Kurup AS, eds. *Equity, social determinants and public health programmes*. Geneva: World Health Organization, 2010.
- 19 Hill-Briggs F, Adler NE, Berkowitz SA, et al. Social determinants of health and diabetes: a scientific review. *Diabetes Care* 2020; **44**: 258–79.
- 20 Scott A, Chambers D, Goyder E, O’Cathain A. Socioeconomic inequalities in mortality, morbidity and diabetes management for adults with type 1 diabetes: a systematic review. *PLoS One* 2017; **12**: e0177210.
- 21 Corsi DJ, Subramanian SV. Socioeconomic gradients and distribution of diabetes, hypertension, and obesity in India. *JAMA Netw Open* 2019; **2**: e190411.
- 22 Hill K, Ward P, Grace BS, Gleadle J. Social disparities in the prevalence of diabetes in Australia and in the development of end stage renal disease due to diabetes for Aboriginal and Torres Strait Islanders in Australia and Maori and Pacific Islanders in New Zealand. *BMC Public Health* 2017; **17**: 802.
- 23 Spanakis EK, Golden SH. Race/ethnic difference in diabetes and diabetic complications. *Curr Diab Rep* 2013; **13**: 814–23.
- 24 Mutyambizi C, Booyens F, Stokes A, Pavlova M, Groot W. Lifestyle and socio-economic inequalities in diabetes prevalence in South Africa: a decomposition analysis. *PLoS One* 2019; **14**: e0211208.
- 25 Whyte MB, Hinton W, McGovern A, et al. Disparities in glycaemic control, monitoring, and treatment of type 2 diabetes in England: a retrospective cohort analysis. *PLoS Med* 2019; **16**: e1002942.
- 26 Brancati FL, Whelton PK, Kuller LH, Klag MJ. Diabetes mellitus, race, and socioeconomic status. A population-based study. *Ann Epidemiol* 1996; **6**: 67–73.
- 27 Institute for Health Metrics and Evaluation. Protocol for the Global Burden of Diseases, Injuries, and Risk Factors Study (GBD). March, 2020. https://www.healthdata.org/sites/default/files/files/Projects/GBD/March2020_GBD%20Protocol_v4.pdf (accessed Jan 1, 2022).

- 28 GBD 2019 Risk Factors Collaborators. Global burden of 87 risk factors in 204 countries and territories, 1990–2019: a systematic analysis for the Global Burden of Disease Study 2019. *Lancet* 2020; **396**: 1223–49.
- 29 Murray CJ, Lopez AD. Global mortality, disability, and the contribution of risk factors: Global Burden of Disease Study. *Lancet* 1997; **349**: 1436–42.
- 30 Stevens GA, Alkema L, Black RE, et al. Guidelines for accurate and transparent health estimates reporting: the GATHER statement. *PLoS Med* 2016; **13**: e1002056.
- 31 Johnson SC, Cunningham M, Dippenaar IN, et al. Public health utility of cause of death data: applying empirical algorithms to improve data quality. *BMC Med Inform Decis Mak* 2021; **21**: 175.
- 32 WHO. Use of glycated haemoglobin (HbA1c) in the diagnosis of diabetes mellitus: abbreviated report of a World Health Organization consultation. 2011. <https://apps.who.int/iris/handle/10665/70523> (accessed May 25, 2023).
- 33 Zheng P, Barber R, Sorensen RJ, Murray CJ, Aravkin AY. Trimmed constrained mixed effects models: formulations and algorithms. *J Comput Graph Stat* 2021; **30**: 544–56.
- 34 GBD 2016 Healthcare Access and Quality Collaborators. Measuring performance on the Healthcare Access and Quality Index for 195 countries and territories and selected subnational locations: a systematic analysis from the Global Burden of Disease Study 2016. *Lancet* 2018; **391**: 2236–71.
- 35 GBD 2019 Demographics Collaborators. Global age-sex-specific fertility, mortality, healthy life expectancy (HALE), and population estimates in 204 countries and territories, 1950–2019: a comprehensive demographic analysis for the Global Burden of Disease Study 2019. *Lancet* 2020; **396**: 1160–203.
- 36 Salomon JA, Haagsma JA, Davis A, et al. Disability weights for the Global Burden of Disease 2013 study. *Lancet Glob Health* 2015; **3**: e712–23.
- 37 Murray CJ, Ezzati M, Lopez AD, Rodgers A, Vander Hoorn S. Comparative quantification of health risks conceptual framework and methodological issues. *Popul Health Metr* 2003; **1**: 1.
- 38 Zheng P, Afshin A, Biryukov S, et al. The burden of proof studies: assessing the evidence of risk. *Nat Med* 2022; **28**: 2038–44.
- 39 Foreman KJ, Marquez N, Dolgert A, et al. Forecasting life expectancy, years of life lost, and all-cause and cause-specific mortality for 250 causes of death: reference and alternative scenarios for 2016–40 for 195 countries and territories. *Lancet* 2018; **392**: 2052–90.
- 40 Vollset SE, Goren E, Yuan CW, et al. Fertility, mortality, migration, and population scenarios for 195 countries and territories from 2017 to 2100: a forecasting analysis for the Global Burden of Disease Study. *Lancet* 2020; **396**: 1285–306.
- 41 WHO. Global action plan for the prevention and control of noncommunicable diseases 2013–2020. Nov 14, 2013. Geneva: World Health Organization, 2013.
- 42 GBD 2019 Universal Health Coverage Collaborators. Measuring universal health coverage based on an index of effective coverage of health services in 204 countries and territories, 1990–2019: a systematic analysis for the Global Burden of Disease Study 2019. *Lancet* 2020; **396**: 1250–84.
- 43 UN. The Sustainable Development Goals Report 2020. New York, NY: United Nations, 2020.
- 44 Delpino FM, Figueiredo LM, Bielemann RM, et al. Ultra-processed food and risk of type 2 diabetes: a systematic review and meta-analysis of longitudinal studies. *Int J Epidemiol* 2022; **51**: 1120–41.
- 45 Popkin BM, Adair LS, Ng SW. Global nutrition transition and the pandemic of obesity in developing countries. *Nutr Rev* 2012; **70**: 3–21.
- 46 Fahed AC, El-Hage-Sleiman AK, Farhat TI, Nemer GM. Diet, genetics, and disease: a focus on the middle East and north Africa region. *J Nutr Metab* 2012; **2012**: 109037.
- 47 Misra A, Ramchandran A, Jayawardena R, Shrivastava U, Snehaltha C. Diabetes in South Asians. *Diabet Med* 2014; **31**: 1153–62.
- 48 Kautzky-Willer A, Harreiter J, Pacini G. Sex and gender differences in risk, pathophysiology and complications of type 2 diabetes mellitus. *Endocr Rev* 2016; **37**: 278–316.
- 49 Huebschmann AG, Huxley RR, Kohrt WM, Zeitler P, Regensteiner JG, Reusch JEB. Sex differences in the burden of type 2 diabetes and cardiovascular risk across the life course. *Diabetologia* 2019; **62**: 1761–72.
- 50 Kesavadev J, Abraham G, Chandni R, et al. Type 2 diabetes in women: differences and difficulties. *Curr Diabetes Rev* 2022; **18**: e081221198651.
- 51 Afshin A, Reitsma MB, Murray CJL. Health effects of overweight and obesity in 195 countries. *N Engl J Med* 2017; **377**: 1496–97.
- 52 Teufel F, Seiglie JA, Geldsetzer P, et al. Body-mass index and diabetes risk in 57 low-income and middle-income countries: a cross-sectional study of nationally representative, individual-level data in 685 616 adults. *Lancet* 2021; **398**: 238–48.
- 53 Maniadakis N, Kapaki V, Damianidi L, Kourlaba G. A systematic review of the effectiveness of taxes on nonalcoholic beverages and high-in-fat foods as a means to prevent obesity trends. *Clinicoecon Outcomes Res* 2013; **5**: 519–43.
- 54 Puzifferri N, Roshek TB 3rd, Mayo HG, Gallagher R, Belle SH, Livingston EH. Long-term follow-up after bariatric surgery: a systematic review. *JAMA* 2014; **312**: 934–42.
- 55 Sun Y, You W, Almeida F, Estabrooks P, Davy B. The effectiveness and cost of lifestyle interventions including nutrition education for diabetes prevention: a systematic review and meta-analysis. *J Acad Nutr Diet* 2017; **117**: 404–421.e36.
- 56 Tseng E, Zhang A, Shogbesan O, et al. Effectiveness of policies and programs to combat adult obesity: a systematic review. *J Gen Intern Med* 2018; **33**: 1990–2001.
- 57 Blüher M. Obesity: global epidemiology and pathogenesis. *Nat Rev Endocrinol* 2019; **15**: 288–98.
- 58 Stetson B, Minges KE, Richardson CR. New directions for diabetes prevention and management in behavioral medicine. *J Behav Med* 2017; **40**: 127–44.
- 59 WHO. First-ever global coverage targets for diabetes adopted at the 75th World Health Assembly. May 28, 2022. <https://www.who.int/news-room/feature-stories/detail/first-ever-global-coverage-targets-for-diabetes-adopted-at-the-75-th-world-health-assembly> (accessed May 26, 2023).
- 60 Owolabi MO, Yaria JO, Daivadanam M, et al. Gaps in guidelines for the management of diabetes in low- and middle-income versus high-income countries—a systematic review. *Diabetes Care* 2018; **41**: 1097–105.
- 61 Home P, Haddad J, Latif ZA, et al. Comparison of national/regional diabetes guidelines for the management of blood glucose control in non-western countries. *Diabetes Ther* 2013; **4**: 91–102.
- 62 Mukonda E, Lesosky M. A comparative analysis and review of how national guidelines for chronic disease monitoring are made in low- and middle-income compared to high-income countries. *J Glob Health* 2021; **11**: 04055.
- 63 WHO. Assessing national capacity for the prevention and control of noncommunicable diseases: report of the 2019 global survey. March 17, 2020. <https://www.who.int/publications/i/item/9789240002319> (accessed May 26, 2023).
- 64 Fang M, Wang D, Coresh J, Selvin E. Trends in diabetes treatment and control in U.S. adults, 1999–2018. *N Engl J Med* 2021; **384**: 2219–28.
- 65 Taheri S, Zaghloul H, Chagoury O, et al. Effect of intensive lifestyle intervention on bodyweight and glycaemia in early type 2 diabetes (DIADEM-I): an open-label, parallel-group, randomised controlled trial. *Lancet Diabetes Endocrinol* 2020; **8**: 477–89.
- 66 Guidone C, Manco M, Valera-Mora E, et al. Mechanisms of recovery from type 2 diabetes after malabsorptive bariatric surgery. *Diabetes* 2006; **55**: 2025–31.
- 67 Salminen P, Helmiö M, Ovaska J, et al. Effect of laparoscopic sleeve gastrectomy vs laparoscopic Roux-en-Y gastric bypass on weight loss at 5 years among patients with morbid obesity: the SLEEVEPASS randomized clinical trial. *JAMA* 2018; **319**: 241–54.
- 68 Schauer PR, Bhatt DL, Kirwan JP, et al. Bariatric surgery versus intensive medical therapy for diabetes — 5-year outcome. *N Engl J Med* 2017; **376**: 641–51.
- 69 Bergmann NC, Davies MJ, Lingvay I, Knop FK. Semaglutide for the treatment of overweight and obesity: a review. *Diabetes Obes Metab* 2023; **25**: 18–35.
- 70 Marlene C, Christos MS. Advances in physiology, design and development of novel medications changing the landscape of obesity pharmacotherapy. *Metabolism* 2023; **142**: 155531.
- 71 Nathan DM, Knowler WC, Edelstein S, et al. Long-term effects of metformin on diabetes prevention: identification of subgroups that benefited most in the Diabetes Prevention Program and Diabetes Prevention Program Outcomes Study. *Diabetes Care* 2019; **42**: 601–08.

- 72 Knowler WC, Barrett-Connor E, Fowler SE, et al. Reduction in the incidence of type 2 diabetes with lifestyle intervention or metformin. *N Engl J Med* 2002; **346**: 393–403.
- 73 Gong Q, Zhang P, Wang J, et al. Morbidity and mortality after lifestyle intervention for people with impaired glucose tolerance: 30-year results of the Da Qing Diabetes Prevention Outcome Study. *Lancet Diabetes Endocrinol* 2019; **7**: 452–61.
- 74 Lindström J, Peltonen M, Eriksson JG, et al. Improved lifestyle and decreased diabetes risk over 13 years: long-term follow-up of the randomised Finnish Diabetes Prevention Study (DPS). *Diabetologia* 2013; **56**: 284–93.
- 75 Diabetes Prevention Program Research Group. Long-term effects of lifestyle intervention or metformin on diabetes development and microvascular complications over 15-year follow-up: the Diabetes Prevention Program Outcomes Study. *Lancet Diabetes Endocrinol* 2015; **3**: 866–75.
- 76 Aggarwal G, Lippi G, Lavie CJ, Henry BM, Sanchis-Gomar F. Diabetes mellitus association with coronavirus disease 2019 (COVID-19) severity and mortality: a pooled analysis. *J Diabetes* 2020; **12**: 851–55.
- 77 Feldman EL, Savelieff MG, Hayek SS, Pennathur S, Kretzler M, Pop-Busui R. COVID-19 and diabetes: a collision and collusion of two diseases. *Diabetes* 2020; **69**: 2549–65.
- 78 Kissela BM, Khoury J, Kleindorfer D, et al. Epidemiology of ischemic stroke in patients with diabetes: the greater Cincinnati/Northern Kentucky Stroke Study. *Diabetes Care* 2005; **28**: 355–59.
- 79 Tatulashvili S, Fagherazzi G, Dow C, Cohen R, Fosse S, Bihan H. Socioeconomic inequalities and type 2 diabetes complications: a systematic review. *Diabetes Metab* 2020; **46**: 89–99.
- 80 Papatheodorou K, Banach M, Bekiari E, Rizzo M, Edmonds M. Complications of diabetes 2017. *J Diabetes Res* 2018; **2018**: 3086167.
- 81 GBD 2019 Diabetes in the Americas Collaborators. Burden of diabetes and hyperglycaemia in adults in the Americas, 1990–2019: a systematic analysis for the Global Burden of Disease Study 2019. *Lancet Diabetes Endocrinol* 2022; **10**: 655–67.
- 82 Magliano DJ, Chen L, Carstensen B, et al. Trends in all-cause mortality among people with diagnosed diabetes in high-income settings: a multicountry analysis of aggregate data. *Lancet Diabetes Endocrinol* 2022; **10**: 112–19.
- 83 Alluhidan M, Alsukait R, Alghaith T, Shekar M, Alazemi N, Herbst C. Overweight and obesity in Saudi Arabia: consequences and solutions. August 11, 2022. <https://www.worldbank.org/en/country/saudi-arabia/publication/overweight-and-obesity-in-saudi-arabia> (accessed May 26, 2023).
- 84 Jouglé E, Papoz L, Balkau B, Maguin P, Hatton F. Death certificate coding practices related to diabetes in European countries—the ‘EURODIAB Subarea C’ Study. *Int J Epidemiol* 1992; **21**: 343–51.
- 85 McEwen LN, Kim C, Haan M, et al. Diabetes reporting as a cause of death: results from the Translating Research Into Action for Diabetes (TRIAD) study. *Diabetes Care* 2006; **29**: 247–53.
- 86 Rampatige R, Mikkelsen L, Hernandez B, Riley I, Lopez AD. Systematic review of statistics on causes of deaths in hospitals: strengthening the evidence for policy-makers. *Bull World Health Organ* 2014; **92**: 807–16.
- 87 Selvin E, Crainiceanu CM, Brancati FL, Coresh J. Short-term variability in measures of glycemia and implications for the classification of diabetes. *Arch Intern Med* 2007; **167**: 1545–51.
- 88 Boyd R, Leigh B, Stuart P. Capillary versus venous bedside blood glucose estimations. *Emerg Med J* 2005; **22**: 177–79.
- 89 Colagiuri S, Sandbaek A, Carstensen B, et al. Comparability of venous and capillary glucose measurements in blood. *Diabet Med* 2003; **20**: 953–56.
- 90 Kang JG, Park CY, Ihm SH, Park SW. A potential issue with screening prediabetes or diabetes using serum glucose: a delay in diagnosis. *Diabetes Metab J* 2016; **40**: 414–17.
- 91 Kao KT, Sabin MA. Type 2 diabetes mellitus in children and adolescents. *Aust Fam Physician* 2016; **45**: 401–06.
- 92 Nadeau KJ, Anderson BJ, Berg EG, et al. Youth-onset type 2 diabetes consensus report: current status, challenges, and priorities. *Diabetes Care* 2016; **39**: 1635–42.
- 93 Pociot F, Lernmark Å. Genetic risk factors for type 1 diabetes. *Lancet* 2016; **387**: 2331–39.
- 94 Rewers M, Ludvigsson J. Environmental risk factors for type 1 diabetes. *Lancet* 2016; **387**: 2340–48.