

XMAS 1994 ISSUE

By J. Farrugia

Date of Issue	26.10.1994
Values	5c, 9c+2c, 14c+3c, 20c+3c
Stamp Size	5c: 49.6mmx26.43mm, other values: 31mmx44mm
Designer	Harry Borg
Printers	Printex Limited
Process	Lithography
Perforation	5c: 13.75x13.5, other values: 14x13.9
Watermark .5c:Maltese Crosses Sideways; other values: Maltese Crosses Upright	
Paper	Chalk Surfaced
Gum	P.V.A.

Colours

This issue was printed in the four-colour process using the standard CMYK (Cyan, Magenta, Yellow, Black) process colours for each value. The progressive sheets of each value were printed in the following order: Black, Cyan, Magenta, Yellow.

Colour checks in the form of coloured discs, 3mm in diameter, were printed in four different places on the margins of each Pane, of each value. These are seen next to the first and last stamps of the top and bottom rows. The colours from top to bottom correspond to the colours used for Pane numbers from left to right, on all Panes of all values.

Cumulative totals of progressive columns of stamps, are seen in bottom margin only, printed in black, in all Panes, of all values.

The Printed sheet of each value consisted of two Panes, A and B. Each Pane has fifty stamps made up of ten rows of five stamps. The 5c stamp is of the horizontal format, the other three values are of the vertical format.

Perforation of Margins

In the 5c value, the top margins of Panes A and B are imperforate, whilst the other three margins of these same Panes are all perforated. In the other three values, the left hand margin of Pane A is imperforate whilst the other three margins of this Pane and the four margins of Pane B are all perforated. Other printing marks could have been seen at the top and bottom of the left hand margin of Panes A and at the top and bottom of the right hand margin of Panes B, of all values.

Plate/Pane Numbers

These, unlike the colour checks, are printed only in three different positions on the margins of each Pane, of each value. They are seen, as usual, under the first stamp of the bottom row and also above the first and last stamps of the top row.

5c =	1Ax4, 1BX4	14+3c =	1Ax4, 1Bx4
9+2c =	1Ax4, 1BX4	20c+3c =	1Ax4, 1Bx4

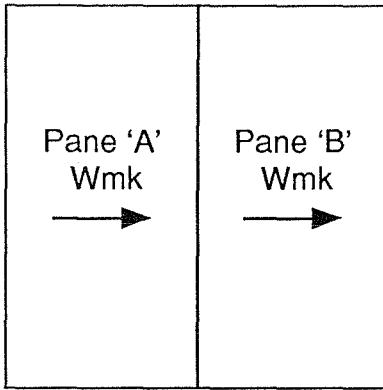


Fig. (a)

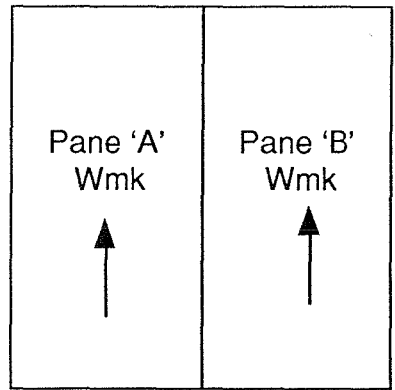


Fig. (b)

From a study of details given, the Printed Sheet of each value before cutting into Panes, would look as shown in fig (a) for the 5c value and as shown in fig (b) for the other three values. Looking at the Printed Sheets as shown, stamps would be seen the right way up, hence why watermark is sideways in the 5c value and upright in the other three values. Perforator ran from top to bottom in fig (a) and from left to right in fig (b).

Imprint Blocks

The imprint "PRINTEX LIMITED MALTA" is seen under the last stamp of the bottom row, in all Panes, of all values. Letters are 1mm high and printed in black. An Imprint Block of four will also include the colour checks. A special hand-postmark incorporating a Xmas motif was used for cancellation on the first day of issue.

This set will remain on sale up to 22nd March, 1995, unless stocks are previously exhausted.

Up to 12.45pm on the first day of issue, sales amounted to Lm21,383.

Note

The 5c stamp does not carry a surcharge, hoping that it will be used more locally during Xmas time and perhaps attracting more people to buy the whole set. At the same time I wonder what problems this issue has created for "Plate Blocks" collectors, because of new positions of Plate numbers on each Pane!

ANTIQUÉ MALTESE SILVER

Date of Issue	12.12.94
Values	5c, 14c, 20c, 25c
Stamp Size	31mmx44mm
Designer	Murice Tanti Burlò
Printers	Printex Limited
Process	Lithography
Perforation	14x13.9
Watermark	Maltese Crosses Upright
Paper	Chalk Surfaced
Gum	P.V.A.

Colours

This issue was printed in the four-colour process using the standard CMYK (Cyan, Magenta, Yellow, Black) process colours for each value. The progressive sheets of each value were printed in the following order: Black, Cyan-Magenta, and Yellow-Silver.

Colour checks in the form of coloured discs, 3mm in diameter, were printed in four different places on the margins of each Pane, of each value. These are seen next to the first and last stamps of the top and bottom rows. The colours from top to bottom correspond to the colours used for Pane numbers from left to right, on all Panes of all values.

Cumulative totals of progressive columns of stamps, are seen in bottom margin only, printed in black, in all Panes, of all values.

The Printed sheet of each value consisted of two Panes, A and B. Each Pane has fifty stamps made up of ten rows of five stamps. All values are of the vertical format.

Perforation of Margins

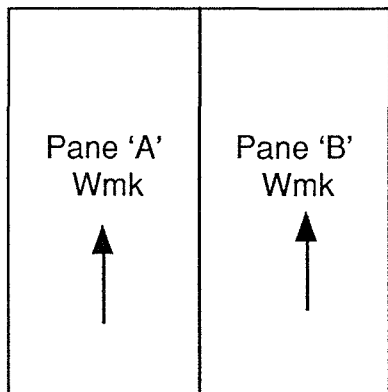
The left hand margin of Panes A, of all values, is imperforate. The other three margins of Panes A and the four margins of Panes B, of all values are all perforated. The usual printing marks (circle in an oval, crossed by two lines) were seen at each corner of the Printed Sheet. They were too far out of each corner and I doubt if any of them were seen on Panes sold from the counters. The reason being that when the Printed Sheets were cut into Panes, these marks were eliminated. On each Pane, of all values, of this issue, were seen four similar symbols, one in each corner of the Pane. The symbol represents the logo of the "Fondazzjoni Patrimonju Malti" (Malta's cultural heritage foundation, now known by its colloquial name "Patrimonju")

Plate/Pane Numbers

These, like the colour checks, are printed in different positions on the margins, of

each Pane, of each value. They are seen under the first and last stamps of the bottom row and also above the first and last stamps of the top row.

5c = 1Ax5, 1Bx5 14c = 1Ax5, 1Bx5
 20c = 1Ax5, 1Bx5 25c = 1Ax5, 1Bx5



From a study of details given, the Printed Sheet of each value before cutting into Panes, would look as shown in the figure. Looking at the Printed Sheets as shown stamps would be seen the right way up, hence why watermark is upright in all values. Perforator ran from left to right.

Imprint Blocks

The imprint "PRINTEX LIMITED MALTA" is seen under the middle stamp of the bottom row, in all Panes, of all values. This is a new position for the Printer's Imprint in a normal issue. If a block of six, instead of a block of four

is bought, it will include the Imprint, colour checks, Plate/Pane numbers, and the symbol mentioned earlier.

A special hand-postmark incorporating a motif was used for cancellation on the first day of issue.

This set will remain on sale up to 12.12.1995, unless stocks are previously exhausted.

Up to 12.45pm on the first day of issue, sales amounted to Lm28,446

COMMEMORATIONS 1995

Date of Issue27.2.95
 Values2c, 5c, 14c, 20c, 25c
 Stamp Size27x33mm
 DesignerAnna Grima
 PrintersPrintex Limited
 ProcessLithography
 Perforation14x13.75
 WatermarkMaltese Crosses Sideways
 PaperChalk Surfaced
 GumP.V.A.

Colours

This issue was printed in the four-colour process using the standard CMYK (Cyan, Magenta, Yellow, Black) process colours for each value. The progressive sheets of each value were printed in the following order: Yellow, Cyan, Magenta, and Black.

Colour checks in the form of coloured discs, 3mm in diameter, were printed in four different places on the margins of each Pane, of each value. These are seen next to the first and last stamps of the top and bottom rows. The colours from top to bottom correspond to the colours used for Pane numbers from left to right, on all Panes of all values.

Cumulative totals of progressive columns of stamps, are seen in bottom margin only, printed in black, in all Panes, of all values.

The Printed sheet of each value consisted of three Panes, A, B and C. Each Pane has fifty stamps made up of ten rows of five stamps. All values are of the vertical format.

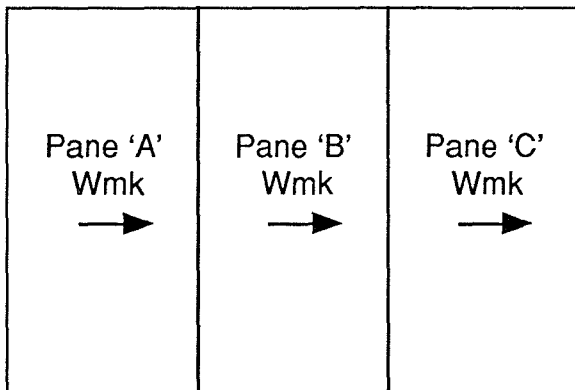
Perforation of Margins

The top margins of Panes A, B and C of all values, are imperforate. The other three margins of these same Panes are all perforated. The usual printing marks (circle in an oval, crossed by two lines) will not be seen in any Pane, because during the cutting of the Printed Sheets into Panes these were eliminated.

Plate/Pane Numbers

These, like the colour checks, are printed in different positions on the margins, of each Pane, of each value. They are seen under the first and last stamps of the bottom row and also above the first and last stamps of the top row.

2c	=	1Ax4, 1Bx4, 1Cx4
5c	=	1Ax4, 1Bx4, 1Cx4
14c	=	1Ax4, 1Bx4, 1Cx4
20c	=	1Ax4, 1Bx4, 1Cx4
25c	=	1Ax4, 1Bx4, 1Cx4



From a study of details given, the Printed Sheet of each value before cutting into Panes, would look as shown in the figure. Looking at the Printed Sheets as shown stamps would be seen the right way up, hence why watermark is sideways in all values. Perforator ran from top to bottom.

Imprint Blocks

The imprint "PRINTEX LIMITED MALTA" is seen under

the middle stamp of the bottom row, in all Panes, of all values. Letters are 1mm high and printed in Black. If a block of six, instead of a block of four is bought, it will include the Imprint, colour checks, and Plate/Pane numbers.

A special hand-postmark was used for cancellation on the first day of issue. This set will remain on sale up to 21 February, 1996, unless stocks are previously exhausted.

Up to 12.45pm on the first day of issue, sales amounted to Lm25,830.

EUROPA 1995 ISSUE

Date of Issue	29.03.95
Values	14c, 30c
Stamp Size	14c: 31x44mm; 30c: 44x31mm
Designer	Harry Borg
Printers	Printex Limited
Process	Lithography
Perforation	14c: 14x13.9; 30c: 13.9x14
Watermark	14c:Maltese Crosses Upright; 30c: Maltese Crosses Sideways
Paper	Chalk Surfaced
Gum	P.V.A.

Colours

This issue was printed in the four-colour process using the standard CMYK (Cyan, Magenta, Yellow, Black) process colours for each value. The progressive sheets of each value were printed in the following order: Black, Cyan, Magenta and Yellow.

The 14c stamp is of the vertical format, and the 30c stamp is of the horizontal format.

A Pane of ten stamps of the 14c value is divided into twelve spaces, three rows of four. In the first space of the top row are printed the following: "Paci-u-Liberta-Europa'95-Peace-&-Fredom". In the second space of the top row can be seen a palm of a hand, releasing a dove holding some olive leaves in its beak. The value of a whole Pane of stamps is seen in the top margin, above the second and third spaces, printed in black.

A Pane of ten stamps of the 30c value is also divided into twelve spaces but in four rows of three. In the first space of the top row we see the same wording as in the 14c value, whilst in the first space of the second row we again see the same figure as in the 14c value. The value of the whole Pane of ten stamps is seen in the top margin above the second space, printed in black.

Colour checks in the form of coloured discs 3mm in diameter are seen in four different positions on the margins, of each Pane, of both values. The first two positions are next to the first and last spaces of the top row and the other two positions are next to the first and last spaces of the bottom row, in each Pane, of both values. The colours from top to bottom correspond to the colours used for Pane numbers from left to right, in all positions, in all Panes, of both values.

The Printed Sheet of each value, consisted of six Panes of ten stamps, A to F.

Plate/Pane Numbers

These, again, like the colour checks, are seen in four different positions on the margins of each Pane, of both values. The first two positions are above the first and last spaces of the top row and the other two positions are below the first and last spaces of the bottom row, in each Pane, of both values:

14c = 1Ax4 up to and including 1Fx4
 30c = 1Ax4 up to and including 1Fx4

Perforation of Margins

In the 14c value, the right hand margins of Panes A, C and E are imperforate. The other three margins of these same Panes, plus the four margins of Panes B, D and F are all perforated. Other printing marks were seen above the middle of the top margin of Panes A and B, and below the middle of the bottom margin of Panes E and F. Probably none of these are seen on any Pane, because they could have been eliminated during the cutting of the Printed Sheets into Panes.

In the 30c value, the top margins of Panes A, C and E are imperforate. The other three margins of these same Panes, plus the four margins of Panes B, D and F are all perforated. Other printing marks were seen only below the middle of the bottom margins of Panes B, D and F. Again these could have been eliminated during the cutting of the Printed Sheets into Panes

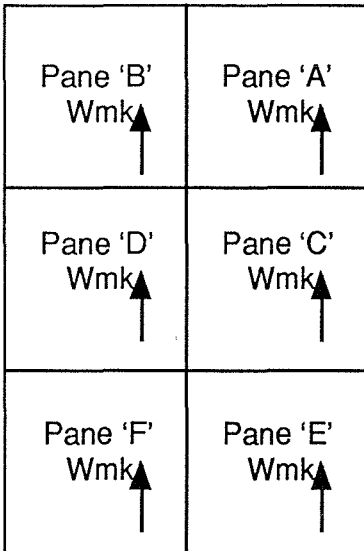


Fig. (a)

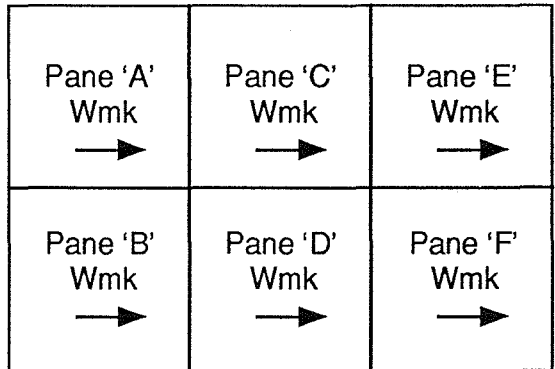


Fig. (b)

From a study of the details given, the Printed Sheet of each value, before cutting into Panes, would look as shown in fig (a) for the 14c value and as shown

in fig (b) for the 30c value. Looking at the Printed Sheets as shown, stamps of both values would be seen the right way up, hence why watermark in the 14c value is upright and in the 30c value is sideways. Perforator ran from right to left in fig (a) and from top to bottom in fig (b).

Imprint Blocks

The imprint "PRINTEX LIMITED MALTA" is seen below the third space of the bottom row, in each Pane, of the 14c value, whilst the same Imprint is seen below the second space of the bottom row, in each Pane, of the 30c value. Letters are 1 mm high and printed in Black.

An Imprint Block of four, from each value, will include the Imprint, the colour checks and the Plate/Pane numbers. A special handstamp, incorporating a motif, was used for cancellation on the first day of issue.

This set will remain on sale up to 21 March, 1996 unless stocks are previously exhausted.

First day sales by 12.45pm amounted to Lm64,205

ANNIVERSARIES 1995 ISSUE

Date of Issue	21.04.95
Values	5c, 14c, 35c
Stamp Size	5c and 14c: 44x31mm; 35c:31x44mm
Designer	Frank Ancilleri
Printers	Printex Limited
Process	Lithography
Perforation	5c and 14c: 13.9x14; 35c:14x13.9
Watermark .. 5c and 14c: Maltese Crosses Sideways; 35c: Maltese Crosses Upright	
Paper	Chalk Surfaced
Gum	P.V.A.

Colours

This issue was printed in the four-colour process using the standard CMYK (Cyan, Magenta, Yellow, Black) process colours for each value. The progressive sheets of each value were printed in the following order: Black, Cyan, Magenta and Yellow.

Colour checks in the form of coloured discs, 3mm in diameter, were printed in four different places on the margins of each Pane, of each value. These are seen next to the first and last stamps of the top and bottom rows. The colours from top to bottom correspond to the colours used for Pane numbers from left to right, on all Panes of all values.

Cumulative totals of progressive columns of stamps, are seen in bottom margin only, printed in black, in all Panes, of all values.

The Printed sheet of each value consisted of two Panes A and B. Each Pane has fifty stamps made up of five rows of ten (5c and 14c values) and ten rows of five

(35c value). The 5c and 14c values are of the horizontal format and the 35c value is of the vertical format.

Perforation of Margins

In the 5c and 14c values, the top margin of Pane A is imperforate. The other three margins of this same Pane and the four margins of Pane B are all perforated. Other printing marks were seen at each corner of the Printed Sheet and they may have been seen at each end of the top margin of Panes A and at each end of the bottom margin of Panes B.

In the 35c value the right hand margin of Pane B is imperforate. The other three margins of this same Pane and the four margins of Pane A are all perforated. Other printing marks were seen at each corner of the Printed Sheet and they may have been seen at each end of the left hand margin of Pane A and at each end of the right hand margin of Pane B.

Plate/Pane Numbers

These, like the colour checks, are printed in different positions on the margins, of each Pane, of each value. They are seen above the first and last stamps of the top row and also under the first and last stamps of the bottom row.

5c = 1Ax4, 1Bx4; 14c = 1Ax4, 1Bx4; 35c = 1Ax4, 1Bx4

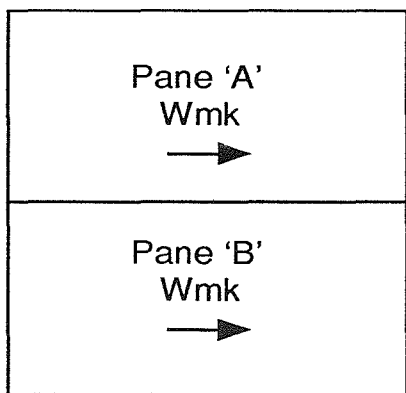


Fig. (a)

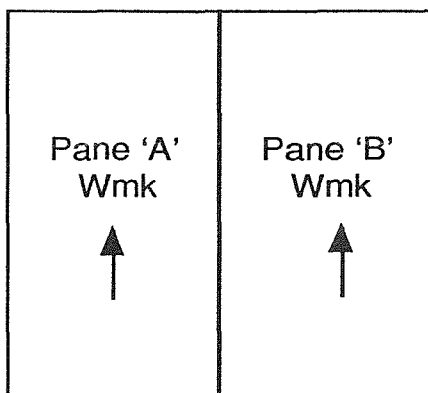


Fig. (b)

From a study of details given, the Printed Sheet of each value before cutting into Panes, would look as shown in fig (a) for the 5c and 14c values and as shown in fig (b) for the 35c value. Looking at the Printed Sheets as shown, stamps of all values would be seen the right way up, hence why watermark is sideways in the 5c and 14c values and upright in the 35c value. Perforator ran from top to bottom in fig (a) and from right to left in fig (b).

Imprint Blocks

The imprint "PRINTEX LIMITED MALTA" is seen below the fifth and sixth stamps of the bottom row in each Pane, in the 5c and 14c values, printed in Black.

In the 35c value, it is seen under the third stamp, of the bottom row of each Pane, also printed in Black. An Imprint Block of four or six of the 5c and 14 values would contain the Imprint, but a block of six of the 35c value will contain the Imprint, colour checks and the Plate/Pane numbers.

A special hand-postmark incorporating a motif was used for cancellation on the first day of issue.

This set will remain on sale up to 26 April 1996, unless stocks are previously exhausted.

Up to 12.45pm on the first day of issue, sales amounted to Lm22,247.

