



---

SUBJECT:	<b>Hairdressing and Beauty</b>
UNIT:	1
ASSIGNMENT:	3 – Controlled
TITLE:	Basic makeup knowledge and skills
DATE SET:	25 <sup>th</sup> April 2022
DEADLINE:	23 <sup>rd</sup> May 2022

---

### General Instructions

- Lines provided for sub-questions (a) and (b) indicate the length expected in the candidate's answers.
- Lines provided for sub-questions (c) do **not** necessarily indicate the length and depth of the expected answers.
- Application criteria will be assessed in class.
- The time required to complete practical tasks will be communicated by the teacher.
- Answers may be either in English or in Maltese.

### Candidate's Declaration of Authenticity

I, the undersigned, \_\_\_\_\_ (*Name and Surname*), declare that all the work I shall submit for this assignment will be my own.

I further certify that if I use the ideas, words, or passages from existing sources, I will quote those words or paraphrase them and reference them by making use of a reference system.

I am aware that should I submit work which is not mine, or work which has been copied from one or more sources, I will be penalised as per MATSEC Examinations Board policies related to plagiarism.

Candidate's Signature: \_\_\_\_\_

I.D. Card No.: \_\_\_\_\_

Date: \_\_\_\_\_

**General Scenario**

- Maria works in a Hairdressing and Beauty Salon as a makeup artist.
- Maria is currently training Jane, to carry out makeup sessions on her clients.
- Maria has to make sure that Jane has the relevant knowledge and skills before working on clients.

**SECTION A – WRITE-ON**

Answer **ALL** questions in the space provided.

**Question 1**

**K-7 (4 marks)**

a. List the **FIVE** basic face shapes.

Face Shape 1: \_\_\_\_\_

Face Shape 2: \_\_\_\_\_

Face Shape 3: \_\_\_\_\_


Face Shape 4: \_\_\_\_\_







Face Shape 5: \_\_\_\_\_




b. Identify the following different facial features provided in Table 1. Use face features provided below.

hooded eye shape	thin lips	asymmetrical ears	wide set eye shape
full lips	hooked nose shape	high forehead	pointed nose shape
	protruding ears	low forehead	

Table 1: Face Features

		Facial Features
i.	 <p>(Source: <a href="http://shorturl.at/lwBE4">shorturl.at/lwBE4</a>)</p>	<hr/>

ii.	 <p>(Source: <a href="http://shorturl.at/lwBE4">shorturl.at/lwBE4</a>)</p>	<hr/> <hr/>
iii.	 <p>(Source: <a href="http://shorturl.at/opBC5">shorturl.at/opBC5</a>)</p>	<hr/> <hr/>
iv.	 <p>(Source: <a href="http://shorturl.at/opBC5">shorturl.at/opBC5</a>)</p>	<hr/> <hr/>
v.	 <p>(Source: <a href="http://shorturl.at/eimL8">shorturl.at/eimL8</a>)</p>	<hr/> <hr/>
vi.	 <p>(Source: <a href="http://shorturl.at/cjpLN">shorturl.at/cjpLN</a>)</p>	<hr/> <hr/>
vii.		<hr/> <hr/>

viii.		<hr/> <hr/>
ix.	 <p data-bbox="389 1032 686 1059"><i>(Source: <a href="https://shorturl.at/tvJ07">shorturl.at/tvJ07</a>)</i></p>	<hr/> <hr/>
x.	 <p data-bbox="389 1516 686 1543"><i>(Source: <a href="https://shorturl.at/ptIO2">shorturl.at/ptIO2</a>)</i></p>	<hr/> <hr/>

- c. Illustrate how to correct/enhance the following **TWO** face shapes by shading with a brown pencil for correction (contour) and colouring with a yellow pencil for enhancing (highlighting) on the face shapes given below.



(Source: <http://www.eyelicious.co.uk/faceshapes.htm>)

**Question 2**

**K-8 (4 marks)**

a. Name **TEN** different types of makeup brushes.

Brush 1: \_\_\_\_\_

Brush 2: \_\_\_\_\_

Brush 3: \_\_\_\_\_

Brush 4: \_\_\_\_\_

Brush 5: \_\_\_\_\_

Brush 6: \_\_\_\_\_

Brush 7: \_\_\_\_\_

Brush 8: \_\_\_\_\_

Brush 9: \_\_\_\_\_

Brush 10: \_\_\_\_\_

b. Outline the use of **FIVE** different types of makeup brushes mentioned in Question 2(a).

Brush: \_\_\_\_\_

Use of Brush: \_\_\_\_\_

\_\_\_\_\_

Brush: \_\_\_\_\_

Use of Brush: \_\_\_\_\_

\_\_\_\_\_

Brush: \_\_\_\_\_

Use of Brush: \_\_\_\_\_

\_\_\_\_\_

Brush: \_\_\_\_\_

Use of Brush: \_\_\_\_\_

\_\_\_\_\_

Brush: \_\_\_\_\_

Use of Brush: \_\_\_\_\_

\_\_\_\_\_

c. Relate the following **TEN** makeup products with the appropriate brush or tool. In your answer include how the brush or tool will be used for applying the product.

concealer	liquid foundation	loose powder	blusher	eye-shadow
liquid liner	eye pencil	highlighter	lip stick	contouring product

\_\_\_\_\_

\_\_\_\_\_

\_\_\_\_\_

\_\_\_\_\_

\_\_\_\_\_

\_\_\_\_\_

\_\_\_\_\_

\_\_\_\_\_

\_\_\_\_\_

\_\_\_\_\_

\_\_\_\_\_

\_\_\_\_\_

\_\_\_\_\_

\_\_\_\_\_

\_\_\_\_\_

\_\_\_\_\_

\_\_\_\_\_

\_\_\_\_\_

\_\_\_\_\_

\_\_\_\_\_

\_\_\_\_\_

\_\_\_\_\_



---

---

---

---

---

---

---

---

---

---

---

---

---

---

---

---

---

---

---

---

---

---

---

---

---

## SECTION B – PRACTICAL

### Background information

- In this task you are going to be assessed on the application of day makeup on a client including corrective makeup.
- The makeup should be applied on a client (**not** on a mannequin head).
- The teacher will instruct you on how to select the model/student before the assessment of this criteria.
- Students are to bring their makeup brushes and makeup products.

### Question 1

**A-4 (10 marks)**

- a. Prepare the necessary tools and materials required to perform a day makeup on a client.
- b. Perform a basic day makeup on your client.
- c. Apply corrective makeup on your client based on **ONE** face feature.

No marks will be awarded unless all appropriate PPE are used and Health and Safety Practices are strictly abided to.

## SECTION B – PRACTICAL

### Background information

- In this task you are going to be assessed on the application of day makeup on a client including corrective makeup.
- The makeup should be applied on a client (**not** on a mannequin head).
- The teacher will instruct you on how to select the model/student before the assessment of this criteria.
- Students are to bring their makeup brushes and makeup products.

### Question 2

**A-5 (10 marks)**

- a. Prepare the necessary tools and materials required to perform evening makeup on a client.
- b. Perform an evening makeup on your client.
- c. Perform an evening makeup on your client including contouring and highlighting based on **ONE** face feature.

No marks will be awarded unless all appropriate PPE are used and Health and Safety Practices are strictly abided to.

