



| | |
|-------------|-----------------------------------|
| SUBJECT: | Hairdressing and Beauty |
| UNIT: | 1 |
| ASSIGNMENT: | 3 – Controlled |
| TITLE: | Basic makeup knowledge and skills |
| DATE SET: | 17 th April 2023 |
| DEADLINE: | 17 th May 2023 |

General Instructions

- Lines provided for sub-questions (a) and (b) indicate the length expected in the candidate's answers.
- Lines provided for sub-questions (c) do **not** necessarily indicate the length and depth of the expected answers.
- Application criteria will be assessed in class.
- The time required to complete practical tasks will be communicated by the teacher.
- Answers may be either in English or in Maltese.

Candidate's Declaration of Authenticity

I, the undersigned, _____ (*Name and Surname*), declare that all the work I shall submit for this assignment will be my own.

I further certify that if I use the ideas, words, or passages from existing sources, I will quote those words or paraphrase them and reference them by making use of a reference system.

I am aware that should I submit work which is not mine, or work which has been copied from one or more sources, I will be penalised as per MATSEC Examinations Board policies related to plagiarism.

Candidate's Signature: _____

I.D. Card No.: _____

Date: _____

General Scenario

- Sara is working as a junior makeup artist during the Malta Fashion Week.
- Her main job is to assist the makeup artists in preparing all the tools needed to complete different makeup looks.
- Sara also needs to determine the face shape of each model and choose the makeup products accordingly.

SECTION A – WRITE-ON

Answer **ALL** questions in the space provided.

Question 1

K-7 (4 marks)

a. List the **FIVE** basic face shapes.

Face Shape 1: _____

Face Shape 2: _____

Face Shape 3: _____





Face Shape 4: _____






Face Shape 5: _____

b. Identify the different facial features as shown in the pictures provided in Table 1. Use facial features from the ones provided below.

| | | | | | |
|-----------------|---------------|--------------|---------------|----------------|-------------|
| dropping lips | wide-set eyes | small ears | high forehead | close-set eyes | full lips |
| protruding ears | deep-set eyes | low forehead | pointed nose | thin lips | hooked nose |

Table 1: Face Features


| | | Facial Features |
|------|--|-----------------|
| i. |  <p>(Source: https://bit.ly/3vx8rsg)</p> | <hr/> |
| ii. |  <p>(Source: https://bit.ly/3vrkV4r)</p> | <hr/> |
| iii. |  <p>(Source: https://bit.ly/3zKYU3m)</p> | <hr/> |
| iv. |  <p>(Source: https://bit.ly/3zOYvN7)</p> | <hr/> |

| | | |
|-------|--|-------|
| v. |  <p>(Source: https://bit.ly/2PKV67Y)</p> | <hr/> |
| vi. |  <p>(Source: https://bit.ly/3BDsWHL)</p> | <hr/> |
| vii. |  <p>(Source: https://bit.ly/3bpGYSy)</p> | <hr/> |
| viii. |  <p>(Source: https://www.pinterest.com/)</p> | <hr/> |
| ix. |  <p>(Source: https://bit.ly/3Bxh0Hq)</p> | <hr/> |


| | | |
|----|---|-------------|
| X. |  | <hr/> <hr/> |
|----|---|-------------|

(Source: <https://bit.ly/3QaoOTp>)

c. Illustrate how to correct and enhance the **TWO** face shapes shown below. On each face shape: Show contouring by shading and correcting using a brown pencil colour and show highlighting by colouring in and enhancing using a yellow pencil colour.



Source: <https://bit.ly/3Jvc9bB>



Source: <https://bit.ly/3JOsx7b>

Question 2

K-8 (4 marks)

a. Name **TEN** different types of makeup brushes.

Brush 1: _____

Brush 2: _____

Brush 3: _____

Brush 4: _____

Brush 5: _____

Brush 6: _____

Brush 7: _____

Brush 8: _____

Brush 9: _____

Brush 10: _____

b. Outline the use of different types of makeup brushes. Each brush can only be outlined once.

i. The use of **TWO** different brushes used for the face.

Brush 1: _____

Use: _____

Brush 2: _____

Use: _____

ii. The use of **TWO** different brushes used for the eyes.

Brush 1: _____

Use: _____

Brush 2: _____

Use: _____

iii. The use of **ONE** brush used for corrective make-up.

Brush 1: _____

Use: _____

c. Relate the following **TEN** makeup products according to the appropriate brush or tool used to apply the product correctly. In your answer provide a reason for using that brush or tool in the application of that particular product.

| | | | | |
|--------------------|--------------------|------------|--------------|---------------------|
| lip stick | compact foundation | eye-shadow | eye pencil | liquid liner |
| contouring product | concealer | blusher | loose powder | highlighter product |

SECTION B – PRACTICAL

Background information

- In this task, the students will be assessed on the application of day makeup on a client.
- The day makeup should include corrective makeup applied on **ONE** face feature.
- The makeup should be applied on a client (**not** on a mannequin head).
- Before the assessment of this criteria, the teacher will instruct the students on how to select the client on whom the makeup will be applied.
- The students are to bring their own makeup brushes and makeup products.

Question 1

A-4 (10 marks)

- a. Prepare the tools and materials required to perform a day makeup on a client.
- b. Perform a basic day makeup on the client.
- c. Apply corrective makeup on the client based on **ONE** face feature.

No marks will be awarded unless all appropriate PPE are used, and Health and Safety Practices are strictly abided to.

SECTION B – PRACTICAL

Background information

- In this task, the students will be assessed on the application of evening makeup on a client.
- The evening makeup should include corrective/enhancing makeup customised on **ONE** face feature.
- The makeup should be applied on a client (**not** on a mannequin head).
- Before the assessment of this criteria, the teacher will instruct the students on how to select the client on whom the makeup will be applied.
- The students are to bring their own makeup brushes and makeup products.

Question 2

A-5 (10 marks)

- a. Prepare the tools and materials required to perform evening makeup on a client.
- b. Perform an evening makeup on the client.
- c. Perform an evening makeup on the client including contouring and highlighting. Makeup should be customised according to **ONE** face feature.

No marks will be awarded unless all appropriate PPE are used, and Health and Safety Practices are strictly abided to.

