



L-Università  
ta' Malta

**MATSEC**  
Examinations Board



## **Statistical Report**

**Matriculation Certificate Examinations 2022**

## FOREWARD

Assessment is an integral part of the educational system, however, it has challenges and questions for anyone in the field, be it candidates, educators or policymakers. Over the years MATSEC has designed assessments that are fair, valid and reliable. The year 2022 was nothing different from previous years as candidates were always at the centre of what we do.

Many challenges that MATSEC encountered were still related to the COVID-19 pandemic. Candidates sitting for MATSEC Matriculation examinations in 2022, did not sit for SEC examinations but instead were given a predicted level based on their school-leaving examinations in the various schools. The pandemic also impacted their post-secondary educational journey. MATSEC remained focussed on supporting candidates' needs and, in consultation with all post-secondary schools, issued once again slight changes in its syllabi to mitigate for the disruptions in the learning process. This meant that in total 4,146 candidates for the First Session and 2,799 candidates for the Second Session had the possibility to obtain subject qualifications that reflect what they have studied through valid and reliable assessments.

The report covers various aspects of the two sessions of examinations, including the number of candidates who managed to obtain the Matriculation Certificate, the high rate in absenteeism and the rise in the trend of first year sixth form students that decide to sit for Matriculation examinations before the end of their course. On this latter point, one has to note that matriculation syllabi are designed in such a way to be covered during the two year course of post-secondary study. Engagement in sitting for examinations before the end of this period will come most probably to the detriment of other parts of the curriculum, [including hidden curriculum] which are usually associated with this period of schooling.

This report is intended to be a useful and accessible resource for anyone interested in educational assessment in Malta. It may not be comprehensive but it gives a good description of the two sessions in numbers. It is a starting point for further exploration and research and dialogue.

I would like to thank the authors and reviewers of this report, as well as other members of staff that were involved in one way or another in the compilation of the report. I would also like to express my gratitude to all MATSEC members of staff, examiners and also the Examinations Department for their work and efforts during the examination sessions.

The Director  
MATSEC  
June 2023

**TABLE OF CONTENTS**

EXECUTIVE SUMMARY .....	7
1. INTRODUCTION .....	9
Background.....	9
Administrative Information .....	10
Requests for Examination Access Arrangements.....	12
The Examination Centres.....	12
Oral Examinations.....	13
Coursework.....	15
Practical Examinations.....	15
Revision of Papers .....	17
Examiners' Reports.....	17
2. FIRST SESSION REGISTRATIONS.....	18
3. FIRST SESSION RESULTS .....	33
4. SECOND SESSION REGISTRATIONS.....	44
5. SECOND SESSION RESULTS.....	48
6. GENERAL STATISTICS.....	56
Registrations.....	56
Trends in Subject Choice .....	58
Passes in 2022.....	64
Revision of Papers .....	69
7. CONCLUSION .....	72
APPENDIX A.....	73
APPENDIX B.....	79

## Statistical Report (2022): Matriculation Certificate Examinations

### LIST OF TABLES

<i>Table 1.1: Grade Points Awarded per Grade</i>	10
<i>Table 1.2: Registrations for Matriculation Examinations 2022</i>	11
<i>Table 1.3: Oral Examinations: Advanced Level</i>	13
<i>Table 1.4: Oral Examinations: Intermediate Level</i>	14
<i>Table 1.5: Examiners Used for Orals of Advanced Level Examinations</i>	14
<i>Table 1.6: Examiners Used for Orals of Intermediate Level Examinations</i>	14
<i>Table 1.7: Advanced Level Practical Examinations (First Session)</i>	15
<i>Table 2.1: Total Number of Candidates Sitting for Matriculation Examinations</i>	18
<i>Table 2.2: First Session Registrations by Year of Birth and Sex</i>	18
<i>Table 2.3: Matriculation Examination First Session Registrations by Subject and Sex</i>	20
<i>Table 2.4: First Session Registrations by Number of Subjects, Level and Sex</i>	25
<i>Table 2.5: Number of Requests for Examination Access Arrangements by Presenting Condition</i>	26
<i>Table 2.6: Number of Registrations by Subject by Candidates who Requested Access Arrangements</i>	27
<i>Table 2.7: First Session Registrations of Matriculation Examinations Candidates by Region and Locality</i>	28
<i>Table 2.8: First Session Registrations for Revision of Papers</i>	32
<i>Table 3.1: First Session - Advanced Level Results by Subject and Sex</i>	33
<i>Table 3.2: First Session - Intermediate Level Results by Subject and Sex</i>	36
<i>Table 3.3: First Session – Results of Candidates with Examination Access Arrangements</i>	41
<i>Table 3.4: First Session – Summary of results of candidates with EAA and candidates without EAA</i>	42
<i>Table 3.5: First Session - Outcomes of Requests for Revision of Papers</i>	42
<i>Table 3.6: Matriculation Certificates Awarded in the First Session</i>	43
<i>Table 4.1: Total Number of Candidates Sitting for the Second Session</i>	44
<i>Table 4.2: Registrations for the Second Session by Year of Birth and Biological Sex</i>	44
<i>Table 4.3: Second Session Matriculation Examination Registrations by Subject and Biological Sex</i>	45
<i>Table 4.4: Second Session Intermediate Level Registrations by Number of Subjects and Biological Sex</i>	46
<i>Table 4.5: Second Session Registrations for Revision of Papers</i>	47
<i>Table 5.1: Second Session - Advanced Level Results by Subject and Biological Sex</i>	48
<i>Table 5.2: Second Session - Intermediate Level Results by Subject and Biological Sex</i>	51
<i>Table 5.3: Second Session – Outcomes of Requests for Revision of Papers</i>	54
<i>Table 5.4: Matriculation Certificates Awarded in the Second Session</i>	54
<i>Table 6.1: Matriculation Certificates Awarded (First and Second Sessions)</i>	64
<i>Table 6.2: Passes in Advanced Level Subjects (First and Second Sessions)</i>	66
<i>Table 6.3: Passes in Intermediate Level Subjects (First and Second Sessions)</i>	68
<i>Table 6.4: Percentage Applications for Revision of Papers by Year, Session and Level</i>	69
<i>Table 6.5: Percentage Upgrades from Revision of Papers by Year, Session and Level</i>	71
<i>Table B.1: Subject combinations: Advanced level subjects (First session)</i>	80
<i>Table B. 2: Subject combinations: Intermediate level subjects (First session)</i>	81

## Statistical Report (2022): Matriculation Certificate Examinations

### LIST OF FIGURES

<i>Figure 2.1: Advanced Registration by Sex: Group 1</i>	21
<i>Figure 2.2: Advanced Registration by Sex: Group 2</i>	21
<i>Figure 2.3: Advanced Registration by Sex: Group 3</i>	21
<i>Figure 2.4: Advanced Registration by Sex: Group 4</i>	22
<i>Figure 2.5: Intermediate Registration by Sex: Group 1</i>	22
<i>Figure 2.6: Intermediate Registration by Sex: Group 2</i>	23
<i>Figure 2.7: Intermediate Registration by Sex: Group 3</i>	23
<i>Figure 2.8: Intermediate Registration by Sex: Group 4</i>	23
<i>Figure 2.9: Advanced Registration per Group by Sex</i>	24
<i>Figure 2.10: Intermediate Registration per Group by Sex</i>	25
<i>Figure 2.11: First Session Registrations of Matriculation Examinations Candidates by Region</i>	30
<i>Figure 6.1: Total Number of Candidates Registering for Matriculation Examinations, by Year</i>	56
<i>Figure 6.2: Number of Candidates using the Second Session as a First Sit, by Year and Sex</i>	57
<i>Figure 6.3: Percentage of absent candidates in the First session, by year of examination</i>	57
<i>Figure 6.4: Number of Candidates applying for Access Arrangements from 2004 to 2022</i>	58
<i>Figure 6.5: Trends in Registrations: Advanced Group 1 Subjects</i>	58
<i>Figure 6.6: Trends in Registrations: Advanced Group 2 Subjects</i>	59
<i>Figure 6.7: Trends in Registrations: Advanced Group 3 Subjects</i>	59
<i>Figure 6.8: Trends in Registrations: Advanced Group 4 Subjects</i>	60
<i>Figure 6.9: Trends in Registrations: Intermediate Group 1 Subjects</i>	61
<i>Figure 6.10: Trends in Registrations: Intermediate Group 2 Subjects</i>	61
<i>Figure 6.11: Trends in Registrations: Intermediate Group 3 Subjects</i>	62
<i>Figure 6.12: Trends in Registrations: Intermediate Group 4 Subjects</i>	62
<i>Figure 6.13: Trends in Registrations: Intermediate Systems of Knowledge</i>	63
<i>Figure 6.14: Percentage of the 18-year-old cohort who qualified for the Matriculation Certificate, by Year of Assessment and Sex</i>	65
<i>Figure 6.15: Percentage Applications for Revision of Papers by Year, Session and Level</i>	70
<i>Figure 6.16: Percentage Upgrades from Revision of Papers by Year, Session and Level</i>	70

**LIST OF ABBREVIATIONS**

ADSC – Access - Disability Support Committee (at the Università ta’ Malta)

AM – Advanced Matriculation

IM – Intermediate Matriculation

EAA – Examination Access Arrangement

MATSEC – Matriculation and Secondary Education Certificate

MQF – Malta Qualifications Framework

SBA – School Based Assessment (assessment used to evaluate candidate learning which is performed during their course and can be set by teachers, schools or the MATSEC Examinations Board depending on the case)

SEC – Secondary Education Certificate

SEC IIA – SEC Paper IIA option

SEC IIB – SEC Paper IIB option

UM – Università ta’ Malta

NSO – National Statistics Office

### EXECUTIVE SUMMARY

This document reports on the Matriculation Examination sessions of 2022. An overview of the administration aspect of the examinations is presented, followed by the registration and results data of the examination sessions held in the First (March-June) and Second (September) sessions of examination. It also presents some statistics from previous sessions to indicate some trends that have been developing since the Matriculation Certificate examinations were introduced in the Maltese Islands and continue to develop along the years.

The 2022 session is the tenth full session since the change in regulations in 2012 and the fourth session of which candidates' registration costs were paid by the Government of Malta. The sessions of 2022 are the third set in which assessments were held with mitigation measures for the COVID-19 pandemic. However, such measures are gradually decreasing and only a few measures were still in place in 2022. In fact, the 2022 examination sessions were held in the usual periods, coursework was moderated, and many of the oral and practical examinations were held.

Registrations were made for 4,146 candidates (1,733 males and 2,413 females) for the First session and 2,799 candidates (1,190 males and 1,609 females) for the Second session. In total, there were 4,903 individual registrations for matriculation examinations in 2022. Of the total number of registrations, 1,892 were from candidates born in 2004. Candidates from this cohort make up 57.8% and 49.0% of registrations for the First Session Advanced and Intermediate subject examinations respectively. These are the candidates who turned 18 in 2022.

Some parts of the report use data from these candidates to estimate certain values for the whole 18-year-old population of Malta. When doing so, data is taken from the NSO World Population Day Report. Up until last year, this value was presented along with estimates based on live births. But this value has become untenable as it has exceeded the number of registrations in some cases! Thus, given that the NSO World Population Day report claims that 4,221 18-year-olds resided in Malta in 2022, one can estimate that 44.8% of them registered for one or more matriculation examination.

Like previous years since a change in regulations in 2012, a relatively large proportion of candidates (27.0%) used the Second session as their first attempt of 2022. Most candidates were 17-year-olds (47.2%) of the 2005 cohort, with candidates from the 2004 cohort making up 29.9% of registrations. Like Second sessions of recent years, there were registrations for all subjects offered except for five: IM Russian and Greek and Latin at both levels.

In comparison to 2021, less candidates applied for Examination Access Arrangements (EAA) to access the First Session, but more new candidates did so for the Second Session. For the First Session, 112 (57 males and 55 females) candidates applied for EAA while 74 new applications were made for the Second Session with 17 being new applications. The percentage of candidates applying for EAA to access the First Session of 2022 (2.7%) averages the values of the last seven years. This trend contrasts sharply with that reported at SEC level.

The most popular subjects at Advanced level were English (783 candidates) and Maltese (533 candidates) from Group 1; Marketing (540 candidates) and Accounting (312 candidates) from Group 2; and Computing (163 candidates) and Art (94 candidates) from Group 4. Registrations in Group 3 subjects are, apart from Applied Mathematics, of a comparable magnitude. Although Biology (602 candidates) has the largest number of registrations, Pure Mathematics (514), Chemistry (441), and Physics (402) have similar number of candidates. On the other hand, only a few candidates register for Applied Mathematics, whether the subject is at Advanced or Intermediate level (11 and 37 candidates respectively). At Intermediate level, the popularity of English

## Statistical Report (2022): Matriculation Certificate Examinations

(1,478 candidates), Psychology (1,026 candidates), Pure Mathematics (585 candidates), and PE (197 candidates) is prominent in their respective groups.

Although many varying option choices are made, some subjects such as Advanced Chemistry and Biology; Advanced English and Maltese; Advanced Physics and Pure Mathematics; and any two of Advanced Accounting, Economics, and Marketing are frequently coupled as Advanced level subjects. Registrations in most subjects, as the Matriculation Certificate itself, are marked by a higher percentage of female candidates. This trend is more observable in subjects like IM Biology and Home Economics & Human Ecology and AM Chemistry and Biology. The opposite trend is noticeable in a few subjects like AM Computing, Pure Mathematics and Physics.

The performance of candidates varied across subjects and levels. All the available grades were awarded in most subjects, except for small entry subjects. One can note a decreased rate of candidates obtaining Grades A to C in most subjects at either level when this value as presented in this and recent reports is compared to that of previous years. This is, at least in most part, a result of increasing rate of absenteeism. This remains high since examination registration fees were subsidized by the State in 2018. Absentees for the First session increased from 7.0% (AM) and 4.9% (IM) in 2017 to 13.3% (AM) and 15.6% (IM) in 2022. No-shows for the Second session increased from 8.2% (AM) and 5.0% (IM) in 2017 to 22.2% (AM) and 19.5% (IM) in 2022.

Had the average percentage of candidates obtaining Grades A to C at Advanced and Intermediate level examinations of the First Session (44.8% and 41.8% respectively) been reworked to exclude absent candidates from the total registrations, the figures would change to 54.3% and 50.8% respectively. The same is true for the Second Session, where these percentages would change from 30.2% and 29.5% of candidates obtaining Grades A to C at Advanced and Intermediate levels respectively, to 38.1% and 39.3% of candidates. One should note that for subjects with a coursework component, candidates must be absent for all components and not submit the coursework to be marked absent. This includes the largest entry subject at MC level, Intermediate Systems of Knowledge. The percentage of candidates obtaining Grades A to C would be even higher had these registrations (of candidates presenting coursework only) also to be omitted from this calculation.

In 2022, 1,148 candidates (450 males and 698 females) obtained the Matriculation Certificate following the First session while 190 candidates (81 males and 109 females) did so after the Second session. Thus, a total of 1,338 candidates were awarded the Matriculation Certificate in 2022, including 1,071 (425 males and 646 females) candidates from the 2004 cohort. This means that 25.4% of 18-year-olds residing in Malta qualified for the Matriculation Certificate in 2022. A total of 149 candidates (58 males and 91 females) from the 2003 cohort obtained the Matriculation Certificate in the First session, and a further 50 candidates (19 males and 31 females) obtained the Matriculation Certificate in the Second session. These are likely to be candidates who have repeated or missed an academic year. As stated in the reports of recent years, a few 17-year-old candidates also qualify for the Matriculation Certificate following this session. In 2022, eight 2005 cohort candidates (1 male and 7 females) qualified for the Matriculation Certificate.

The overall percentages of requests for Revision of Papers averaged 5.2% for subjects at Advanced Level and 2.6% for subjects at Intermediate Level in the First session. In the Second session these averaged 3.1% and 4.5% for Advanced and Intermediate level subjects respectively. For Advanced Level subjects of the First Session there was one upgrade of the 378 requests, while there were 10 from the 244 requests at Intermediate level. For the Second Session, there was one upgrade of the 40 requests across Advanced Level subjects, and six from the 173 at Intermediate Level.



## 1. INTRODUCTION

### Background

The Matriculation and Secondary Education Certificate (MATSEC) Examinations Board was set up in 1991. It is responsible for external examinations at two levels: (a) the Matriculation examinations which have replaced the GCE A-levels and (b) the Secondary Education Certificate (SEC) examinations which have replaced the General Certificate of Education Ordinary Level (GCE O-level) offered by English examination boards. The MATSEC Examinations Board offers examinations at Advanced (AM) and Intermediate Matriculation (IM) levels. Some candidates may sit for examinations in single subjects while other candidates may sit for several subjects as required in order to qualify for the Matriculation Certificate.

The Matriculation Certificate is based on the International Baccalaureate model that maintains that students develop into more mature individuals if their studies cover both the areas of the Humanities and the Sciences. In the Matriculation Certificate qualification, subjects are divided into four groups and students must choose one subject from each of Groups 1, 2, and 3 and any other two subjects. This structure ensures that candidates choose subjects from both the Humanities and the Sciences areas. In addition, all students who are aiming to be awarded the Matriculation Certificate are to sit for Systems of Knowledge, a pass in which is obligatory in order to be awarded this certificate. In this system of examinations, students normally study two subjects at Advanced level and another four at Intermediate level, including Systems of Knowledge. Some students may choose to sit for a different mix of Advanced and Intermediate examinations and this option is covered in the regulations. Although any of the subjects offered may be chosen, there are some restrictions laid out in the regulations for the award of the Matriculation Certificate (<http://www.um.edu.mt/matsec/regulations>).

The Matriculation Certificate requirements are intended to provide an opportunity for all students finishing post-secondary school education to obtain external certification for the subjects studied at school. The Matriculation Certificate is the general entry requirement into the University of Malta. In addition, certain Faculties have special course requirements in terms of the subjects needed for admission and the grades that are acceptable for further studies in particular areas. The Matriculation Certificate can be obtained over a period of five years.

The First session of the examinations is held in March-June while a Second session is held in August-September. The regulations of these examinations were first published in 1994, and candidates took the examinations for the first time in 1997. These regulations were amended in 2012 to give candidates the opportunity to qualify for the Matriculation Certificate over a period of five years but the other criteria were not changed. These had resulted in a substantial increase in registrations for the Second session. It has now become quite normal for candidates to sit for MC examinations the first time in a Second session before they finish studying the subject/s at the respective educational institution.

The criteria to obtain the Matriculation Certificate require candidates to obtain a pass in at least one of the subjects offered in each of Groups 1, 2, and 3 and Systems of Knowledge and gain at least 44

## Statistical Report (2022): Matriculation Certificate Examinations

grade points. The Certificate is issued once and it is not graded. The results of the individual subjects are graded A to E, with Grade A being the highest grade. Grade points are awarded as shown in Table 1.1.

Table 1.1: Grade Points Awarded per Grade

Grade	Grade Points Awarded	
	Advanced Level	Intermediate Level
A	30	10
B	24	8
C	18	6
D	12	4
E	6	2

In the Second session, candidates are allowed to sit for only one subject at Advanced level, up to a maximum of four subjects at Intermediate level – one from each of Groups 1, 2, 3 and 4 – and Systems of Knowledge. The same restrictions apply to candidates irrespective of whether they are re-sitting for the examinations or sitting for them for the first time in the Second session.

The present document reports on the Matriculation Certificate examinations which took place in 2022. The report first gives an overview of the administration aspect of the examinations and then presents the registration data and results of both the First and Second sessions. It also presents general statistics of the sessions which have taken place between 1998 and 2022 to indicate trends that have been developing since the Matriculation Certificate system of examinations was introduced in the Maltese islands.

### Administrative Information

The following subjects were offered for examination:

Accounting	Applied Mathematics	Arabic
Art	Biology	Chemistry
Classical Studies*	Computing	Economics
Engineering Drawing**	Graphical Communication**	Engineering Drawing and Graphical Communication*
English	Environmental Science*	French
Geography	German	Greek
History	Home Economics	Information Technology
Italian	Latin	Maltese
Marketing	Music	Physical Education*
Philosophy	Physics	Psychology*
Pure Mathematics	Religious Knowledge	Russian
Sociology	Spanish	Systems of Knowledge*
Theatre and Performance		
<i>*Offered at Intermediate Level only</i>		
<i>**Offered at Advanced Level only</i>		

## Statistical Report (2022): Matriculation Certificate Examinations

The subjects are grouped as follows:

Group	Subjects
1	Arabic, English, French, German, Greek, Italian, Latin, Maltese, Russian, and Spanish.
2	Accounting, Classical Studies, Economics, Geography, History, Marketing, Philosophy, Psychology, Religious Knowledge, and Sociology.
3	Applied Mathematics, Biology, Chemistry, Environmental Science, Physics, and Pure Mathematics.
4	Art, Computing, Engineering Drawing, Engineering Drawing / Graphical Communication, Graphical Communication, Home Economics & Human Ecology, Information Technology, Music, Physical Education, and Theatre and Performance.
	Systems of Knowledge

The timetables for both the First and Second sessions were issued in mid-October 2021 on the MATSEC website (a copy is available as Appendix A). Registration for the First Session of examinations took place between the 15 and 26 November 2021. Late applications were received between the 2 and 3 December 2021. First session applications were received at the Department of Examinations, Floriana and the Examinations Centre, Victoria, Gozo. They were processed by the Examinations Department, Floriana. Registration for the Second session was online and took place between the 19 and the 25 July 2022. Late applications were received on the 27 and 28 July 2022. Applications for the Second session were received and processed by MATSEC, Università ta' Malta. For both sessions, very late registrations were accepted directly by MATSEC following the late registration period.

A total of 4,146 candidates (1,733 males and 2,413 females) registered for the First session of Matriculation examinations of 2022. Of these, 842 (20.3%) candidates registered for enough examinations to obtain the Matriculation Certificate following the First session.

A total of 2,799 candidates (1,190 males and 1,609 females) sat for the Second session of Matriculation examinations of 2021. Of these, 1,863 (75.8%) candidates had sat for one or more examinations in the First session while 595 (24.2%) candidates used the Second session of 2021 as their first sit for the year. Table 1.2 below shows the number of subject registrations for the Advanced and Intermediate Matriculation examinations in 2022.

*Table 1.2: Registrations for Matriculation Examinations 2022*

Session	Advanced Level			Intermediate Level		
	Males	Females	Total	Males	Females	Total
<b>First Session</b>	1291	1770	3061	1529	2137	3666
<b>Second Session</b>	560	735	1295	985	1346	2331

The written examinations took place between 29 April and 6 June 2022 for the First session. Results were sent by sms and result slips on the 13 August 2021. In this session, there were 4,136 (99.8%) of

the Matriculation Examination candidates who applied to receive their results by sms. For the Second session, written examinations took place between 26 August and 2 September 2022. Results were sent on the 5 November by post and by sms for the 2,726 (97.4%) candidates who applied for the service.

Candidates were given the option to receive results by registered mail. Of the 2022 First and Second session candidates, 1,201 (29.0%) and 2,207 (78.8%) candidates applied for this option respectively.

### **Requests for Examination Access Arrangements**

Requests for Examination Access Arrangements (EAAs) during MATSEC examinations were received during the period of registration. Candidates were required to fill in a special form available to download from the MATSEC website. This year, 112 applicants were granted EAAs for the First session after being considered by the ACCESS-Disability Support Committee of the Università ta' Malta. Besides these candidates, for the Second session, there were seventeen new requests for EAAs.

### **The Examination Centres**

The administration of the examinations in the different centres, including the running of the centres and invigilation during examinations, is the responsibility of the Examinations Department, Floriana.

Due to the social distancing regulations as part of the national mitigation measures against the Covid-19 pandemic. A total of 20 centres were used for the First session with no examinations being held abroad. These are listed below.

- G F Abela Junior College
- Giovanni Curmi Higher Secondary
- Gozo Exams Centre
- Maria Regina College Naxxar Middle School
- St Aloysius' College
- St Benedict College Secondary Kirkop
- St Elmo Examinations Centre
- St Gorg Preca College Blata l-Bajda Middle School
- St Gorg Preca College Primary Valletta
- St Gorg Preca College Secondary School Hamrun
- St Ignatius College Handaq Secondary School
- St Margaret Coll Learn Supp Centre Fortini Birgu
- St Margaret College Verdala secondary School
- St Nicholas College Dingli Secondary School
- St Theresa College Middle School Birkirkara

## Statistical Report (2022): Matriculation Certificate Examinations

- St Theresa College Secondary School Mriehel
- St Theresa College Sta Venera
- St Thomas More College Hamrun Secondary and MVPA
- St. Margaret College Primary Birgu
- St. Margaret College Primary Kalkara

A total of 7 centres were used for the Second session. These are shown below. Several examinations were held in Poland.

- G.F. Abela Junior College, Msida
- Gozo Examinations Centre
- Maria Regina College Middle School, Naxxar
- Mikiel Anton Vassalli College, Hamrun
- St Nicholas Secondary School, Dingli
- St Theresa Middle School, Birkirkara
- St. Aloysius College 6th Form, Birkirkara

### Oral Examinations

The two tables that follow show the dates of oral examinations for subjects with such a component. Table 1.3 shows information for subjects at Advanced level while Table 1.4 shows the same information for Intermediate level subjects. This component was not assessed in English at both Intermediate and Advanced level as a mitigation measure for the COVID-19 pandemic.

*Table 1.3: Oral Examinations: Advanced Level*

<b>Subject</b>	<b>Dates</b>
<b>Arabic</b>	12 April
<b>English</b>	n/a
<b>French</b>	6 April
<b>German</b>	12 April
<b>Italian</b>	23 April
<b>Maltese</b>	21 - 24 March
<b>Music</b>	6 June
<b>Russian</b>	12 April
<b>Spanish</b>	12 April

## Statistical Report (2022): Matriculation Certificate Examinations

Table 1.4: Oral Examinations: Intermediate Level

Subject	Dates
Arabic	7 April
English	n/a
French	11 April
German	7 April
Italian	7 April
Maltese	9 April
Russian	7 April
Spanish	7 April

An expression of interest for teachers and other professionals to act as examiners for oral examinations was published on the MATSEC website and circulated across schools. Tables 1.5 and 1.6 show the numbers of examiners involved in the different subjects at the two levels.

Table 1.5: Examiners Used for Orals of Advanced Level Examinations

Subject	Malta	Gozo	Total
Arabic	3	0	3
English	0	0	0
French	3	1	4
German	3	1	4
Italian	5	1	6
Maltese	8	3	11
Russian	1	0	1
Spanish	3	1	4
<b>Total</b>	<b>26</b>	<b>7</b>	<b>33</b>

Table 1.6: Examiners Used for Orals of Intermediate Level Examinations

Subject	Malta	Gozo	Total
Arabic	2	0	2
English	0	0	0
French	5	1	6
German	4	1	5
Italian	6	1	7
Maltese	9	2	11
Russian	1	0	1
Spanish	3	1	4
<b>Total</b>	<b>30</b>	<b>6</b>	<b>36</b>

## Coursework

There were five subjects at Advanced Level and three subjects at Intermediate Level with a coursework component in 2022. Coursework had to be submitted in these subjects with some mitigation measures to control the impact of the COVID-19 pandemic: Advanced Art, Advanced Computing, Advanced Geography, Advanced Home Economics and Human Ecology, Advanced Information Technology, Intermediate Art, Intermediate Information Technology and Intermediate Systems of Knowledge. For Intermediate Computing, no coursework had to be submitted in 2022.

AM Biology has an ongoing assessment component which candidates present before the practical examination in the subject. As mitigation measures, the practical examination for Advanced Biology was not held and this coursework component was not collected for assessment. Intermediate and Advanced Theatre and Performance have a similar component which was expected by candidates in 2022.

The coursework of private candidates for both Advanced and Intermediate Level subjects was to be presented to MATSEC, Università ta' Malta or the Examinations Centre, Victoria, Gozo by the 11th March for the first session and by the 1st August 2022 for the second session. Private candidates and a sample of school candidates were called for an interview in relation to the work presented for the coursework component of the subjects under consideration.

## Practical Examinations

Practical examinations at Advanced Level were held in the following subjects: Art, Music, Chemistry, Engineering Drawing, Graphical Communication, Computing, and Theatre and Performance Studies. Mitigation measures were applied to practical components with the exception of Advanced Music while practical examinations for Advanced Physics and Advanced Biology were not held.

Table 1.7 shows the dates of these examinations and the examination centres used for the First session. Table 1.8 shows the data for the Second session for the subjects in which there were registrations.

*Table 1.7: Advanced Level Practical Examinations (First Session)*

Subject	Dates	Examination Centres
<b>Art</b>	4 June	St. Aloysius' College 6th Form/Gozo Examination Centre
<b>Chemistry</b>	3 June	G.F. Abela Junior College; Biology Labs UM; Stella Maris College Gzira; Gozo College Boys Secondary Victoria
<b>Computing</b>	23 November 26 January 9 March 25 May	De La Salle College, St Martin's College, St Aloysius College, G.F. Abela Junior College, Giovanni Curmi HSS, Sir Mikelang Refalo Gozo, IT Services UM
<b>Music</b>	2 June	Saint Aloysius College Birkirkara
<b>Theatre and Performance</b>	Deadline 11 March	MATSEC/Gozo Examinations Centre (Video Recording - Pendrive)

## Statistical Report (2022): Matriculation Certificate Examinations

Practical examinations at Intermediate level were held for Art and Theatre and Performance Studies. Table 1.9 shows the dates and examination centres for these examinations for the First session. Table 1.10 shows the data for the Second session.

*Table 1.8: Advanced Level Practical Examinations (Second Session)*

Subject	Dates	Examination Centres
<b>Art</b>	29 August 30 August	Saint Aloysius College Birkirkara, Gozo Examination Centre
<b>Music</b>	31 August	Mikiel Anton Vassalli College Malta School of Music, Hamrun
<b>Biology</b>	N/A	n/a
<b>Chemistry</b>	26 August	G.F. Abela Junior College
<b>Physics</b>	n/a	n/a
<b>Theatre and Performance</b>	1 August	MATSEC/Gozo Examinations Centre (Video Recording - Pendrive)

*Table 1.9: Intermediate Level Practical Examinations (First Session)*

Subject	Dates	Examination Centres
<b>Art</b>	4 June	Saint Aloysius College Birkirkara, Gozo Examination Centre
<b>Physical Education</b>	25 March - 29 March	St Aloysius' College Sports Complex
<b>Music</b>	27 May	Saint Aloysius College Birkirkara
<b>Theatre and Performance</b>	11 March	MATSEC/Gozo Examinations Centre (Video Recording - Pendrive)

*Table 1.10: Intermediate Level Practical Examinations (Second Session)*

Subject	Dates	Examination Centres
<b>Art</b>	4 June 2022	Maria Regina College Secondary School Naxxar
<b>Physical Education</b>	26 August 2022	St Aloysius' College Sports Complex
<b>Music</b>	Monday 5 September 2022	Mikiel Anton Vassalli College Malta School of Music Hamrun
<b>Theatre and Performance</b>	Monday 1 August 2022	MATSEC/Gozo Examinations Centre (Video Recording - Pendrive)



### **Revision of Papers**

Candidates who are not satisfied with the grade awarded to them in any subject may register for the service of a Revision of Papers. Information about the registration period for this service is posted to the candidates with their result slip. For each subject, an additional examiner is appointed to review the papers of the candidates who ask for a Revision of Papers. A brief report on the candidate's performance is written in each case. This is forwarded to the candidate. A fee of €40 per Intermediate Level subject and of €45 per Advanced Level subject is paid on registration. This fee is refundable in cases where the examiners' panel recommends a change in the original grade, which can only be an upgrade.

Registration for the service of a Revision of Papers took place between 19 and the 26 August 2021 for the First session and on the 9 and 12 November October 2022 for the Second session at MATSEC, Università ta' Malta. For Advanced Matriculation subjects, there were 128 registrations following the First session and 40 registrations following the Second session. For Intermediate Matriculation subjects, there were 151 registrations for a revision of paper following the First session and 173 following the Second session. These values do not compare well with those of 2021.

### **Examiners' Reports**

For each subject, the Chairperson is required to write an Examiners' Report on the performance of the candidates in the examination. The information for this report is compiled from notes and comments made by the subject markers involved in the process. This report provides statistical data on the grades awarded and gives detailed feedback on the performance of the candidates. These reports are posted on the MATSEC website.

## 2. FIRST SESSION REGISTRATIONS

The total number of candidates who registered for the 2022 First session of examinations is given in Table 2.1. Candidates born in 2004 are 18 years of age by the end of the examinations in 2022. As this was the modal age at which candidates used to sit for MC examinations, the number of registrations from this cohort is given. In 2022, 44.7% of the candidates for the First session were 18-year-olds and 842 candidates (20.3%) sat for a combination of subjects which could qualify them for the Matriculation Certificate. A total of 1,055 (25.4%) of registrants were 17-year-olds.

*Table 2.1: Total Number of Candidates Sitting for Matriculation Examinations*

	Males	Females	Total
<b>All Candidates</b>	1733	2413	4146
<b>2004 cohort</b>	790	1063	1853
<b>2005</b>	432	623	1055
<b>2003</b>	282	346	628
<b>All Candidates</b>	1733	2413	4146

Table 2.2 presents the number of registrations for the First session of Advanced and Intermediate Level examinations by year of birth and sex.

*Table 2.2: First Session Registrations by Year of Birth and Sex*

Year	Advanced Level			Intermediate Level		
	Males	Females	Total	Males	Females	Total
<b>&lt;1997</b>	47	108	155	16	66	82
<b>1997</b>	5	4	9	4	1	5
<b>1998</b>	5	11	16	4	3	7
<b>1999</b>	7	12	19	5	14	19
<b>2000</b>	22	20	42	14	16	30
<b>2001</b>	27	32	59	23	30	53
<b>2002</b>	69	86	155	54	87	141
<b>2003</b>	249	301	550	225	298	523
<b>2004</b>	759	1042	1801	767	1031	1798
<b>2005</b>	100	154	254	414	590	1004
<b>2006</b>	1	0	1	3	1	4
<b>Total</b>	<b>1291</b>	<b>1770</b>	<b>3061</b>	<b>1529</b>	<b>2137</b>	<b>3666</b>

The largest number of registrations for both Advanced and Intermediate Level examinations, 58.8% and 49.0% respectively, belonged to the 2004 cohort. This is the cohort that turned eighteen years of age in 2022.

The use of live births in calculating the percentage of 18-year-olds sitting for examinations has been questioned in the past years with the changing demography of Malta. Another measure which could replace live births is the number of people residing in Malta. The National Statistics Office (NSO) stated that there were 4,221 people (2,166 males and 2,055 females) who were born in 2004 and

residing in Malta in 2022<sup>1</sup>. Using the latter statistic, it would mean that 43.9% of the 18-year-old cohort (36.5% of males and 51.7% of females) registered for Matriculation examinations in the First session of 2022. While these calculations are more real as they consider emigrations, immigrations, and deaths, it is difficult to compare with the values published in earlier statistical reports.

Table 2.2 indicates that, in both Advanced and Intermediate Level examinations, there were more registrations from female rather than male candidates. At Advanced Level, 57.8% of registrations were from females while at Intermediate Level, 58.3% of registrations were from females.

After the change in regulations in 2012, an increase in the candidates who sit for MC examinations at the age of 17 was noted. In the 2022 First session, there were 254 (9.0%) registrations for Advanced level subjects and 1,004 (25.9%) registrations for Intermediate level subjects from the 2005 cohort. Moreover, there were five candidates aged 16 for the First session of 2022. Thirteen of the candidates sitting for Matriculation examinations in 2022 were more than 60 years old, with the oldest candidate being 71 years old.

Table 2.3 on the next page provides information on the numbers of candidates, males and females, who applied for the Matriculation examinations at Advanced and Intermediate levels in the different subjects. The figures that follow present the data graphically for each group of subjects. Figures 2.1 to 2.4 present the numbers of male and female registrations per subject at Advanced (AM) level while Figures 2.5 to 2.8 present data for subjects at Intermediate (IM) level.

---

<sup>1</sup> NSO (2021), *World Population Day*. News Release 11 July 2021.

## Statistical Report (2022): Matriculation Certificate Examinations

*Table 2.3: Matriculation Examination First Session Registrations by Subject and Sex*

Subject	Advanced Level			Intermediate Level		
	Males	Females	Total	Males	Females	Total
Accounting	139	173	312	24	42	66
Applied Mathematics	8	3	11	28	9	37
Arabic	6	8	14	4	6	10
Art	18	76	94	3	21	24
Biology	180	422	602	81	336	417
Chemistry	143	298	441	19	35	54
Classical Studies				28	63	91
Computing	129	34	163	73	29	102
Economics	65	62	127	44	28	72
Eng. Drawing & Graph. Comm.				61	27	88
Engineering Drawing	2	1	3			
English	239	544	783	690	788	1478
Environmental Science				161	289	450
French	9	20	29	19	49	68
Geography	19	12	31	48	27	75
German	11	18	29	22	27	49
Graphical Communication	24	17	41			
Greek	0	0	0	1	1	2
History	44	33	77	39	23	62
Home Econ. & Human Ecology	14	75	89	20	58	78
Information Technology	35	14	49	67	32	99
Italian	16	43	59	23	48	71
Latin	1	0	1	0	0	0
Maltese	168	365	533	67	110	177
Marketing	259	281	540	244	286	530
Music	2	6	8	5	7	12
Philosophy	37	67	104	121	172	293
Physical Education				115	82	197
Physics	266	136	402	185	224	409
Psychology				282	744	1026
Pure Mathematics	362	152	514	268	317	585
Religious Knowledge	23	14	37	53	61	114
Russian	2	2	4	4	3	7
Sociology	64	166	230	121	233	354
Spanish	4	28	32	8	32	40
Systems of Knowledge				829	1103	1932
Theatre and Performance	3	19	22	8	38	46

## Statistical Report (2022): Matriculation Certificate Examinations

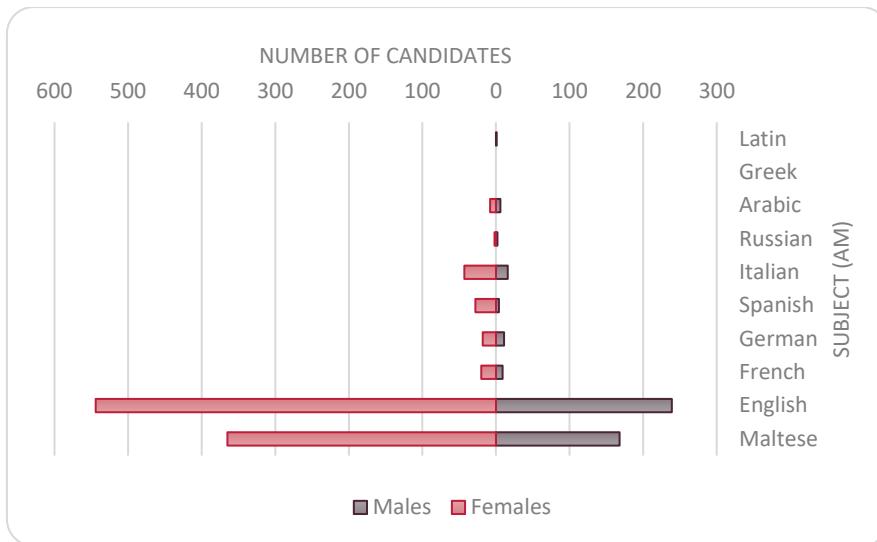


Figure 2.1: Advanced Registration by Sex: Group 1

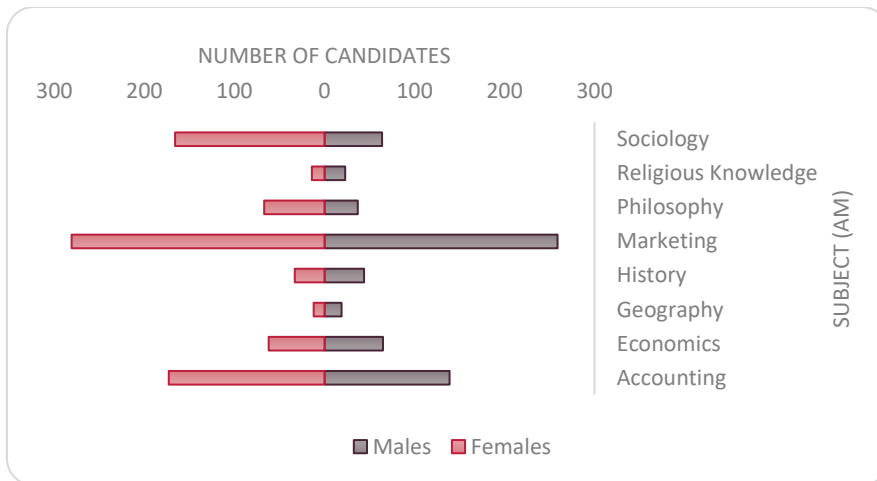


Figure 2.2: Advanced Registration by Sex: Group 2

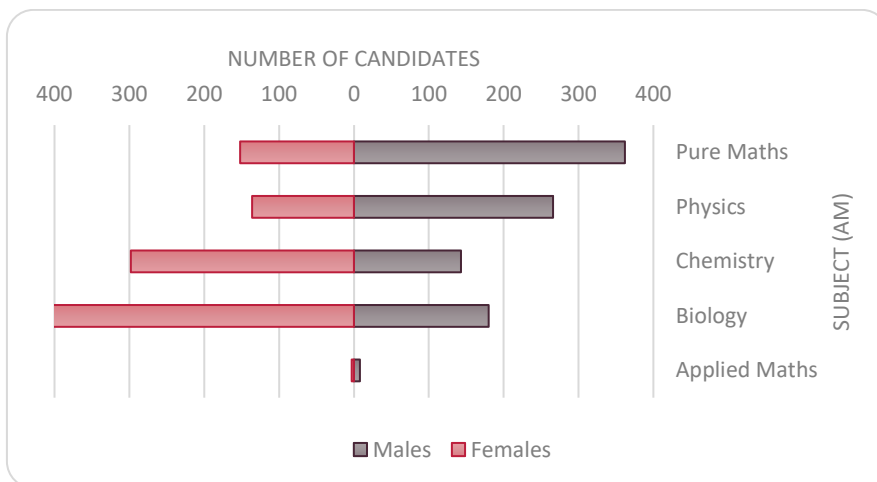


Figure 2.3: Advanced Registration by Sex: Group 3

## Statistical Report (2022): Matriculation Certificate Examinations

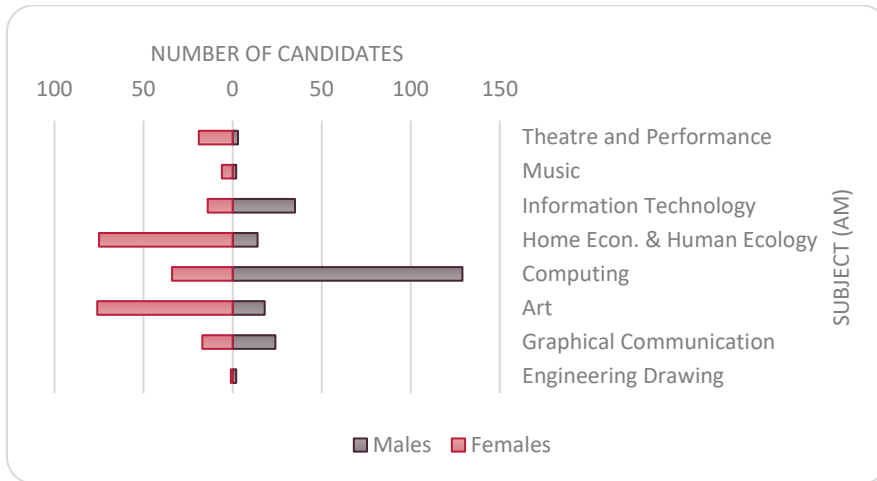


Figure 2.4: Advanced Registration by Sex: Group 4

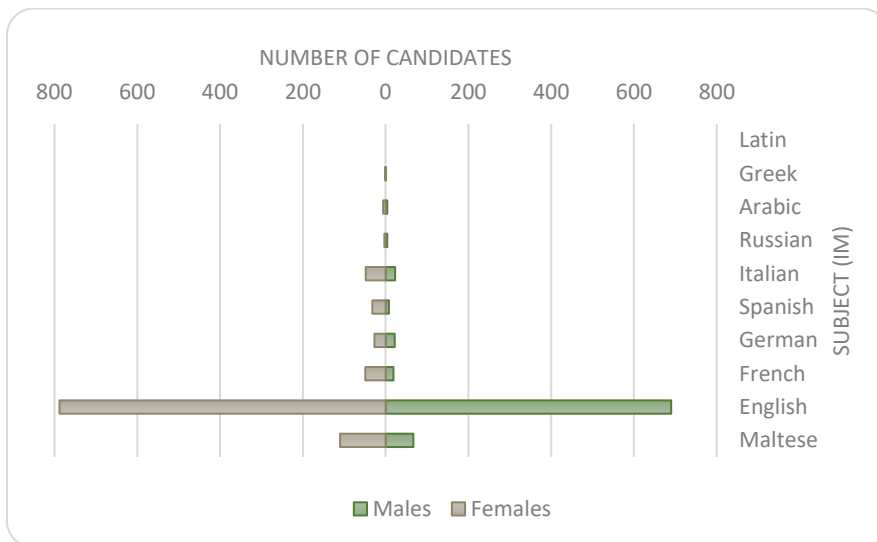


Figure 2.5: Intermediate Registration by Sex: Group 1

## Statistical Report (2022): Matriculation Certificate Examinations

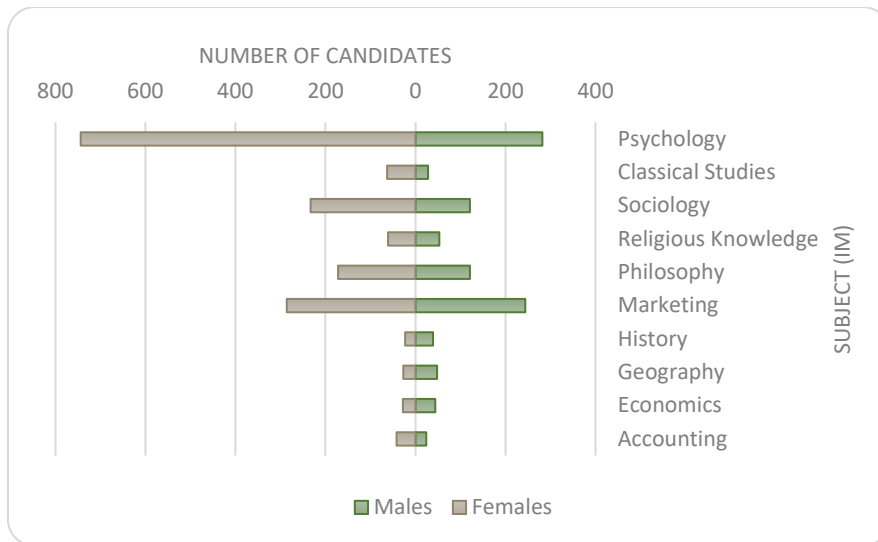


Figure 2.6: Intermediate Registration by Sex: Group 2

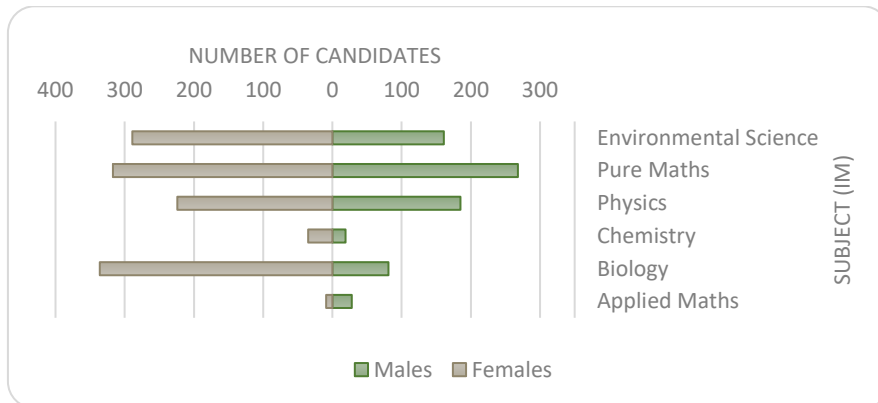


Figure 2.7: Intermediate Registration by Sex: Group 3

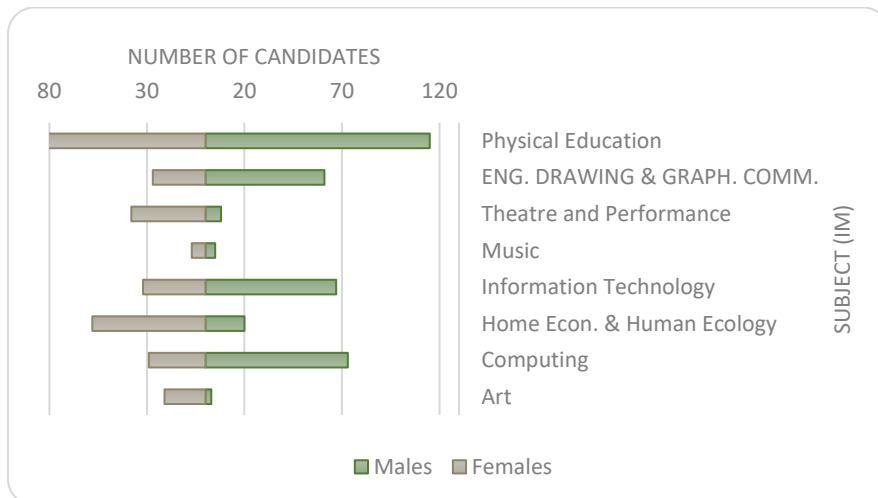


Figure 2.8: Intermediate Registration by Sex: Group 4

## Statistical Report (2022): Matriculation Certificate Examinations

The most popular subjects at Advanced level were English (783 candidates) and Maltese (533 candidates) from Group 1; Marketing (540 candidates) and Accounting (312 candidates) from Group 2; and Computing (163 candidates) and Home Economics & Human Ecology (89 candidates) from Group 4. Registrations in Group 3 subjects are, except for Applied Mathematics, of a comparable magnitude. Although Biology (602 candidates) has the largest number of registrations, Pure Mathematics (514), Chemistry (441), and Physics (402) have similar number of candidates. On the other hand, only a few candidates register for Applied Mathematics, whether the subject is at Advanced or Intermediate level. These trends are identical to those observed last year.

At Intermediate level, the popularity of English (1,478), Psychology (1,026 candidates), and, to a lesser extent, PE (197 candidates) and Pure Mathematics (585) is notable in their respective groups.

Most subjects are marked by a higher number of female candidates. This is true for both Advanced and Intermediate level examinations, however, it is more visible in subjects such as Theatre and Performance, Spanish, Art, Home Economics and Human Ecology, Biology, and Psychology. Languages, which together form Group 1, experience the largest sex disparity with 69.3% of candidates at Advanced level being female. Advanced Group 3 and 4 subjects experience the smallest sex disparity at Advanced level, with candidates being approximately equally split between males and females (48.7% and 48.4% males respectively). At Intermediate Level, Group 4 experiences the smallest sex disparity (54.5% males).

More male candidates applied for some subjects including History, Computing, and IT at both levels, Pure Mathematics and Physics at Advanced level, and PE at Intermediate level. Group 4 subjects at Intermediate level are the only group of subjects with a larger proportion of male candidates (54.5% of registrations). A pass in a Group 4 subject is not necessary for one to be awarded the Matriculation Certificate. Figures 2.9 and 2.10 below illustrate this information by presenting the numbers of male and female registrations per Group of subjects at Advanced (AM) and Intermediate (IM) levels respectively.

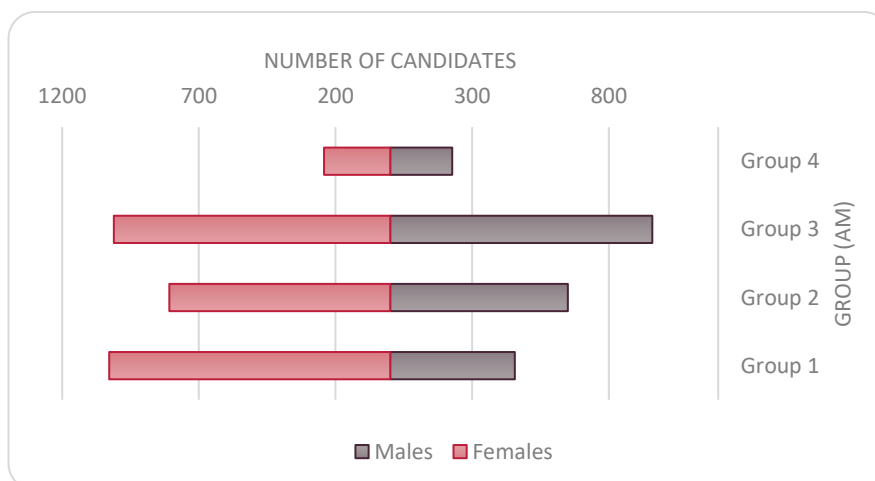


Figure 2.9: Advanced Registration per Group by Sex



## Statistical Report (2022): Matriculation Certificate Examinations

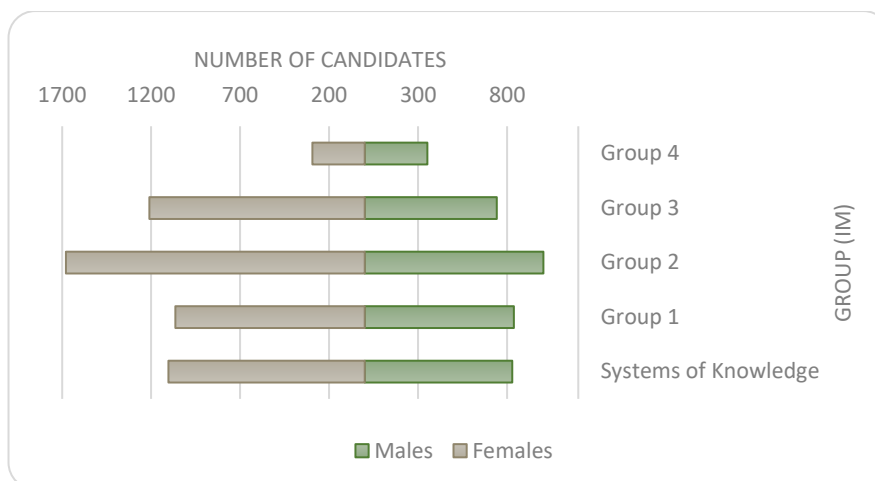


Figure 2.10: Intermediate Registration per Group by Sex

Although the award of the Matriculation Certificate depends on passes in two subjects at Advanced Level, three at Intermediate Level, and Systems of Knowledge, several candidates do not sit for this number of examinations. Table 2.4 below provides information on the numbers of candidates, males and females, who applied for one to seven subjects at Advanced Level and at Intermediate Level in the different subjects, including Systems of Knowledge. In addition to the below, one candidate applied for nine subjects at Intermediate level.

Table 2.4: First Session Registrations by Number of Subjects, Level and Sex

Number of Subjects	Advanced Level			Intermediate Level		
	Males	Females	Total	Males	Females	Total
1	341	521	862	378	516	894
2	902	1181	2083	469	628	1097
3	45	67	112	297	436	733
4	3	0	3	370	524	894
5	0	1	1	12	27	39
6	0	0	0	3	5	8

Table 2.4 shows that most candidates registered for two subjects at Advanced level. An equal number of candidates registered for one and four subjects at Intermediate level. A significant number of candidates registered for one Advanced Level examination only, while 112 candidates attempted three Advanced Level examinations. A few candidates registered for five and six subjects at Intermediate level. The relatively small number of candidates (24.3% of Intermediate candidates) sitting for four subjects at Intermediate level further suggests that most candidates were not aiming to obtain the Matriculation Certificate from this sit. In fact, only 20.3% of candidates registered for six subjects as required.

This year there were 112 candidates who requested examination access arrangements (EAAs) at this level. Table 2.5 shows the presenting conditions of these candidates. Although approximately equal numbers of male and female candidates register for EAAs, more males register for EAAs if these

## Statistical Report (2022): Matriculation Certificate Examinations

values are converted to percentages (3.3% of males as opposed to 2.3% of females). This is similar to the number of candidates who had applied during the original First Session of 2021.

It is important to point out that applications by candidates with disability were processed by the ACCESS - Disability Support Committee of the Università ta' Malta. This committee assesses which examination access arrangements are appropriate to enable these candidates to access the examinations at an equitable level with their peers. In general, special arrangements included extra time and rest periods, large print, rooms with fewer candidates, as well as special instructions to examiners, invigilators and markers.

*Table 2.5: Number of Requests for Examination Access Arrangements by Presenting Condition*

Condition	M	F	Number of Candidates
<b>ADD/ADHD</b>	5	9	14
<b>Autism Spectrum Disorder</b>	13	0	13
<b>DCD/Dyspraxia</b>	3	2	5
<b>Hearing Impairment</b>	2	1	3
<b>Last minute Injuries</b>	4	1	5
<b>Medical Condition</b>	6	7	13
<b>Mental Health</b>	3	5	8
<b>Mobility Problems</b>	1	1	2
<b>SpLD/ADHD</b>	11	14	25
<b>SpLD/Dyslexia</b>	8	12	20
<b>Visual Impairment</b>	1	1	2
<b>TOTAL</b>	<b>57</b>	<b>55</b>	<b>112</b>

Table 2.6 shows the number of registrations by subject at Advanced and Intermediate levels made by candidates who requested EAA. Subjects with no registrations at both levels are omitted from this table.

## Statistical Report (2022): Matriculation Certificate Examinations

*Table 2.6: Number of Registrations by Subject by Candidates who Requested Access Arrangements*

Subject	AM	IM
Accounting	6	5
Applied Mathematics	0	1
Arabic	0	0
Art	5	1
Biology	16	13
Chemistry	7	4
Classical Studies		4
Computing	4	3
Economics	1	0
Eng. Drawing & Graph. Comm.		3
English	26	37
Environmental Science		12
French	0	1
Geography	3	1
German	0	1
Graphical Communication	2	
History	6	1
Home Econ. & Human Ecology	4	5
Information Technology	1	3
Maltese	12	5
Marketing	20	13
Music	0	0
Philosophy	2	8
Physical Education		7
Physics	13	12
Psychology		24
Pure Mathematics	19	14
Religious Knowledge	0	3
Sociology	8	12
Spanish	1	0
Systems Of Knowledge		61
Theatre and Performance	2	5

Table 2.7 presents the number of candidates who registered for the Matriculation examinations from the different localities in Malta and Gozo. The data is grouped by locality as well as by region. Figure 2.11 graphically represents the number of candidates from the different regions.

## Statistical Report (2022): Matriculation Certificate Examinations

*Table 2.7: First Session Registrations of Matriculation Examinations Candidates by Region and Locality*

Locality	Males	Females	Total
<b>Southern Harbour</b>	<b>214</b>	<b>340</b>	<b>554</b>
Vittoriosa	3	7	10
Cospicua	5	13	18
Fgura	38	53	91
Floriana	6	8	14
Isla	5	5	10
Kalkara	9	14	23
Luqa	18	27	45
Marsa	5	20	25
Paola	23	27	50
Santa Luċija	7	4	11
Tarxien	31	42	73
Valletta	8	16	24
Xgħajra	6	12	18
Żabbar	50	92	142
<b>Northern Harbour</b>	<b>459</b>	<b>613</b>	<b>1072</b>
Birkirkara	74	109	183
Fleur-de-Lys	1	0	1
Gżira	15	17	32
Ħamrun	12	28	40
Kappara	12	16	28
Msida	27	34	61
Paceville	0	0	0
Pembroke	23	23	46
Pieta'	9	11	20
Qormi	46	76	122
San Ġiljan	28	41	69
San Ġwann	44	59	103
Santa Venera	33	37	70
Sliema	50	61	111
Swatar	17	15	32
Swieqi	62	73	135
Ta' Xbiex	6	13	19

Statistical Report (2022): Matriculation Certificate Examinations

<b>South Eastern</b>	<b>257</b>	<b>380</b>	<b>637</b>
Birżebbuġa	33	44	77
Għaxaq	15	32	47
Gudja	6	17	23
Kirkop	7	10	17
Marsascula	64	91	155
Marsaxlokk	18	23	41
Mqabba	13	24	37
Qrendi	9	15	24
Safi	8	9	17
Żejtun	39	57	96
Żurrieq	45	58	103
<b>Western</b>	<b>287</b>	<b>399</b>	<b>686</b>
Attard	72	82	154
Baħrija	8	14	22
Balzan	19	35	54
Dingli	23	21	44
Iklin	14	13	27
Lija	19	24	43
Mrieħel	0	2	2
Mtarfa	17	20	37
Rabat	32	52	84
Sigġiewi	37	66	103
Żebbuġ	46	70	116
<b>Northern</b>	<b>337</b>	<b>449</b>	<b>786</b>
Baħar iċ-Ċagħaq	8	6	14
Buġibba	7	11	18
Burmarrad	4	9	13
Għargħur	17	31	48
Madliena	16	12	28
Manikata	3	7	10
Mellieħa	35	60	95
Mdina	1	0	1
Mgarr	18	21	39
Mosta	103	123	226
Naxxar	73	79	152
Qawra	12	29	41
San Pawl il-Baħar	40	61	101
<b>Total</b>	<b>1554</b>	<b>2181</b>	<b>3735</b>

## Statistical Report (2022): Matriculation Certificate Examinations

Locality	Males	Females	Total
<b>Gozo</b>	<b>179</b>	<b>232</b>	<b>411</b>
Fontana	4	6	10
Għajnsielem	10	18	28
Għarb	1	12	13
Għasri	3	4	7
Kerċem	5	11	16
Marsalforn	3	5	8
Munxar	8	9	17
Nadur	20	24	44
Qala	11	13	24
Rabat	0	0	0
San Lawrenz	4	4	8
Sannat	13	15	28
Santa Luċija	1	1	2
Victoria	42	47	89
Xagħra	34	28	62
Xewkija	16	22	38
Xlendi	1	2	3
Żebbuġ	3	11	14

The data presented in Table 2.7 is illustrated in Figure 2.11. In Malta, the largest number of registrations by region for the Matriculation Certificate comes from the Northern Harbour (25.9%) and Northern (19.0%) regions while least number of candidates comes from Gozo (9.9%) and Southern Harbour (13.4%) regions. Most candidates come from the town/village of Mosta (226 candidates), Birkirkara (183 candidates), Marsascula (155 candidates), Attard (154 candidates), Naxxar (152 candidates), Żabbar (142 candidates) and Swieqi (135 candidates). Most candidates from Gozo came from the locality of Victoria (89 candidates).

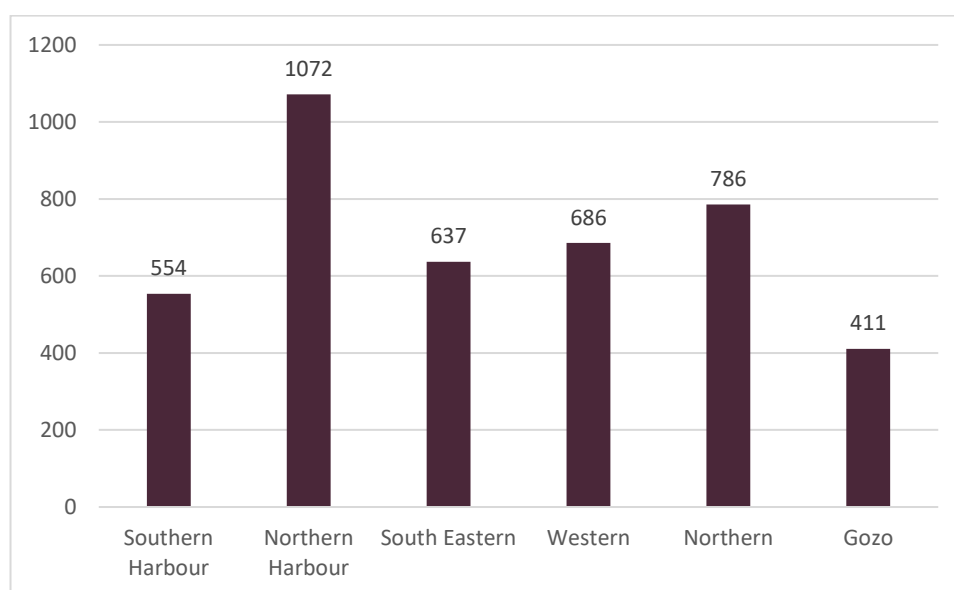


Figure 2.11: First Session Registrations of Matriculation Examinations Candidates by Region

## Statistical Report (2022): Matriculation Certificate Examinations

Table 2.8 shows the number of candidates who requested a Revision of Papers following the First examination session. There were six subjects in which no requests for Revision of Papers were made at Advanced Intermediate level. These are Advanced Latin, Engineering Drawing, German, Arabic, Italian and Russian. On the other hand, there were 10 Intermediate subjects with no application for Revision of Papers following the First Session: Greek, Chemistry, Music, Geography, Applied Mathematics, History, Spanish, Arabic, Italian, and Russian. Subjects with no RoP registration at both levels are omitted in the table that follows.

The overall percentage of requests for a Revision of Papers was higher for subjects at Advanced level compared to Intermediate level (5.0% and 2.6% respectively). Most percentage requests at Advanced level were in Chemistry (16.8%), Art (14.9%), Music (12.5%), Computing (11.0%), and Geography (9.7%). At Intermediate level most requests were made in Art (8.3%), Accounting (4.5%), Physics (4.4%), and English (4.3%). Data relating to the outcome of these requests is presented in the following section.

Statistical Report (2022): Matriculation Certificate Examinations

Table 2.8: First Session Registrations for Revision of Papers

Subject	Advanced Level			Intermediate Level		
	Registered	Requested	%	Registered	Requested	%
Accounting	312	16	5.1	66	3	4.5
Applied Mathematics	11	1	9.1	37	0	0.0
Arabic	14	0	0.0	10	0	0.0
Art	94	14	14.9	24	2	8.3
Biology	602	45	7.5	417	15	3.6
Chemistry	441	74	16.8	54	0	0.0
Classical Studies				91	1	1.1
Computing	163	18	11.0	102	1	1.0
Economics	127	7	5.5	72	1	1.4
Eng. Drawing & Graph. Comm.				88	2	2.3
Engineering Drawing	3	0	0.0			
English	783	58	7.4	1478	64	4.3
Environmental Science				450	1	0.2
French	29	2	6.9	68	1	1.5
Geography	31	3	9.7	75	0	0.0
German	29	0	0.0	49	1	2.0
Graphical Communication	41	3	7.3			
Greek	0	0		2		
History	77	7	9.1	62	0	0.0
Home Econ. & Human Ecology	89	2	2.2	78	1	1.3
Information Technology	49	1	2.0	99	2	2.0
Italian	59	0	0.0	71	0	0.0
Latin	1	0	0.0	0	0	
Maltese	533	36	6.8	177	6	3.4
Marketing	540	23	4.3	530	22	4.2
Music	8	1	12.5	12	0	0.0
Philosophy	104	4	3.8	293	7	2.4
Physical Education				197	1	0.5
Physics	402	28	7.0	409	18	4.4
Psychology				1026	21	2.0
Pure Mathematics	514	27	5.3	585	12	2.1
Religious Knowledge	37	3	8.1	114	2	1.8
Russian	4	0	0.0	7	0	0.0
Sociology	230	2	0.9	354	8	2.3
Spanish	32	2	6.3	40	0	0.0
Systems Of Knowledge				1932	51	2.6
Theatre And Performance	22	1	4.5	46	1	2.2
<b>Total</b>	<b>2535</b>	<b>128</b>	<b>5.0</b>	<b>5892</b>	<b>151</b>	<b>2.6</b>



### 3. FIRST SESSION RESULTS

Table 3.1 presents the Advanced Level results by biological sex obtained in the different subjects for all candidates. Table 3.2 presents the same information for Intermediate Level results.

*Table 3.1: First Session - Advanced Level Results by Subject and Sex*

Subject	A	B	C	D	E	F	abs	Total
Accounting	23	40	68	41	25	74	41	312
Females	12	26	35	21	11	41	27	173
Males	11	14	33	20	14	33	14	139
Applied Mathematics	0	0	0	1	1	5	4	11
Females	0	0	0	0	0	1	2	3
Males	0	0	0	1	1	4	2	8
Arabic	0	1	2	3	1	1	6	14
Females	0	1	2	2	0	1	2	8
Males	0	0	0	1	1	0	4	6
Art	9	11	17	17	11	21	8	94
Females	6	9	15	13	10	16	7	76
Males	3	2	2	4	1	5	1	18
Biology	73	112	156	78	65	67	51	602
Females	49	68	116	55	48	46	40	422
Males	24	44	40	23	17	21	11	180
Chemistry	46	74	89	49	42	99	42	441
Females	30	46	54	40	28	69	31	298
Males	16	28	35	9	14	30	11	143
Computing	15	24	37	22	19	39	7	163
Females	1	3	5	7	7	10	1	34
Males	14	21	32	15	12	29	6	129
Economics	11	17	34	16	10	18	21	127
Females	6	8	22	5	3	7	11	62
Males	5	9	12	11	7	11	10	65
Engineering Drawing	0	0	0	1	2	0	0	3
Females	0	0	0	0	1	0	0	1
Males	0	0	0	1	1	0	0	2
English	8	38	209	122	109	155	142	783
Females	4	27	154	86	75	96	102	544
Males	4	11	55	36	34	59	40	239
French	4	7	8	2	1	4	3	29
Females	3	5	6	1	1	2	2	20
Males	1	2	2	1	0	2	1	9
Geography	2	2	9	5	3	7	3	31
Females	0	0	6	2	1	2	1	12
Males	2	2	3	3	2	5	2	19

Statistical Report (2022): Matriculation Certificate Examinations

German		7	3	5	6	2	1	5	29
	Females	3	3	3	5	1	0	3	18
	Males	4	0	2	1	1	1	2	11
Graphical Communication		4	6	8	9	3	11	0	41
	Females	1	3	3	3	1	6	0	17
	Males	3	3	5	6	2	5	0	24
Greek		0	0	0	0	0	0	0	0
	Females	0	0	0	0	0	0	0	0
	Males	0	0	0	0	0	0	0	0
History		2	14	24	12	6	10	9	77
	Females	1	7	9	5	3	5	3	33
	Males	1	7	15	7	3	5	6	44
Home Econ. & Human Ecology		4	16	28	15	7	16	3	89
	Females	4	14	24	13	5	13	2	75
	Males	0	2	4	2	2	3	1	14
Information Technology		3	4	15	9	4	11	3	49
	Females	1	0	4	3	1	5	0	14
	Males	2	4	11	6	3	6	3	35
Italian		4	10	11	5	5	6	18	59
	Females	3	8	7	5	2	4	14	43
	Males	1	2	4	0	3	2	4	16
Latin		0	1	0	0	0	0	0	1
	Females	0	0	0	0	0	0	0	0
	Males	0	1	0	0	0	0	0	1
Maltese		23	109	132	96	52	66	55	533
	Females	14	78	91	66	35	46	35	365
	Males	9	31	41	30	17	20	20	168
Marketing		45	67	132	80	50	53	113	540
	Females	30	34	69	39	26	21	62	281
	Males	15	33	63	41	24	32	51	259
Music		1	2	3	2	0	0	0	8
	Females	0	2	2	2	0	0	0	6
	Males	1	0	1	0	0	0	0	2
Philosophy		4	20	16	16	10	18	20	104
	Females	4	14	10	12	6	11	10	67
	Males	0	6	6	4	4	7	10	37
Physics		10	47	104	61	63	78	39	402
	Females	1	18	39	19	19	29	11	136
	Males	9	29	65	42	44	49	28	266
Pure Mathematics		31	93	105	27	52	149	57	514
	Females	12	29	35	5	21	41	9	152
	Males	19	64	70	22	31	108	48	362

Statistical Report (2022): Matriculation Certificate Examinations

Religious Knowledge	3	1	4	2	3	9	15	37
Females	2	1	0	0	3	4	4	14
Males	1	0	4	2	0	5	11	23
Russian	0	1	2	1	0	0	0	4
Females	0	1	1	0	0	0	0	2
Males	0	0	1	1	0	0	0	2
Sociology	16	32	68	36	21	13	44	230
Females	13	26	47	24	14	6	36	166
Males	3	6	21	12	7	7	8	64
Spanish	3	5	7	5	4	1	7	32
Females	3	5	6	5	4	1	4	28
Males	0	0	1	0	0	0	3	4
Theatre And Performance	2	4	6	5	0	5	0	22
Females	2	4	4	5	0	4	0	19
Males	0	0	2	0	0	1	0	3

## Statistical Report (2022): Matriculation Certificate Examinations

*Table 3.2: First Session - Intermediate Level Results by Subject and Sex*

Subject	A	B	C	D	E	F	abs	Total
Accounting	4	14	8	7	8	9	16	66
Females	2	8	5	4	6	5	12	42
Males	2	6	3	3	2	4	4	24
Applied Mathematics	3	4	3	4	2	8	13	37
Females	1	1	0	2	0	2	3	9
Males	2	3	3	2	2	6	10	28
Arabic	1	2	0	2	1	0	4	10
Females	0	1	0	1	0	0	4	6
Males	1	1	0	1	1	0	0	4
Art	1	3	5	6	4	2	3	24
Females	1	3	3	6	3	2	3	21
Males	0	0	2	0	1	0	0	3
Biology	11	43	68	77	53	83	82	417
Females	8	40	52	64	40	68	64	336
Males	3	3	16	13	13	15	18	81
Chemistry	3	5	6	4	2	17	17	54
Females	1	4	6	2	1	8	13	35
Males	2	1	0	2	1	9	4	19
Classical Studies	3	11	17	12	21	10	17	91
Females	3	9	12	8	12	5	14	63
Males	0	2	5	4	9	5	3	28
Computing	6	22	28	11	11	18	6	102
Females	2	7	8	3	5	2	2	29
Males	4	15	20	8	6	16	4	73
Economics	8	9	10	14	7	12	12	72
Females	2	3	5	2	5	7	4	28
Males	6	6	5	12	2	5	8	44
Eng. Drawing & Graph. Comm.	3	6	23	13	13	19	11	88
Females	1	3	6	3	5	7	2	27
Males	2	3	17	10	8	12	9	61
English	26	129	444	195	158	336	190	1478
Females	14	85	239	86	86	176	102	788
Males	12	44	205	109	72	160	88	690
Environmental Science	12	39	107	95	50	53	94	450
Females	7	24	60	59	39	34	66	289
Males	5	15	47	36	11	19	28	161
French	4	8	24	9	11	5	7	68
Females	4	5	16	8	8	4	4	49
Males	0	3	8	1	3	1	3	19

Statistical Report (2022): Matriculation Certificate Examinations

Geography		5	11	25	12	4	4	14	75
	Females	0	4	7	5	1	3	7	27
	Males	5	7	18	7	3	1	7	48
German		5	7	9	7	4	7	10	49
	Females	1	0	7	5	2	4	8	27
	Males	4	7	2	2	2	3	2	22
Greek		0	0	0	0	0	0	2	2
	Females	0	0	0	0	0	0	1	1
	Males	0	0	0	0	0	0	1	1
History		5	11	16	11	2	2	15	62
	Females	3	5	4	3	0	0	8	23
	Males	2	6	12	8	2	2	7	39
Home Econ. & Human Ecology		5	10	21	13	5	5	19	78
	Females	4	7	18	8	3	5	13	58
	Males	1	3	3	5	2	0	6	20
Information Technology		7	10	24	13	13	13	19	99
	Females	3	1	9	3	6	7	3	32
	Males	4	9	15	10	7	6	16	67
Italian		6	10	15	12	7	9	12	71
	Females	6	5	6	9	7	6	9	48
	Males	0	5	9	3	0	3	3	23
Latin		0	0	0	0	0	0	0	0
	Females	0	0	0	0	0	0	0	0
	Males	0	0	0	0	0	0	0	0
Maltese		9	20	41	32	27	24	24	177
	Females	7	13	34	16	14	11	15	110
	Males	2	7	7	16	13	13	9	67
Marketing		44	67	138	65	34	95	87	530
	Females	25	37	70	33	20	49	52	286
	Males	19	30	68	32	14	46	35	244
Music		2	1	3	3	0	0	3	12
	Females	1	1	1	1	0	0	3	7
	Males	1	0	2	2	0	0	0	5
Philosophy		25	39	73	31	28	51	46	293
	Females	20	23	39	20	11	31	28	172
	Males	5	16	34	11	17	20	18	121
Physical Education		19	24	49	40	13	23	29	197
	Females	6	14	22	15	2	7	16	82
	Males	13	10	27	25	11	16	13	115
Physics		19	30	89	52	41	93	85	409
	Females	12	16	45	33	21	51	46	224
	Males	7	14	44	19	20	42	39	185

Statistical Report (2022): Matriculation Certificate Examinations

Psychology		49	87	206	128	117	217	222	1026
	Females	36	67	162	96	77	134	172	744
	Males	13	20	44	32	40	83	50	282
Pure Mathematics		36	59	92	86	34	166	112	585
	Females	24	42	48	45	20	77	61	317
	Males	12	17	44	41	14	89	51	268
Religious Knowledge		7	13	24	21	15	11	23	114
	Females	7	7	8	11	9	7	12	61
	Males	0	6	16	10	6	4	11	53
Russian		1	1	1	0	0	1	3	7
	Females	0	0	1	0	0	0	2	3
	Males	1	1	0	0	0	1	1	4
Sociology		23	55	60	50	35	44	87	354
	Females	15	37	48	29	21	23	60	233
	Males	8	18	12	21	14	21	27	121
Spanish		4	4	9	5	7	5	6	40
	Females	3	2	9	5	6	2	5	32
	Males	1	2	0	0	1	3	1	8
Systems Of Knowledge		111	254	659	400	74	301	133	1932
	Females	74	164	379	213	33	174	66	1103
	Males	37	90	280	187	41	127	67	829
Theatre And Performance		5	4	8	8	1	15	5	46
	Females	4	3	7	7	1	13	3	38
	Males	1	1	1	1	0	2	2	8
Accounting		4	14	8	7	8	9	16	66
	Females	2	8	5	4	6	5	12	42
	Males	2	6	3	3	2	4	4	24

## Statistical Report (2022): Matriculation Certificate Examinations

Candidates' performance varies between subjects. At Advanced level, the percentage of candidates attaining Grades A to C varies from 0% (Applied Mathematics and Engineering Drawing) to 100% (Latin) and 75% (Music). However, such extremes are limited to small entry subjects and in most subjects the whole range of attainable grades is assigned. Overall, 44.8% of all the grades obtained within the session fall within the Grades A to C range. On considering only the results of candidates who actually sat for their examinations, this value rises to 50.2%. At Intermediate level, the percentage of candidates attaining Grades A to C varies from 29.2% (Biology) to 54.9% (Computing), with 41.6% of the obtained grades within the examination session falling within the Grades A to C range. If taking into consideration only the results of the candidates who actually sat for their examinations, this value increases to 50.9%.

On comparing these values with the results obtained by the candidates who registered for the First Session of 2021, it seems that a decrease in the percentage of candidates obtaining Grades A to C was noted in most subjects at either level. The percentage of candidates obtaining Grades A to C decreased in 18 Advanced subjects and 16 Intermediate subjects, while this percentage increased only in 7 Advanced subjects and 11 Intermediate subjects.

For the fourth consecutive year following the removal of registration fees for examinations, the percentage of absent candidates has remained considerably high, with a further increase of 1.2% from last year. On average, 13.3% of Advanced level candidates were absent in 2022, which is an increase from the 2021 First Session statistic, which was reported at 12.1%. This figure stood at 7.4% in 2018, where half the examination registration fees were covered by the State, and 7.1% in 2017 when candidates paid registration fees for examinations.

This difference is notable in some subjects more than others. For example, more than a quarter of applicants were absent for Advanced Arabic (42.9%) and Advanced Religious Knowledge (40.5%). For Intermediate Level, the values of absenteeism stood at 100% for Greek, 42.9% for Russian and 40% for Arabic. When compared to last year, some subjects experienced a 100% increase in absentee rate – Advanced Sociology (from 8.6% to 20.5%) and Advanced Spanish (from 9.1% to 18.2%). This situation is even more evident at Intermediate level, where all subjects recorded an increase in absenteeism. This data suggests that the introduction of government subsidized examinations in 2019 might have considerably increased the number of absent candidates.

### Percentage of 2022 First session candidates attaining Grades A to C in subjects at Advanced level

>70%	Music, Russian,
>60%	French,
>50%	Biology, German, History, Home Econ. & Human Ecology, Maltese, Sociology,
>40%	Accounting, Chemistry, Computing, Economics, Geography, Graphical Communication, Information Technology, Italian, Marketing, Physics, Pure Mathematics, Spanish,
>30%	Art, English, Philosophy,
<30%	Applied Mathematics, Arabic, Engineering Drawing, Religious Knowledge,

## Statistical Report (2022): Matriculation Certificate Examinations

<b>Percentage of 2022 First session candidates attaining Grades A to C in subjects at Intermediate level</b>	
<b>&gt;50%</b>	Computing, French, Geography, History, Music,
<b>&gt;40%</b>	English, German, Home Econ. & Human Ecology, Information Technology, Italian, Maltese, Marketing, Philosophy, Physical Education,
<b>&gt;30%</b>	Accounting, Arabic, Art, Classical Studies, Economics, Eng. Drawing & Graph. Comm., Environmental Science, Physics, Psychology, Pure Mathematics,
<b>&lt;30%</b>	Applied Mathematics, Biology, Chemistry,

Table 3.3, shows the results of the candidates with EAA. Subjects with no registrants for EAA are omitted from this table. When comparing data in Table 3.3 with the results of all candidates in Table 3.1 and Table 3.2, one notes that both the percentage of candidates obtaining Grades A to C and the percentage of candidates being absent for examinations are lower for EAA candidates. This analysis is summarised in Table 3.4.



## Statistical Report (2022): Matriculation Certificate Examinations

*Table 3.3: First Session – Results of Candidates with Examination Access Arrangements*

Subject	Advanced								Intermediate							
	A	B	C	D	E	F	abs	Total	A	B	C	D	E	F	abs	Total
Accounting	0	1	1	1	1	2	0	6	1	0	1	0	2	1	0	5
Applied Mathematics	0	0	0	0	0	0	0	0	0	0	0	0	0	1	0	1
Arabic	0	0	0	0	0	0	0	0	0	0	0	0	0	0	0	0
Art	0	0	1	1	1	1	1	5	0	0	1	0	0	0	0	1
Biology	0	2	5	1	1	5	2	16	0	1	2	3	2	3	2	13
Chemistry	0	2	0	0	2	3	0	7	0	0	1	0	1	1	1	4
Classical Studies									0	0	0	1	2	0	1	4
Computing	0	1	1	1	1	0	0	4	0	1	1	0	0	0	1	3
Economics	0	1	0	0	0	0	0	1	0	0	0	0	0	0	0	0
Eng. Drawing & Graph. Comm.									1	0	2	0	0	0	0	3
Engineering Drawing	0	0	0	0	0	0	0	0								
English	1	3	3	3	4	10	2	26	0	1	9	8	4	14	1	37
Environmental Science									1	0	1	5	2	2	1	12
French	0	0	0	0	0	0	0	0	0	1	0	0	0	0	0	1
Geography	0	0	1	1	1	0	0	3	0	1	0	0	0	0	0	1
German	0	0	0	0	0	0	0	0	0	0	0	1	0	0	0	1
Graphical Communication	1	0	1	0	0	0	0	2								
Greek	0	0	0	0	0	0	0	0	0	0	0	0	0	0	0	0
History	0	1	0	2	0	1	2	6	0	0	0	0	0	0	1	1
Home Econ. & Human Ecology	0	0	2	2	0	0	0	4	0	1	0	0	1	1	2	5
Information Technology	0	0	0	0	0	1	0	1	0	0	0	0	1	1	1	3
Italian	0	1	0	0	1	0	0	2	0	0	0	1	0	1	0	2
Latin	0	0	0	0	0	0	0	0	0	0	0	0	0	0	0	0
Maltese	1	1	1	3	2	4	0	12	0	0	0	1	1	3	0	5
Marketing	2	0	6	4	3	3	2	20	0	0	5	2	2	4	0	13
Music	0	0	0	0	0	0	0	0	0	0	0	0	0	0	0	0
Philosophy	0	0	1	0	0	1	0	2	0	0	0	0	4	3	1	8
Physical Education									0	2	2	2	0	1	0	7
Physics	0	0	5	1	3	3	1	13	0	0	2	1	1	7	1	12
Psychology									0	0	3	1	8	10	2	24
Pure Mathematics	0	4	4	0	2	8	1	19	0	0	4	4	0	3	3	14
Religious Knowledge	0	0	0	0	0	0	0	0	0	0	1	1	1	0	0	3
Russian	0	0	0	0	0	0	0	0	0	0	0	0	0	0	0	0
Sociology	0	1	2	1	1	2	1	8	0	1	1	2	1	6	1	12
Spanish	0	0	0	1	0	0	0	1	0	0	0	0	0	0	0	0
Systems Of Knowledge									1	2	19	11	5	22	1	61
Theatre And Performance	0	0	0	1	0	1	0	2	0	0	0	1	0	3	1	5

Statistical Report (2022): Matriculation Certificate Examinations

Table 3.4: First Session – Summary of results of candidates with EAA and candidates without EAA

	Advanced Matriculation		Intermediate Matriculation	
	All Candidates	Candidates with EAA	All Candidates	Candidates with EAA
<b>%A-C</b>	44.8%	35.6%	41.6%	26.8%
<b>%abs</b>	13.3%	12.0%	15.6%	13.0%

Table 3.5 shows that in the 2022 First session, at Advanced level, only 1 from the 378 candidates who registered for a Revision of Paper had their grades revised. This means that 0.3% of the requests resulted in a higher grade. At Intermediate level, 10 out of 244 requests had their grade revised. At this level, 4.1% of the requests resulted in an upgrade.

Table 3.5: First Session - Outcomes of Requests for Revision of Papers

Subject	Advanced Level				Intermediate Level			
	Registered	Requested	Upgraded	%	Registered	Requested	Upgraded	%
Accounting	312	16	0	0.0	66	3	0	0.0
Applied Mathematics	11	1	0	0.0	37	0	0	
Arabic	14	0	0		10	0	0	
Art	94	14	0	0.0	24	2	0	0.0
Biology	602	45	0	0.0	417	15	3	20.0
Chemistry	441	74	1	1.4	54	0	0	
Classical Studies					91	1	1	100.0
Computing	163	18	0	0.0	102	1	0	0.0
Economics	127	7	0	0.0	72	1	0	0.0
Eng. Drawing & Graph. Comm.					88	2	0	0.0
Engineering Drawing	3	0	0					
English	783	58	0	0.0	1478	64	0	0.0
Environmental Science					450	1	0	0.0
French	29	2	0	0.0	68	1	1	100.0
Geography	31	3	0	0.0	75	0	0	
German	29	0	0		49	1	0	0.0
Graphical Communication	41	3	0	0.0				
Greek	0	0	0		2			
History	77	7	0	0.0	62	0	0	
Home Econ. & Human Ecology	89	2	0	0.0	78	1	0	0.0
Information Technology	49	1	0	0.0	99	2	0	0.0
Italian	59	0	0		71	0	0	
Latin	1	0	0		0	0	0	
Maltese	533	36	0	0.0	177	6	0	0.0
Marketing	540	23	0	0.0	530	22	1	4.5
Music	8	1	0	0.0	12	0	0	
Philosophy	104	4	0	0.0	293	7	0	0.0
Physical Education					197	1	0	0.0
Physics	402	28	0	0.0	409	18	0	0.0
Psychology					1026	21	1	4.8
Pure Mathematics	514	27	0	0.0	585	12	0	0.0

Statistical Report (2022): Matriculation Certificate Examinations

Religious Knowledge	37	3	0	0.0	114	2	2	100.0
Russian	4	0	0		7	0	0	
Sociology	230	2	0	0.0	354	8	1	12.5
Spanish	32	2	0	0.0	40	0	0	
Systems Of Knowledge					1932	51	0	0.0
Theatre And Performance	22	1	0	0.0	46	1	0	0.0
<b>Total</b>		<b>378</b>	<b>1</b>	<b>0.3</b>		<b>244</b>	<b>10</b>	<b>4.1</b>

Table 3.6 presents data relating to the number of candidates awarded the Matriculation Certificate after the 2022 First examination session.

Table 3.6: Matriculation Certificates Awarded in the First Session

Cohort	Males	Females	Total
<b>All Candidates</b>	450	698	1148
<b>2004 cohort</b>	372	577	949
<b>2005 cohort</b>	0	5	5
<b>2003 cohort</b>	58	91	149

The number of candidates being awarded the Matriculation Certificate following the First session of 2022 is larger than the number of candidates who sat for the total of six examinations required to obtain the Matriculation Certificate in this session (842). This shows that this session was not the first MC examination session for a number of candidates. The data in Table 3.6 shows that 27.7% of all First session candidates (26.0% of males and 28.9% of females) obtained the Matriculation Certificate following the First session. If only the candidates from the 2004 cohort who had registered are considered, 51.2% of candidates (47.1% of registered males and 54.3% of registered females) were awarded the Matriculation Certificate following the First session. These make up of 22.5% from the people born in 2004 (18-year olds). Of the 842 candidates (345 males and 497 females) who sat for all the examinations required to obtain the Matriculation Certificate (two Advanced subjects, three Intermediate subjects and Systems of Knowledge) in the First session of 2022, 253 (96 males and 157 females) obtained the certificate. This are equal to 30.0% (27.8% of males and 31.6% of females) of the candidates who had sat for the necessary subjects in one sit.

#### 4. SECOND SESSION REGISTRATIONS

Since 2012 the Second session for Advanced and Intermediate Matriculation Level of examination is no longer a supplementary session but a separate session from the First session, except for 2020 where two special sessions were held in September and December to mitigate for the COVID-19 pandemic. While candidates used to register for the Second session to re-sit examinations, other candidates have been registering for Advanced and/or Intermediate examinations for the first time. Of the 2,799 candidates registering for the Second session, 757 (27.0%) did not sit for examinations in the First session of 2022. The data in the following tables suggest that many of the latter candidates are students in their first year of post-secondary studies who take the opportunity of the amended regulations to spread the examinations in six subjects required for the award of the Matriculation Certificate over two or more sessions. In fact, more 17-year-olds, rather than 18-year-olds, sat for examinations in the Second session of 2022. In addition, a total of 100 (51 males and 49 females) 16-year-olds, a notable higher number than the 64 reported in 2021. The total number of candidates who registered for the 2022 Second session of examinations is given in Table 4.1.

*Table 4.1: Total Number of Candidates Sitting for the Second Session*

Cohort	Males	Females	Total
<b>All Candidates</b>	1190	1609	2799
<b>18-year-old Cohort</b>	365	473	838
<b>17-year-old Cohort</b>	539	783	1322
<b>First Sit</b>	313	444	757
<b>16-year-olds</b>	51	49	100

The numbers of candidates who registered for Advanced and Intermediate Level examinations are given in Tables 4.2 below. The data is presented by biological sex and year of birth.

*Table 4.2: Registrations for the Second Session by Year of Birth and Biological Sex*

Year	Advanced Level			Intermediate Level		
	Males	Females	Total	Males	Females	Total
<b>&lt;1999</b>	14	39	53	10	17	27
<b>1999</b>	2	6	8	2	3	5
<b>2000</b>	10	10	20	9	12	21
<b>2001</b>	8	14	22	9	14	23
<b>2002</b>	32	34	66	27	30	57
<b>2003</b>	100	108	208	96	117	213
<b>2004</b>	268	330	598	270	353	623
<b>2005</b>	120	192	312	513	753	1266
<b>2006</b>	6	2	8	48	47	95
<b>2007</b>	0	0	0	1	0	1
<b>Total</b>	<b>560</b>	<b>735</b>	<b>1295</b>	<b>985</b>	<b>1346</b>	<b>2331</b>

Table 4.2 shows that the largest number of registrations for Advanced Level examinations was made by the 2004 cohort. These are likely to be candidates who have finished their two-year course at Form VI. Most registrations from Intermediate level examinations are from the 2005 cohort. These are probably candidates

Statistical Report (2022): Matriculation Certificate Examinations

who are sitting examinations following one year of their two-year course to, in the candidates' own words in previous candidate feedback questionnaires, "get them out of the way"<sup>2</sup>.

Table 4.3 below provides information on the numbers of candidates, males and females, who applied to sit for Matriculation examinations at Advanced and Intermediate levels in the different subjects in the Second session. Subjects with no registration at either level are omitted from the table.

Table 4.3: Second Session Matriculation Examination Registrations by Subject and Biological Sex

Subject	Advanced Level			Intermediate Level		
	Males	Females	Total	Males	Females	Total
Accounting	34	41	75	11	24	35
Applied Mathematics	3	3	6	20	9	29
Arabic	2	1	3	1	5	6
Art	6	11	17	0	3	3
Biology	17	62	79	49	194	243
Chemistry	11	45	56	11	16	27
Classical Studies				10	20	30
Computing	29	8	37	33	11	44
Economics	10	10	20	13	15	28
Eng. Drawing & Graph. Comm.				30	16	46
Engineering Drawing	0	1	1			
English	73	145	218	424	424	848
Environmental Science				69	141	210
French	1	5	6	6	24	30
Geography	3	4	7	29	9	38
German	2	8	10	13	25	38
Graphical Communication	8	5	13			
History	10	11	21	8	13	21
Home Econ. & Human Ecology	2	11	13	9	32	41
Information Technology	14	4	18	22	19	41
Italian	1	5	6	7	14	21
Maltese	45	105	150	25	42	67
Marketing	109	118	227	119	124	243
Music	0	1	1	0	3	3
Philosophy	5	10	15	45	56	101
Physical Education				38	19	57
Physics	50	19	69	100	87	187
Psychology				132	309	441
Pure Mathematics	96	34	130	119	137	256
Religious Knowledge	9	13	22	33	39	72
Russian	1	1	2	0	0	0
Sociology	19	48	67	54	101	155
Spanish	0	5	5	2	6	8
Systems of Knowledge				209	288	497
Theatre and Performance	0	2	2	2	7	9

<sup>2</sup> MATSEC Support Unit (2017). *Candidates' Feedback: MATSEC 2017 Examinations*. Malta: University of Malta. Retrieved from <https://www.um.edu.mt/matsec/reports/researchreports>

## Statistical Report (2022): Matriculation Certificate Examinations

In the Second session of 2022, there were registrations for all subjects at Advanced and Intermediate level apart from Advanced and Intermediate Greek and Latin and Advanced Russian.

During the Second session, the Advanced level subjects with most candidates were Marketing (227 candidates), English (218 candidates), Maltese (150 candidates), and Pure Mathematics (130 candidates). At Intermediate Level, subjects with most candidates were English (848 candidates), Systems of Knowledge (497 candidates), Psychology (441 candidates), Pure Mathematics (256 candidates), and Marketing (243 candidates).

Table 4.4 shows the number of Advanced and Intermediate level subjects that candidates applied for in the Second session. One should note that the Second session is a restricted session where candidates can apply for a maximum of one Advanced Level examination, four Intermediate level subjects - one from each group - and Systems of Knowledge. A total of 1,296 candidates (560 males and 736 females) applied to sit for an Advanced Level examination in the Second session of 2021. Most candidates applied for one Intermediate Level examination.

*Table 4.4: Second Session Intermediate Level Registrations by Number of Subjects and Biological Sex*

Number of Subjects	Advanced			Intermediate		
	Males	Females	Total	Males	Females	Total
<b>1</b>	560	734	1294	498	657	1155
<b>2</b>	0	1	1	345	518	863
<b>3</b>	0	0	0	114	147	261
<b>4</b>	0	0	0	27	22	49
<b>5</b>	0	0	0	1	2	3

Table 4.5 below shows the number of requests, by subject, made for a Revision of Papers after the publication of the Second session results. Data relating to the outcome of these requests are presented in the following section. For Advanced and Intermediate Level examinations, 3.1% and 4.5% of the respective papers were revised following registrations for Revision of Papers. Subjects with no requests for Revision of Papers at both levels (where applicable) are omitted from the table.

Statistical Report (2022): Matriculation Certificate Examinations

Table 4.5: Second Session Registrations for Revision of Papers

Subject	Advanced Level			Intermediate Level		
	Registered	Requested	%	Registered	Requested	%
Art	17	1	5.9	3	0	0.0
Biology	79	7	8.9	243	6	2.5
Chemistry	56	0	0.0	27	3	11.1
English	218	12	5.5	848	122	14.4
Environmental Science				210	1	0.5
French	6	1	16.7	30	2	6.7
Graphical Communication	13	2	15.4			
Home Econ. & Human Ecology	13	0	0.0	41	1	2.4
Information Technology	18	1	5.6	41	1	2.4
Maltese	150	6	4.0	67	1	1.5
Marketing	227	4	1.8	243	0	0.0
Music	1	0	0.0	3	1	33.3
Philosophy	15	0	0.0	101	1	1.0
Physical Education				57	2	3.5
Physics	69	1	1.4	187	9	4.8
Psychology				441	6	1.4
Pure Mathematics	130	5	3.8	256	8	3.1
Religious Knowledge	22	0	0.0	72	1	1.4
Systems of Knowledge				497	8	1.6
<b>Total</b>	<b>1295</b>	<b>40</b>	<b>3.1</b>	<b>3875</b>	<b>173</b>	<b>4.5</b>

Statistical Report (2022): Matriculation Certificate Examinations

**5. SECOND SESSION RESULTS**

The following tables present the results of the 2022 Second session of examinations. Table 5.1 and Table 5.2 respectively present the Advanced and Intermediate level results by biological sex. It is important to note that registrations for the Second session are restricted to a maximum of six subjects: one subject at Advanced level; one subject from each of Group 1, Group 2, Group 3 and Group 4 subjects at Intermediate level; and Systems of Knowledge.

*Table 5.1: Second Session - Advanced Level Results by Subject and Biological Sex*

<b>Subject</b>	<b>A</b>	<b>B</b>	<b>C</b>	<b>D</b>	<b>E</b>	<b>F</b>	<b>abs</b>	<b>Total</b>
Accounting	3	6	16	12	10	11	17	75
Females	2	3	8	8	5	6	9	41
Males	1	3	8	4	5	5	8	34
Applied Mathematics	0	0	0	1	0	4	1	6
Females	0	0	0	0	0	2	1	3
Males	0	0	0	1	0	2	0	3
Arabic	0	1	1	0	0	0	1	3
Females	0	1	0	0	0	0	0	1
Males	0	0	1	0	0	0	1	2
Art	0	1	5	4	1	5	1	17
Females	0	0	3	4	1	3	0	11
Males	0	1	2	0	0	2	1	6
Biology	0	0	13	20	14	11	21	79
Females	0	0	8	17	12	8	17	62
Males	0	0	5	3	2	3	4	17
Chemistry	1	1	6	6	14	20	8	56
Females	1	1	6	3	9	18	7	45
Males	0	0	0	3	5	2	1	11
Computing	0	0	5	7	4	16	5	37
Females	0	0	2	2	0	3	1	8
Males	0	0	3	5	4	13	4	29
Economics	0	0	2	2	3	9	4	20
Females	0	0	1	0	1	7	1	10
Males	0	0	1	2	2	2	3	10
Engineering Drawing	0	0	0	0	0	1	0	1
Females	0	0	0	0	0	1	0	1
Males	0	0	0	0	0	0	0	0
English	0	4	54	32	36	33	59	218
Females	0	2	40	19	21	21	42	145
Males	0	2	14	13	15	12	17	73
French	0	1	1	1	0	3	0	6
Females	0	1	1	1	0	2	0	5
Males	0	0	0	0	0	1	0	1



Statistical Report (2022): Matriculation Certificate Examinations

Geography	0	0	2	0	2	3	0	7
Females	0	0	1	0	1	2	0	4
Males	0	0	1	0	1	1	0	3
German	2	0	4	2	1	0	1	10
Females	1	0	4	2	0	0	1	8
Males	1	0	0	0	1	0	0	2
Graphical Communication	2	0	2	3	0	6	0	13
Females	1	0	0	0	0	4	0	5
Males	1	0	2	3	0	2	0	8
History	0	1	5	4	2	7	2	21
0	0	0	2	4	0	4	1	11
Males	0	1	3	0	2	3	1	10
Home Econ. & Human Ecology	0	0	4	4	2	1	2	13
Females	0	0	3	4	2	1	1	11
Males	0	0	1	0	0	0	1	2
Information Technology	0	0	5	3	1	8	1	18
Females	0	0	0	2	1	1	0	4
Males	0	0	5	1	0	7	1	14
Italian	0	1	2	0	1	1	1	6
Females	0	1	1	0	1	1	1	5
Males	0	0	1	0	0	0	0	1
Maltese	9	22	42	20	14	11	32	150
Females	6	14	33	15	9	6	22	105
Males	3	8	9	5	5	5	10	45
Marketing	14	23	44	25	18	48	55	227
Females	6	12	25	15	6	20	34	118
Males	8	11	19	10	12	28	21	109
Music	0	0	0	1	0	0	0	1
Females	0	0	0	1	0	0	0	1
Males	0	0	0	0	0	0	0	0
Philosophy	0	2	3	2	3	0	5	15
Females	0	2	1	1	3	0	3	10
Males	0	0	2	1	0	0	2	5
Physics	0	2	15	15	12	14	11	69
Females	0	1	4	5	3	3	3	19
Males	0	1	11	10	9	11	8	50
Pure Mathematics	0	7	24	8	14	44	33	130
Females	0	2	7	4	3	7	11	34
Males	0	5	17	4	11	37	22	96
Religious Knowledge	2	1	1	2	3	6	7	22
Females	1	0	1	1	1	3	6	13
Males	1	1	0	1	2	3	1	9

Statistical Report (2022): Matriculation Certificate Examinations

Russian	0	0	2	0	0	0	0	2
Females	0	0	1	0	0	0	0	1
Males	0	0	1	0	0	0	0	1
Sociology	2	5	17	14	5	3	21	67
Females	2	5	10	10	3	2	16	48
Males	0	0	7	4	2	1	5	19
Spanish	0	2	2	0	1	0	0	5
Females	0	2	2	0	1	0	0	5
Males	0	0	0	0	0	0	0	0
Theatre And Performance	0	0	0	1	0	1	0	2
Females	0	0	0	1	0	1	0	2
Males	0	0	0	0	0	0	0	0

## Statistical Report (2022): Matriculation Certificate Examinations

*Table 5.2: Second Session - Intermediate Level Results by Subject and Biological Sex*

Subject	A	B	C	D	E	F	abs	Total
Accounting	5	11	5	3	2	5	4	35
Females	5	9	4	0	1	3	2	24
Males	0	2	1	3	1	2	2	11
Applied Maths	6	2	2	3	1	10	5	29
Females	1	1	1	2	0	3	1	9
Males	5	1	1	1	1	7	4	20
Arabic	1	1	0	1	0	1	2	6
Females	1	1	0	1	0	0	2	5
Males	0	0	0	0	0	1	0	1
Art	0	1	1	0	0	1	0	3
Females	0	1	1	0	0	1	0	3
Males	0	0	0	0	0	0	0	0
Biology	11	15	31	49	33	48	56	243
Females	8	11	23	43	23	40	46	194
Males	3	4	8	6	10	8	10	49
Chemistry	4	1	1	3	3	8	7	27
Females	1	1	1	2	3	5	3	16
Males	3	0	0	1	0	3	4	11
Classical Studies	0	3	4	1	7	12	3	30
Females	0	1	3	1	6	8	1	20
Males	0	2	1	0	1	4	2	10
Computing	2	3	9	8	8	6	8	44
Females	0	1	3	3	2	1	1	11
Males	2	2	6	5	6	5	7	33
Economics	3	6	3	3	3	4	6	28
Females	2	3	2	2	2	1	3	15
Males	1	3	1	1	1	3	3	13
Eng. Drawing & Graph. Comm.	2	5	10	1	6	11	11	46
Females	0	2	4	0	4	2	4	16
Males	2	3	6	1	2	9	7	30
English	0	12	80	105	141	376	134	848
Females	0	5	42	52	73	182	70	424
Males	0	7	38	53	68	194	64	424
Environmental Science	14	18	35	31	20	31	61	210
Females	9	9	22	21	15	23	42	141
Males	5	9	13	10	5	8	19	69
French	3	3	14	3	2	3	2	30
Females	3	3	12	1	2	1	2	24
Males	0	0	2	2	0	2	0	6

Statistical Report (2022): Matriculation Certificate Examinations

Geography	6	9	11	2	0	3	7	38
Females	2	1	2	2	0	1	1	9
Males	4	8	9	0	0	2	6	29
German	8	8	8	2	3	1	8	38
Females	5	5	6	0	3	1	5	25
Males	3	3	2	2	0	0	3	13
Greek	0	0	0	0	0	0	0	0
Females	0	0	0	0	0	0	0	0
Males	0	0	0	0	0	0	0	0
History	1	3	7	4	2	3	1	21
Females	1	2	4	1	1	3	1	13
Males	0	1	3	3	1	0	0	8
Home Econ. & Human Ecology	1	4	9	7	4	3	13	41
Females	0	4	6	5	4	0	13	32
Males	1	0	3	2	0	3	0	9
Information Technology	2	3	4	4	1	13	14	41
Females	2	1	2	2	1	5	6	19
Males	0	2	2	2	0	8	8	22
Italian	2	2	8	1	2	0	6	21
Females	2	2	5	0	0	0	5	14
Males	0	0	3	1	2	0	1	7
Latin	0	0	0	0	0	0	0	0
Females	0	0	0	0	0	0	0	0
Males	0	0	0	0	0	0	0	0
Maltese	3	4	16	12	16	6	10	67
Females	3	1	11	8	11	3	5	42
Males	0	3	5	4	5	3	5	25
Marketing	21	28	57	25	13	40	59	243
Females	12	14	28	9	7	19	35	124
Males	9	14	29	16	6	21	24	119
Music	0	0	2	1	0	0	0	3
Females	0	0	2	1	0	0	0	3
Males	0	0	0	0	0	0	0	0
Philosophy	6	15	24	8	11	15	22	101
Females	5	10	11	5	7	4	14	56
Males	1	5	13	3	4	11	8	45
Physical Education	7	3	6	10	6	17	8	57
Females	3	1	2	3	2	7	1	19
Males	4	2	4	7	4	10	7	38
Physics	1	6	29	28	25	52	46	187
Females	0	1	19	13	13	16	25	87
Males	1	5	10	15	12	36	21	100

Statistical Report (2022): Matriculation Certificate Examinations

Psychology	30	36	61	51	61	95	107	441
Females	23	29	44	35	43	57	78	309
Males	7	7	17	16	18	38	29	132
Pure Maths	2	13	37	62	17	68	57	256
Females	1	7	25	36	4	30	34	137
Males	1	6	12	26	13	38	23	119
Religious Knowledge	5	5	16	11	18	8	9	72
Females	4	4	9	6	8	3	5	39
Males	1	1	7	5	10	5	4	33
Russian	0	0	0	0	0	0	0	0
Females	0	0	0	0	0	0	0	0
Males	0	0	0	0	0	0	0	0
Sociology	19	21	21	26	8	15	45	155
Females	13	16	17	17	6	9	23	101
Males	6	5	4	9	2	6	22	54
Spanish	1	0	1	0	2	2	2	8
Females	1	0	1	0	2	1	1	6
Males	0	0	0	0	0	1	1	2
Systems of Knowledge	13	47	165	101	25	100	46	497
Females	6	28	115	55	13	47	24	288
Males	7	19	50	46	12	53	22	209
Theatre and Performance	0	0	0	4	1	4	0	9
Females	0	0	0	3	1	3	0	7
Males	0	0	0	1	0	1	0	2

Table 5.3 presents information on the outcome of the requests for Revision of Papers in the various subjects at Advanced and Intermediate Levels after the 2022 Second session results were issued.

## Statistical Report (2022): Matriculation Certificate Examinations

*Table 5.3: Second Session – Outcomes of Requests for Revision of Papers*

Subject	Advanced Level				Intermediate Level			
	Registered	Requested	Upgraded	%	Registered	Requested	Upgraded	%
Art	17	1	0	0.0	3	0	0	
Biology	79	7	0	0.0	243	6	1	16.7
Chemistry	56	0	0		27	3	0	0.0
English	218	12	0	0.0	848	122	0	0.0
Environmental Science					210	1	0	0.0
French	6	1	0	0.0	30	2	2	100.0
Graphical Communication	13	2	0	0.0				
Home Econ. & Human Ecology	13	0	0		41	1	0	0.0
Information Technology	18	1	1	100.0	41	1	0	0.0
Maltese	150	6	0	0.0	67	1	0	0.0
Marketing	227	4	0	0.0	243	0	0	
Music	1	0	0		3	1	0	0.0
Philosophy	15	0	0		101	1	0	0.0
Physical Education					57	2	0	0.0
Physics	69	1	0	0.0	187	9	0	0.0
Psychology					441	6	0	0.0
Pure Mathematics	130	5	0	0.0	256	8	1	12.5
Religious Knowledge	22	0	0		72	1	1	100.0
Systems of Knowledge					497	8	1	12.5
<b>TOTAL</b>	<b>1296</b>	<b>40</b>	<b>1</b>	<b>2.5</b>	<b>3875</b>	<b>173</b>	<b>6</b>	<b>3.5</b>

Following the Second session of 2022, from the 40 requests made for Revision of Paper at Advanced level, 1 (2.5%) resulted in an upgrade. From the 173 requests made at Intermediate level, 6 resulted in an upgrade (3.5%).

Table 5.4 presents the number of the Matriculation Certificates awarded to all candidates in the Second session. Information on some cohorts is also shown.

*Table 5.4: Matriculation Certificates Awarded in the Second Session*

Cohort	Males	Females	Total
All Candidates	81	109	190
2004 cohort	53	69	122
2005 cohort	1	2	3

The data in Table 5.4 shows that 190 (6.8%) of the 2,799 candidates who sat for the Second session in 2022 (6.8% of males and 6.8% of females) managed to qualify for the award of the Matriculation Certificate. However, it should be emphasised that a number of candidates sitting for MC examinations are not aiming to obtain the MC in that year. Table 5.4 shows that, following the Second session, 50 candidates from the 2003 cohort were awarded the Matriculation Certificate. These might be candidates who have repeated or skipped a year during their academic journey. Additionally, three 17-year old candidates also obtained their MC during this semester.

## Statistical Report (2022): Matriculation Certificate Examinations

Although the 2005 cohort makes up most of the registrations in the Second session, only a handful of these obtain the Matriculation Certificate, probably because they were not aiming to do so. On the other hand, candidates from the 2003 cohort who make up only 10.4% of registrants, equal 26.3% of those being awarded the Matriculation Certificate.

## 6. GENERAL STATISTICS

### Registrations

The 2022 session is the tenth full session since the change in regulations in 2012. This year, 4,146 candidates registered for the First examination session while 2,799 candidates registered for the Second examination session. In the Second session there were 757 candidates who used this session as their first attempt. This is equivalent to 27.0% of registrations for the Second session.

In total, there were 4,903 individual registrations for MC examinations in 2022. This value is similar to those recorded following the change in regulations. An increase in candidates registering for both the First and Second sessions is noticeable in 2022.

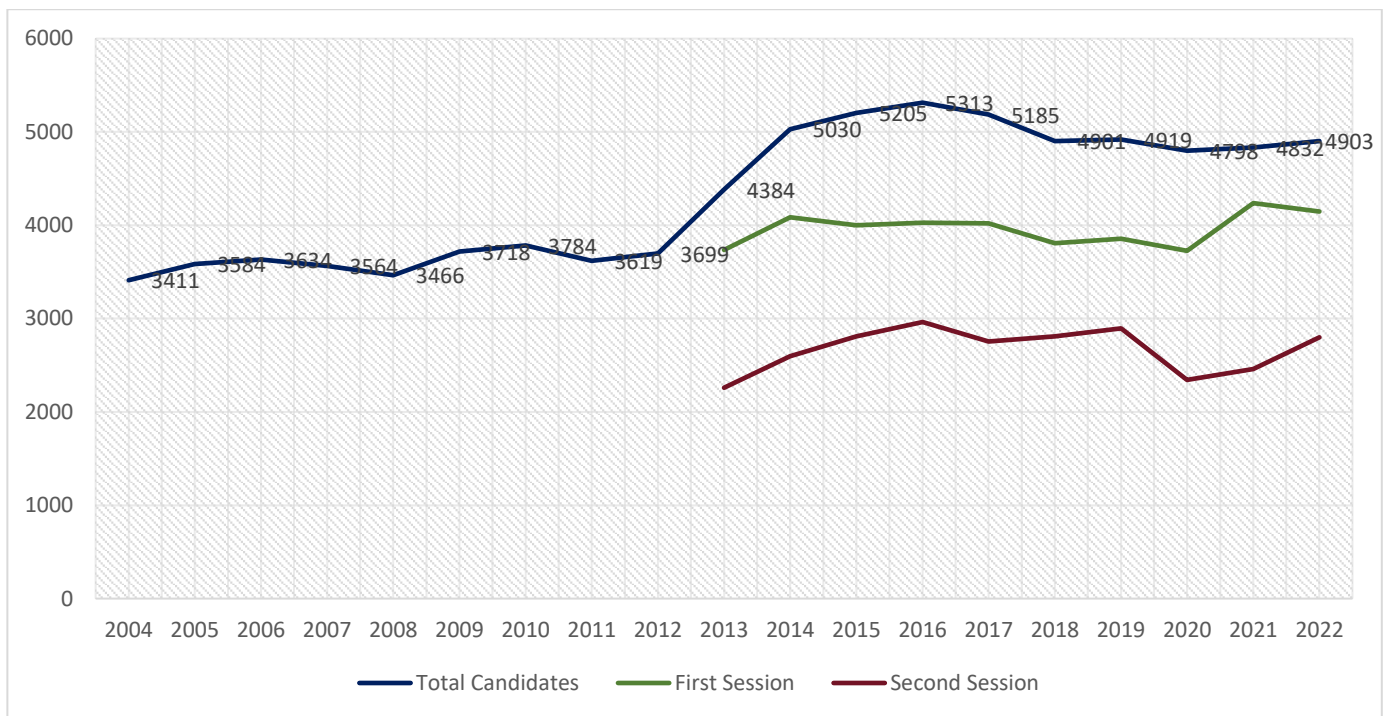


Figure 6.1: Total Number of Candidates Registering for Matriculation Examinations, by Year



## Statistical Report (2022): Matriculation Certificate Examinations

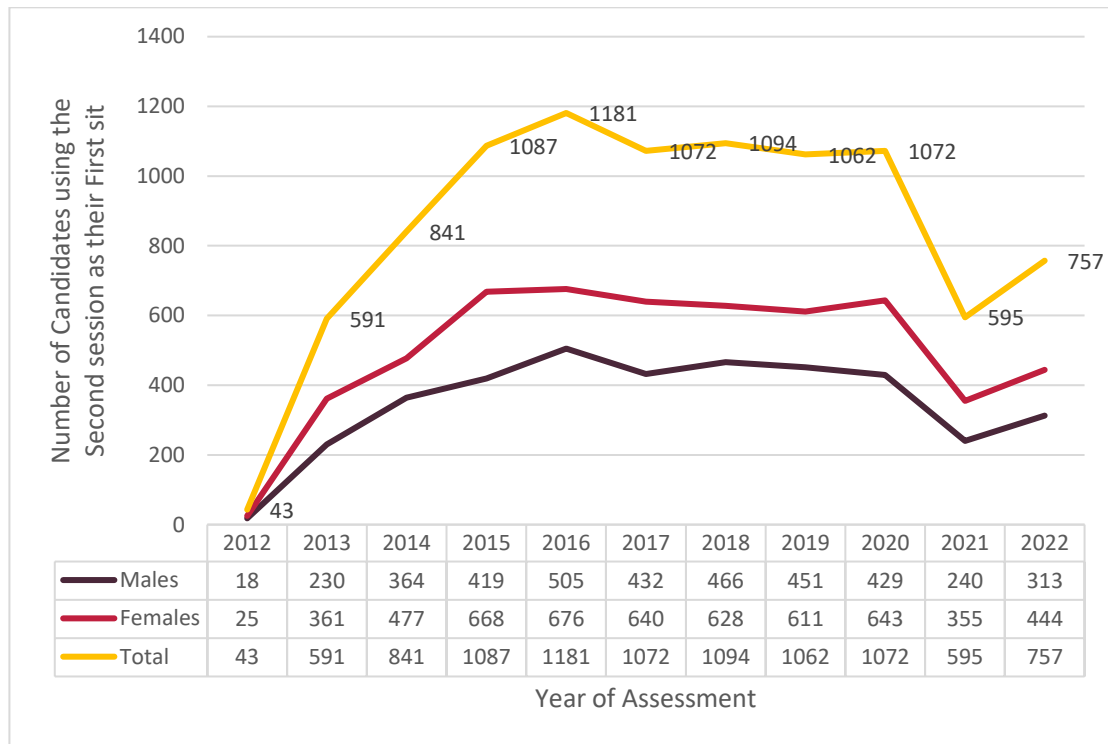


Figure 6.2: Number of Candidates using the Second Session as a First Sit, by Year and Sex

Numerous examiners reported that the percentage of absent candidates increased drastically in 2019, attributing this to the government’s full subsidy for examination registrations. The figure below shows the percentage of absent candidates in the First session of each year from 2015 to 2022. The percentage of absent candidates increased from an average of 6.8% (AM) and 4.5% (IM) between 2015 and 2018 to that of 13.3% (AM) and 15.6% (IM) in 2022.

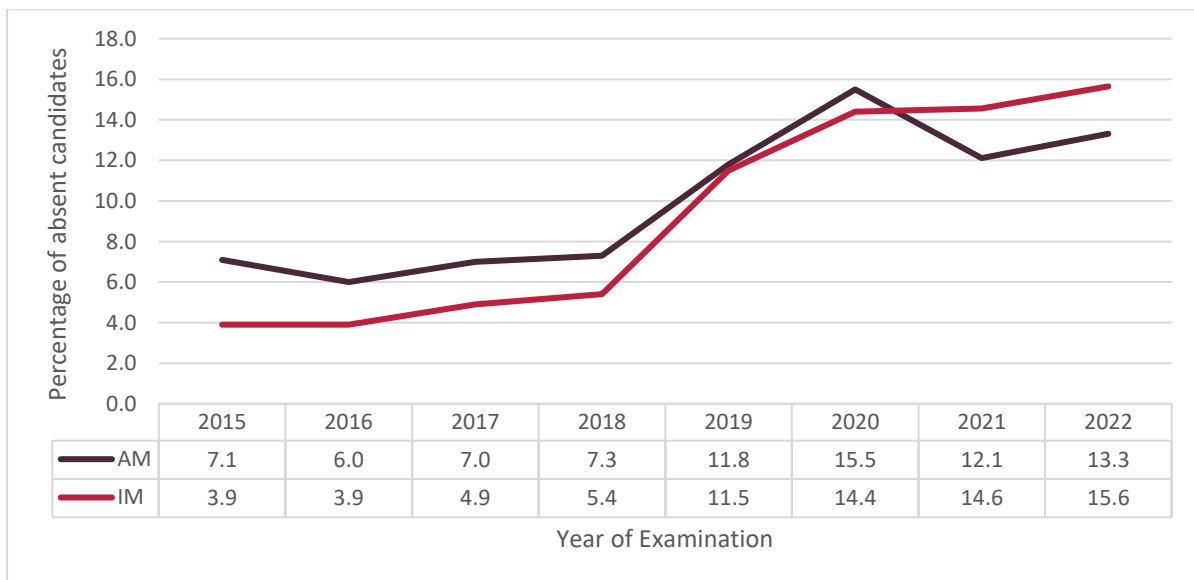


Figure 6.3: Percentage of absent candidates in the First session, by year of examination

This year, 112 candidates applied for Examination Access Arrangements to access the First session of Matriculation examinations. This is equivalent to 2.7% of the First session candidates. Thus, although these requests have been increasing along the years, a drop in the percentage of candidates registering for EAA is noted in 2022. This is represented in the figure below.

## Statistical Report (2022): Matriculation Certificate Examinations

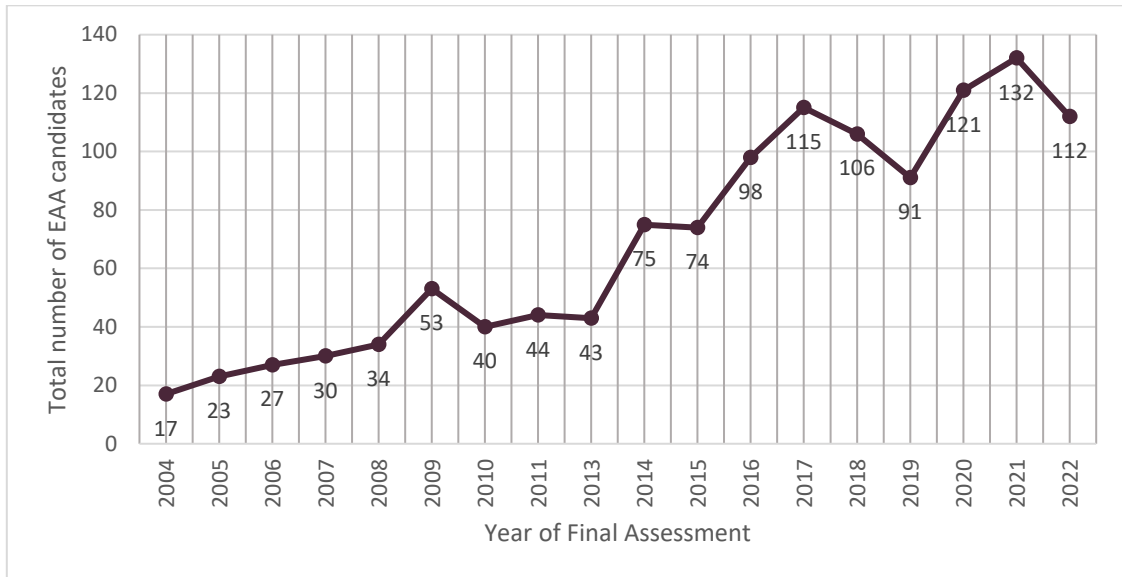


Figure 6.4: Number of Candidates applying for Access Arrangements from 2004 to 2022

### Trends in Subject Choice

This section provides several plots showing how registrations in individual subjects at MC level have changed from 2008. Subject registrations are expressed as a percentage of the total number of candidates in that examination session. Only data for the first examination session in each year is presented. The four figures below present the registration data for the subjects at Advanced level.

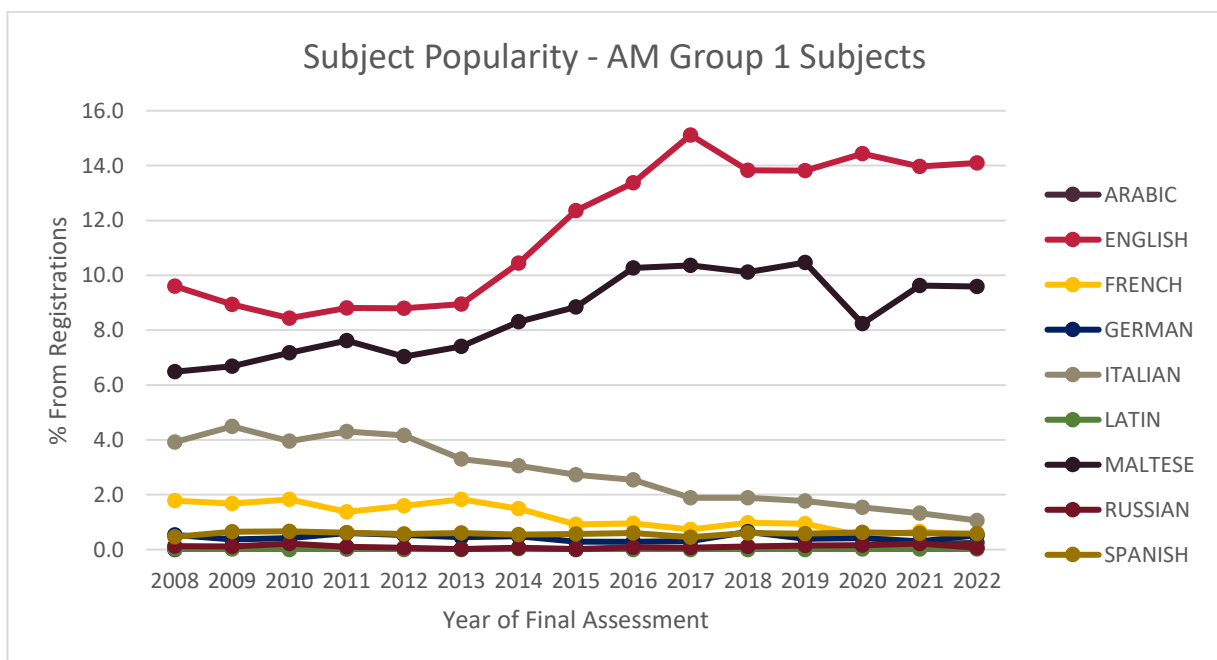


Figure 6.5: Trends in Registrations: Advanced Group 1 Subjects

Statistical Report (2022): Matriculation Certificate Examinations

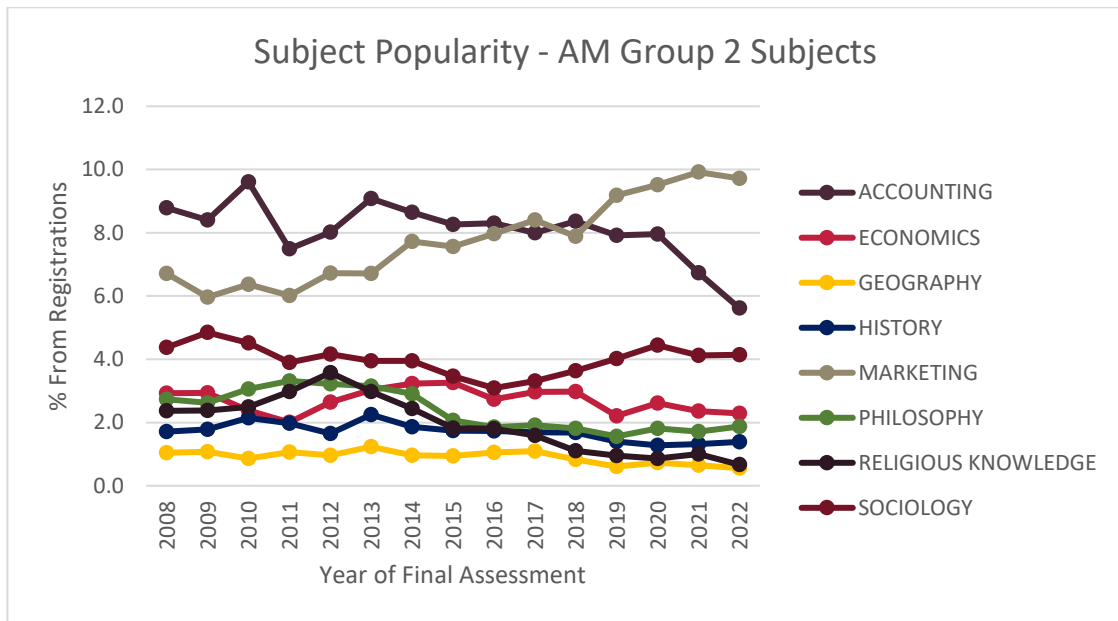


Figure 6.6: Trends in Registrations: Advanced Group 2 Subjects

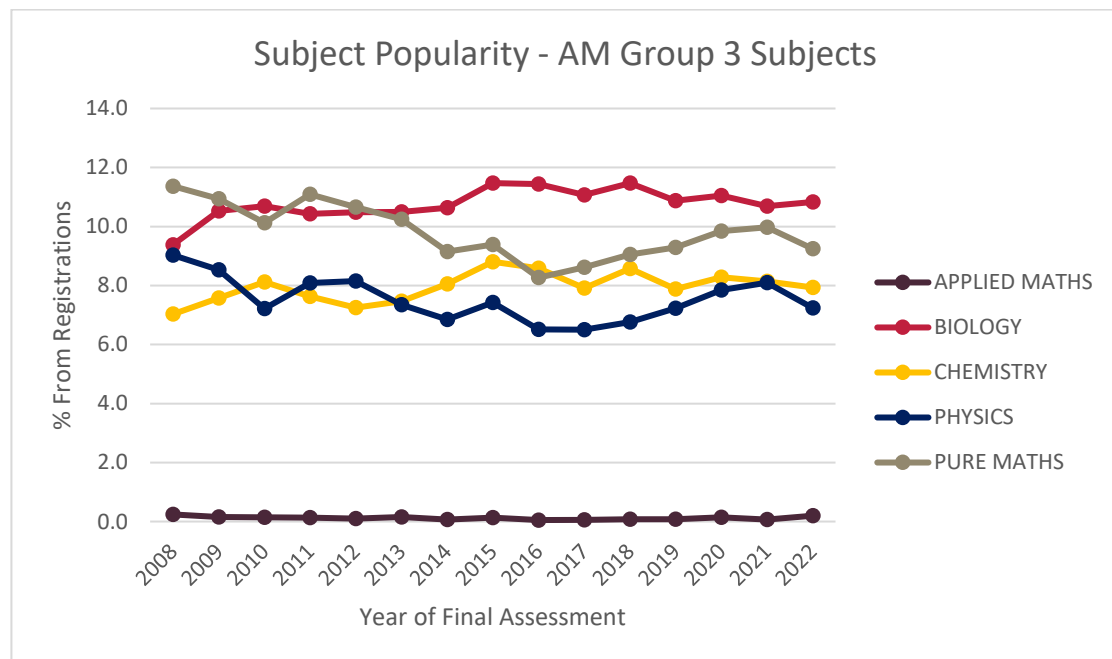


Figure 6.7: Trends in Registrations: Advanced Group 3 Subjects

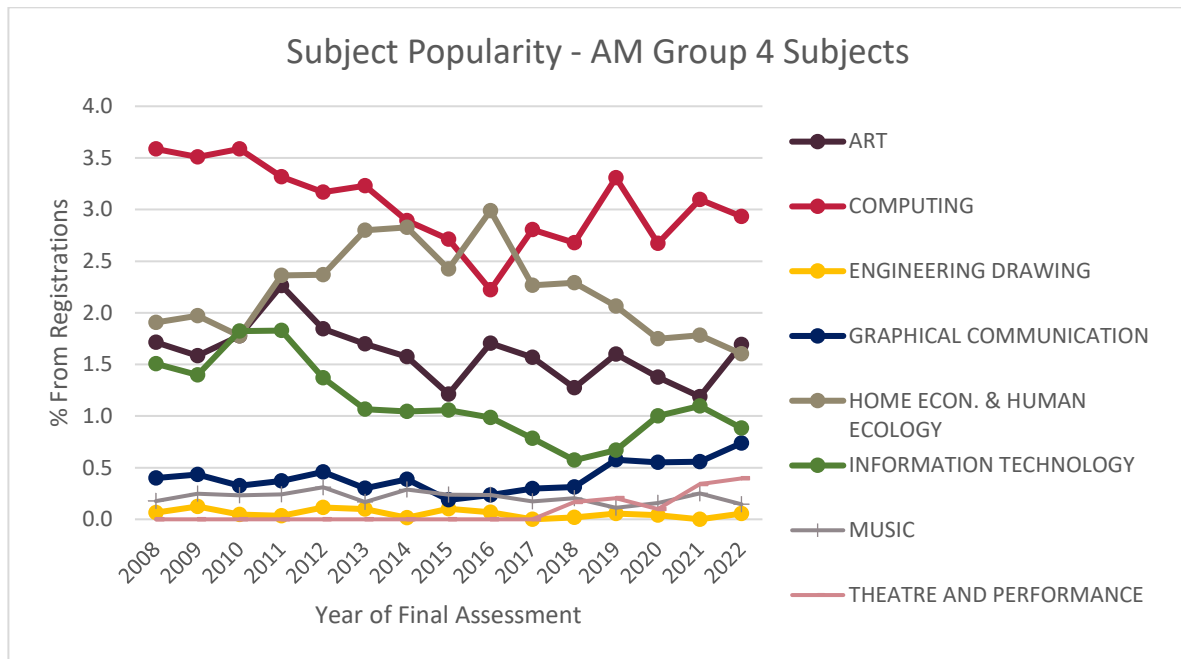


Figure 6.8: Trends in Registrations: Advanced Group 4 Subjects

From the figures above, the following trends are noted:

- The two national languages remain to be the most popular subjects at Advanced level. While the popularity of Advanced English decreased slightly since 2017, this is coupled with an increase in candidates taking the subject at Intermediate level. Regarding Advanced Maltese, after a noticeable drop in registrations two years, the number of registrations is almost identical to last year and is again close to the average of the previous years.
- The popularity of Group 2 subjects is generally lower than that of Group 1 and Group 3 subjects. The popularity of most subjects at this level is fairly constant. Even registrations for Advanced Marketing are seen to have stabilised at around 9% following a gradual increase from 2018. Advanced Inversely, Advanced Accounting, which used to be the most popular subject in this Group, continues to drop in popularity, as from 9.6% in 2010 and 9.1% in 2013, it has since gradually dropped to 5.6% in 2022.
- There are small shifts in the popularity of Group 3 subjects. The popularity of Pure Mathematics and Physics seems to have stabilised over the years following a drop in 2016. Advanced Applied Mathematics remains the least popular subject in the group
- Group 4 subjects are small entry subjects. Thus, when illustrated, shifts in popularity might be inflated. Advanced Computing has remained the most popular subject for a number of years. The popularity of Advanced Information Technology has increased slightly over the last three years, bringing it on par with the values of 2013 and 2015.

The figures below present the same information but for Intermediate Matriculation level subjects.

Statistical Report (2022): Matriculation Certificate Examinations

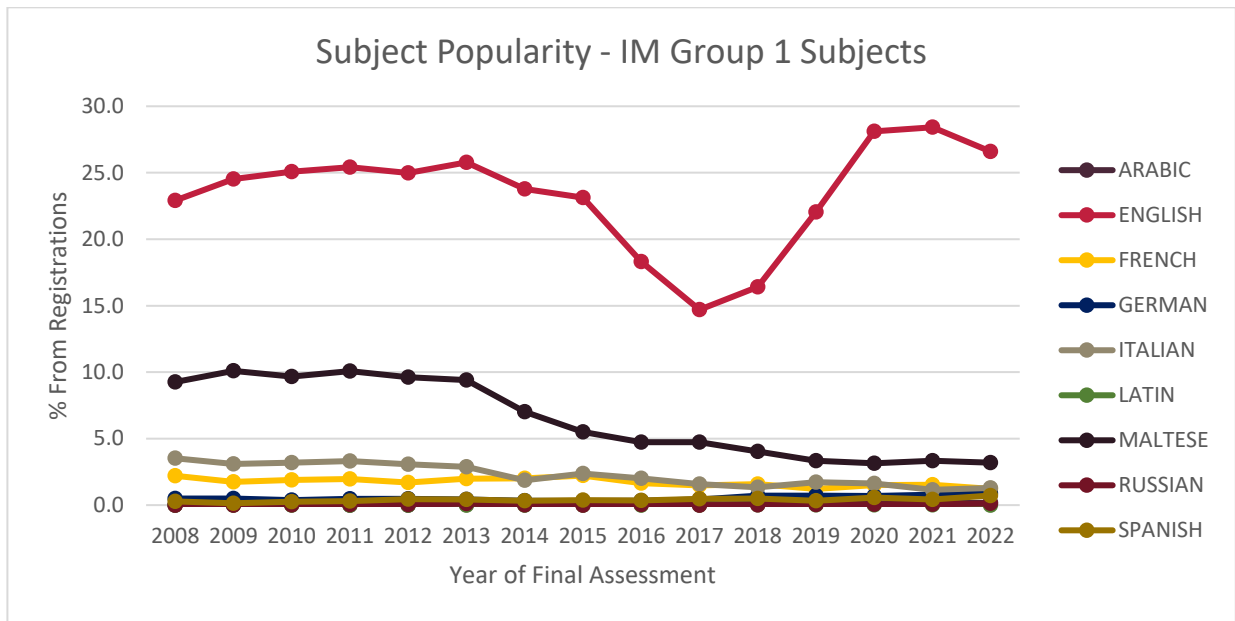


Figure 6.9: Trends in Registrations: Intermediate Group 1 Subjects

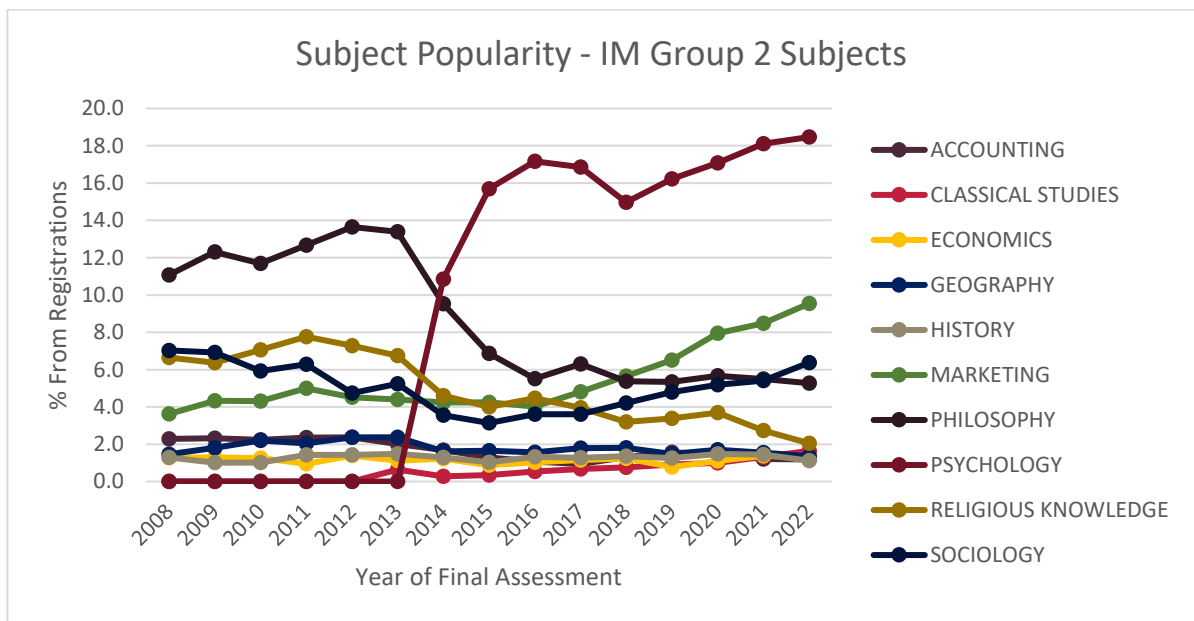


Figure 6.10: Trends in Registrations: Intermediate Group 2 Subjects

Statistical Report (2022): Matriculation Certificate Examinations

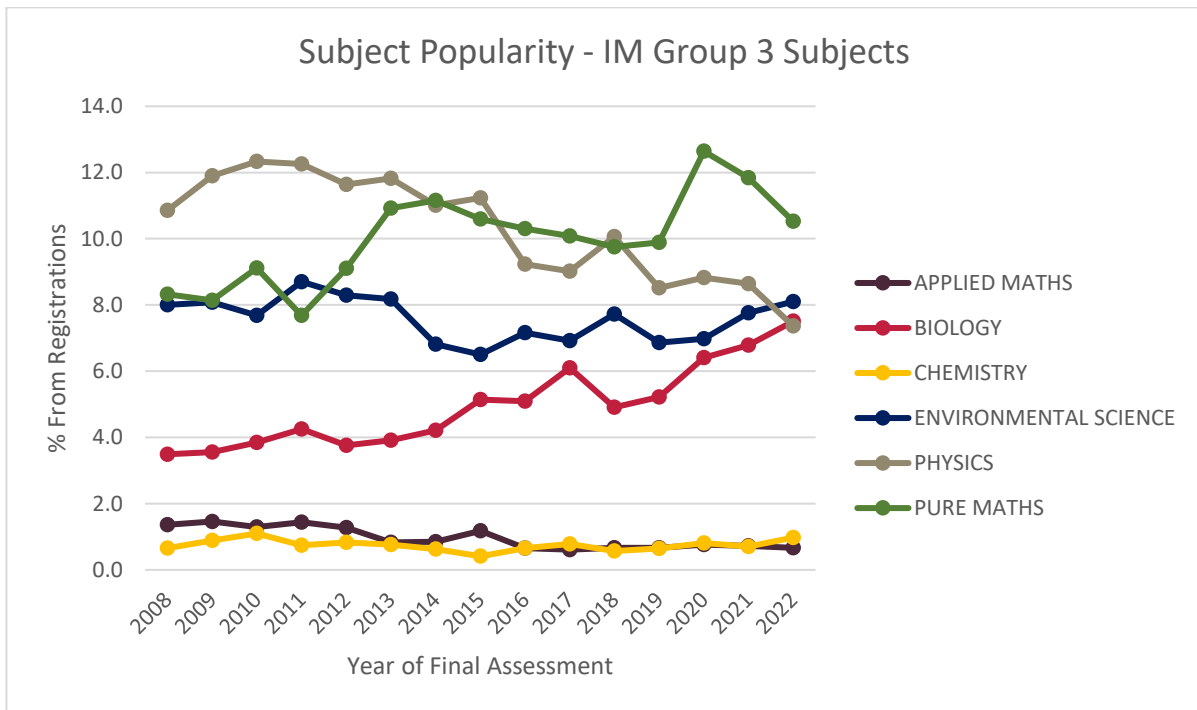


Figure 6.11: Trends in Registrations: Intermediate Group 3 Subjects

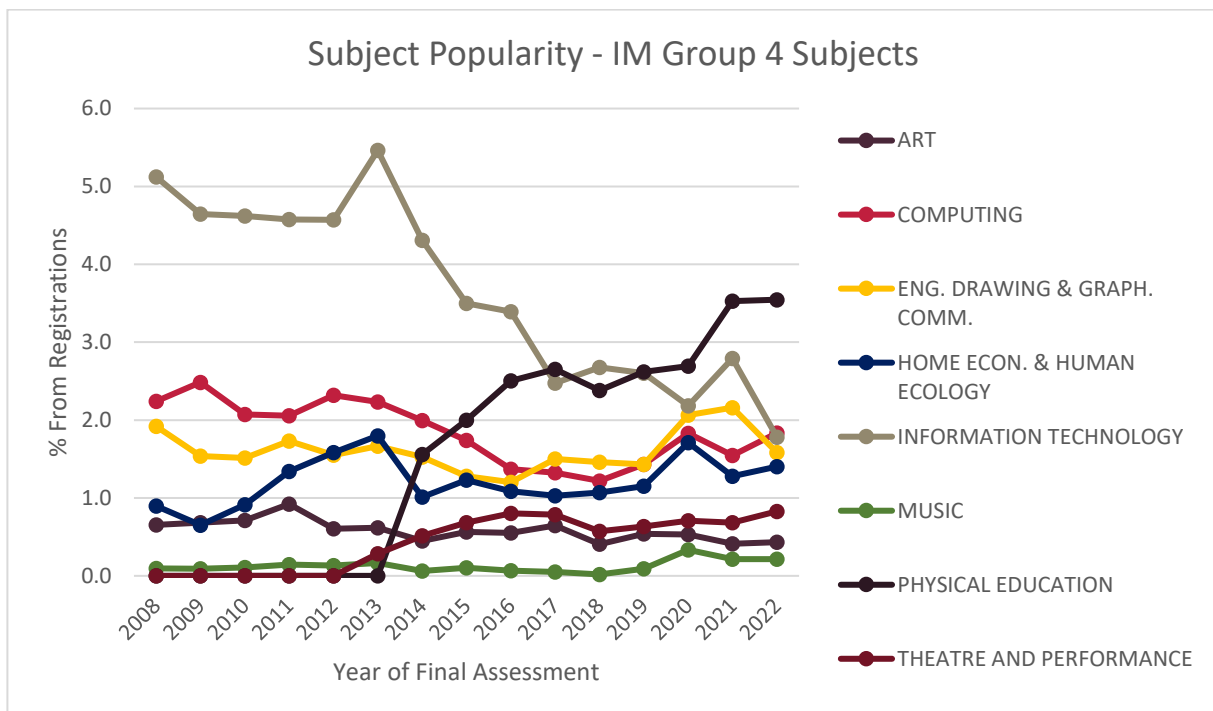


Figure 6.12: Trends in Registrations: Intermediate Group 4 Subjects

From the figures above, the following trends are noted:

- Most Group 1 subjects at Intermediate level have plummeted in registrations. However, registrations for Intermediate English have increased considerably since 2017 except for the past year (26.6% in 2022 compared to 28.4% in 2021).

## Statistical Report (2022): Matriculation Certificate Examinations

- The introduction of Intermediate Psychology (Group 2) and Intermediate Physical Education (Group 4) in 2013 appear to have had a considerable effect on other subjects at Intermediate level. The popularity of the following Intermediate level subjects has decreased considerably from 2013: Intermediate Maltese, Intermediate Philosophy and Intermediate Religious Knowledge. These shifts can be attributed to the displacement effects of the new subject choices. Intermediate Sociology can be observed to have been increasing for the past 5 years in the percentage of candidates from total registrations sitting for the subject's examination.
- For Intermediate Group 3 subjects, the popularity of most subjects changes haphazardly between years. In general, it seems more candidates are registering for Intermediate Biology while there is a noticeable downturn over the years in candidates registering for Intermediate Environmental Science. The popularity of Pure Mathematics has seen a sharp increase in 2020 after six years (2014-2019) of slowly decreasing following a sharp increase between 2011 and 2013. However, this increase has since started to be neutralised in the past 3 years. Chemistry and Applied Mathematics are small entry subjects. There are no sudden drops in registrations in Group 3 subjects coinciding with the entry of Intermediate Physical Education and Intermediate Psychology.

The following figure shows the percentage candidates applying for Intermediate Systems of Knowledge in the First session. Candidates need to obtain a pass in Intermediate Systems of Knowledge to qualify for the Matriculation Certificate. Thus, candidates who did not sit for Intermediate Systems of Knowledge were not attempting to qualify for the Matriculation Certificate in that session of examinations, unless they had already obtained a passing grade in subject in a previous session. With the change in regulations in 2012, the percentage of candidates registering for Intermediate Systems of Knowledge in the First examination session has decreased by a few percentage points. Following an upturn in registrations last year, this year the values are in line with those of 2017.

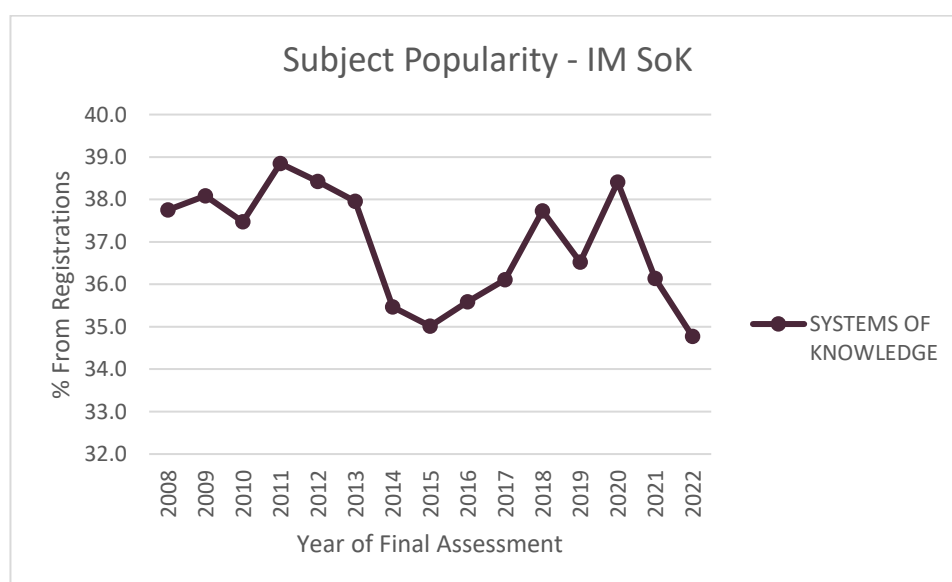


Figure 6.13: Trends in Registrations: Intermediate Systems of Knowledge

As from 2020's statistical report, a second appendix is included which presents tables giving information about the combination of subject examinations by candidates in the First session. Some notable observations from the tables in Appendix B are the following:

## Statistical Report (2022): Matriculation Certificate Examinations

- Most candidates couple Advanced examinations of Chemistry and Biology (92.3%). Out of the 441 candidates registering for Chemistry, 407 registered for Biology. For the other 185 candidates who registered for Advanced Biology, other common choices were Advanced English (64 candidates) and Advanced Maltese (21 candidates).
- AM English and Maltese are another common combination, although to a much lesser extent than Chemistry and Biology. Of the 783 candidates who registered for Advanced English and 533 for Advanced Maltese, 293 registered for both. This means that 55% of candidates who chose Advanced Maltese also chose Advanced English, while 37.4% of candidates who chose Advanced English also chose Advanced Maltese.
- The same thing can be said about Advanced Pure Mathematics and Physics (59.5%). Of the 514 candidates who registered for Advanced Pure Mathematics and the 402 who registered for Advanced Physics, 306 registered for both. Furthermore, 72.7% of Advanced Applied Mathematics candidates also chose Advanced Physics.
- Advanced Computing and Pure Mathematics, and Marketing and Information Technology are other subjects which were frequently combined in 2022.

Trends for subject choices at Intermediate level are harder to notice. Large subjects, such as Intermediate English and Psychology, are usually well represented among the cohorts for the other subjects.

### Passes in 2022

This section brings together the main statistical results of the 2022 First and Second examination sessions. These include the number of all candidates who qualified for the Matriculation Certificate in 2022 and, separately, the number of candidates of the 2004 cohort who qualified for the Matriculation Certificate. Data for the 2003 and 2005 cohort is also shown. These are presented in Table 6.1.

*Table 6.1: Matriculation Certificates Awarded (First and Second Sessions)*

	Males	Females	Total
<b>All Candidates</b>	531	807	1338
<b>2004 cohort</b>	425	646	1071
<b>2003 cohort</b>	77	122	199
<b>2005 cohort</b>	1	7	8

When the results of the 2004 cohort in both examination sessions are aggregated, it is found that 29.1% of the 3,686 children born 18-years earlier qualified for the Matriculation Certificate in 2022. This percentage is an average result which when analysed by sex shows that the successful candidates consist of only 22.4% of males as against 36.1% of females born in 2004. Following what transpired two years ago, where a sharp drop was noticed in the percentage of 18-year-olds qualifying for the Matriculation Certificate, this year has seen a similar amount of candidates obtaining the Matriculation Certificate as last year, which was a record year. Figure 6.13 shows the percentage of the 18-year-olds' cohort who qualified for the Matriculation Certificate as from 2004.



## Statistical Report (2022): Matriculation Certificate Examinations

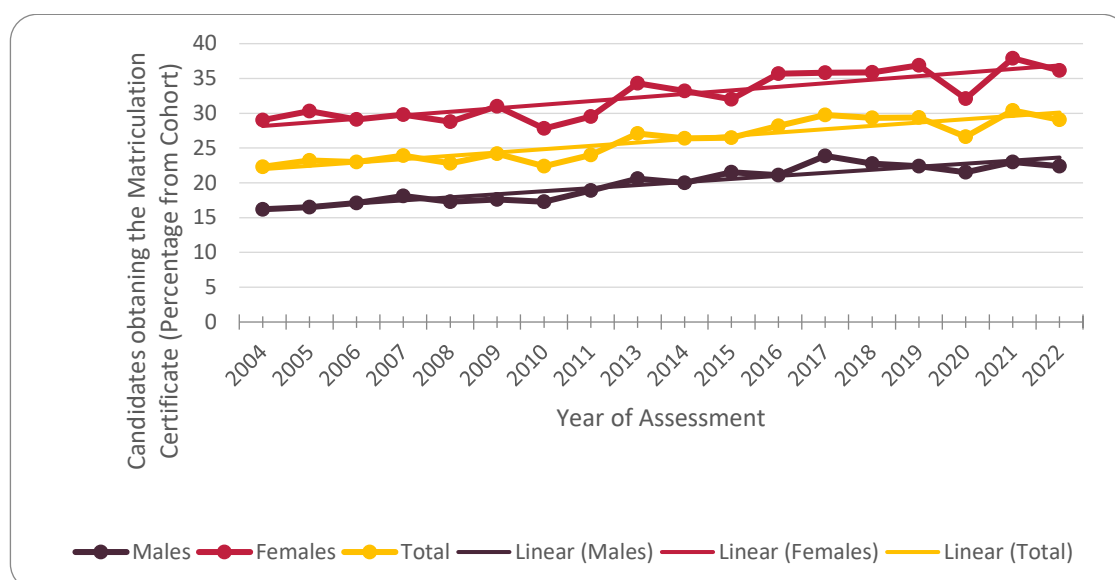


Figure 6.14: Percentage of the 18-year-old cohort who qualified for the Matriculation Certificate, by Year of Assessment and Sex

The number of 18-year-olds residing in Malta is published by NSO in the report World Population Day: 2020. Using these figures, rather than live births 18 years ago, gives a more precise calculation of the percentage of 18-year-olds in Malta obtaining the Matriculation Certificate. Hence the percentage of 18-year-olds residing in Malta obtaining the Matriculation Certificate is calculated to be 25.4% (19.6% of males and 31.4% of females).

The overall percentage of the 18-year-old cohort qualifying for the Matriculation Certificate has exceeded 25% after the change in regulations in 2012. While in the eight years before the change in regulations, an average of 23.2% of the population used to gain the necessary entry requirements for University, in the ten years after the change in regulations 29.1% did so. The difference between males and females in this regard changes abruptly. In 2019, 14.5% more females than males qualified for the Matriculation Certificate. While this value stood at 10.6% in the past two years, 12.4% more females from the 2004 cohort qualified for the Matriculation Certificate.

Table 6.2 indicates the percentage passes in the different subjects at Advanced Level in 2022 in both examination sessions separately. Table 6.3 presents similar data for the Intermediate level subjects. The percentage pass rate is usually higher in the First session than in the Second session. Pass rates in 2022 are generally lower than those reported up till 2018 (when examinations still had a fee). This is explained by the much higher rate of absenteeism since then.

## Statistical Report (2022): Matriculation Certificate Examinations

*Table 6.2: Passes in Advanced Level Subjects (First and Second Sessions)*

Subject	First Session			Second Session		
	Registered	Grades A-E		Registered	Grades A-E	
		N	%		N	%
Accounting	312	197	63.1	75	47	62.7
Applied Mathematics	11	2	18.2	6	1	16.7
Arabic	14	7	50.0	3	2	66.7
Art	94	65	69.1	17	11	64.7
Biology	602	484	80.4	79	47	59.5
Chemistry	441	300	68.0	56	28	50.0
Computing	163	117	71.8	37	16	43.2
Economics	127	88	69.3	20	7	35.0
Engineering Drawing	3	3	100.0	1	0	0.0
English	783	486	62.1	218	126	57.8
French	29	22	75.9	6	3	50.0
Geography	31	21	67.7	7	4	57.1
German	29	23	79.3	10	9	90.0
Graphical Communication	41	30	73.2	13	7	53.8
Greek	0	0		0	0	
History	77	58	75.3	21	12	57.1
Home Econ. & Human Ecology	89	70	78.7	13	10	76.9
Information Technology	49	35	71.4	18	9	50.0
Italian	59	35	59.3	6	4	66.7
Latin	1	1	100.0	0	0	
Maltese	533	412	77.3	150	107	71.3
Marketing	540	374	69.3	227	124	54.6
Music	8	8	100.0	1	1	100.0
Philosophy	104	66	63.5	15	10	66.7
Physics	402	285	70.9	69	44	63.8
Pure Mathematics	514	308	59.9	130	53	40.8
Religious Knowledge	37	13	35.1	22	9	40.9
Russian	4	4	100.0	2	2	100.0
Sociology	230	173	75.2	67	43	64.2
Spanish	32	24	75.0	5	5	100.0
Theatre and Performance	22	17	77.3	2	1	50.0

## Statistical Report (2022): Matriculation Certificate Examinations

An analysis of Table 6.2 indicates that in Advanced level subjects the percentage of candidates obtaining Grades A to E differ substantially between subjects as shown below.

Pass rate (Grades A-E, First Session)	AM Subjects
90% - 100%	Engineering Drawing, Latin, Music, Russian,
80% - 89%	Biology,
70% - 79%	Computing, French, German, Graphical Communication, History, Home Econ. & Human Ecology, Information Technology, Maltese, Physics, Sociology, Spanish, Theatre and Performance,
60% - 69%	Accounting, Art, Chemistry, Economics, English, Geography, Marketing, Philosophy,
50-59%	Italian, Pure Mathematics,
>40%	Applied Mathematics, Religious Knowledge

## Statistical Report (2022): Matriculation Certificate Examinations

*Table 6.3: Passes in Intermediate Level Subjects (First and Second Sessions)*

Subject	First Session			Second Session		
	Registered	Grades A-E		Registered	Grades A-E	
		N	%		N	%
Accounting	66	41	62.1	35	26	74.3
Applied Mathematics	37	16	43.2	29	14	48.3
Arabic	10	6	60.0	6	3	50.0
Art	24	19	79.2	3	2	66.7
Biology	417	252	60.4	243	139	57.2
Chemistry	54	20	37.0	27	12	44.4
Classical Studies	91	64	70.3	30	15	50.0
Computing	102	78	76.5	44	30	68.2
Economics	72	48	66.7	28	18	64.3
Eng. Drawing & Graph. Comm.	88	58	65.9	46	24	52.2
English	1478	952	64.4	848	338	39.9
Environmental Science	450	303	67.3	210	118	56.2
French	68	56	82.4	30	25	83.3
Geography	75	57	76.0	38	28	73.7
German	49	32	65.3	38	29	76.3
Greek	2	0	0.0	0	0	
History	62	45	72.6	21	17	81.0
Home Econ. & Human Ecology	78	54	69.2	41	25	61.0
Information Technology	99	67	67.7	41	14	34.1
Italian	71	50	70.4	21	15	71.4
Latin	0	0		0	0	
Maltese	177	129	72.9	67	51	76.1
Marketing	530	348	65.7	243	144	59.3
Music	12	9	75.0	3	3	100.0
Philosophy	293	196	66.9	101	64	63.4
Physical Education	197	145	73.6	57	32	56.1
Physics	409	231	56.5	187	89	47.6
Psychology	1026	587	57.2	441	239	54.2
Pure Mathematics	585	307	52.5	256	131	51.2
Religious Knowledge	114	80	70.2	72	55	76.4
Russian	7	3	42.9	0	0	
Sociology	354	223	63.0	155	95	61.3
Spanish	40	29	72.5	8	4	50.0
Systems Of Knowledge	1932	1498	77.5	497	351	70.6
Theatre And Performance	46	26	56.5	9	5	55.6

## Statistical Report (2022): Matriculation Certificate Examinations

An analysis of Table 6.3 indicates that in Intermediate level subjects the percentage of candidates obtaining Grades A to E differs substantially between subjects as shown below.

Pass rate (Grades A-E, First Session)	IM Subjects
<b>80% - 89%</b>	French,
<b>70% - 79%</b>	Art, Classical Studies, Computing, Geography, History, Italian, Maltese, Music, Physical Education, Religious Knowledge, Spanish, Systems of Knowledge,
<b>60% - 69%</b>	Accounting, Biology, Economics, Eng. Drawing & Graph. Comm., English, Environmental Science, German, Home Econ. & Human Ecology, Information Technology, Marketing, Philosophy, Sociology,
<b>50-59%</b>	Physics, Psychology, Pure Mathematics, Theatre & Performance,
<b>&gt;40%</b>	Applied Mathematics, Chemistry, Greek, Russian

### Revision of Papers

The numbers of candidates applying for Revision of Papers from 2004 to 2022 are shown in Table 6.4. The table that follows, Table 6.5, shows the percentage of these applicants who had their grade revised. The two figures that follow represent this data graphically.

*Table 6.4: Percentage Applications for Revision of Papers by Year, Session and Level*

Year	First Session		Second Session	
	Advanced Matriculation (AM)	Intermediate Matriculation (IM)	Advanced Matriculation (AM)	Intermediate Matriculation (IM)
<b>2005</b>	7.7	3.5	6.8	7.2
<b>2006</b>	5.9	2.7	9.6	8.0
<b>2007</b>	6.8	3.6	7.0	5.8
<b>2008</b>	5.5	4.4	5.7	4.3
<b>2009</b>	5.2	3.0	6.6	4.2
<b>2010</b>	6.2	4.1	7.3	6.3
<b>2011</b>	7.4	4.0	7.4	6.2
<b>2013</b>	8.2	4.0	2.9	4.2
<b>2014</b>	7.5	3.5	7.1	6.0
<b>2015</b>	8.5	3.1	5.5	2.7
<b>2016</b>	7.9	3.0	4.8	3.4
<b>2017</b>	6.9	3.1	8.2	5.9
<b>2018</b>	10.3	7.4	6.6	6.9
<b>2019</b>	9.2	5.2	4.2	5.9
<b>2020</b>	5.4	4.6	4.0	4.2
<b>2021</b>	5.3	2.6	4.9	3.3
<b>2022</b>	5.0	2.6	3.1	4.5

Statistical Report (2022): Matriculation Certificate Examinations

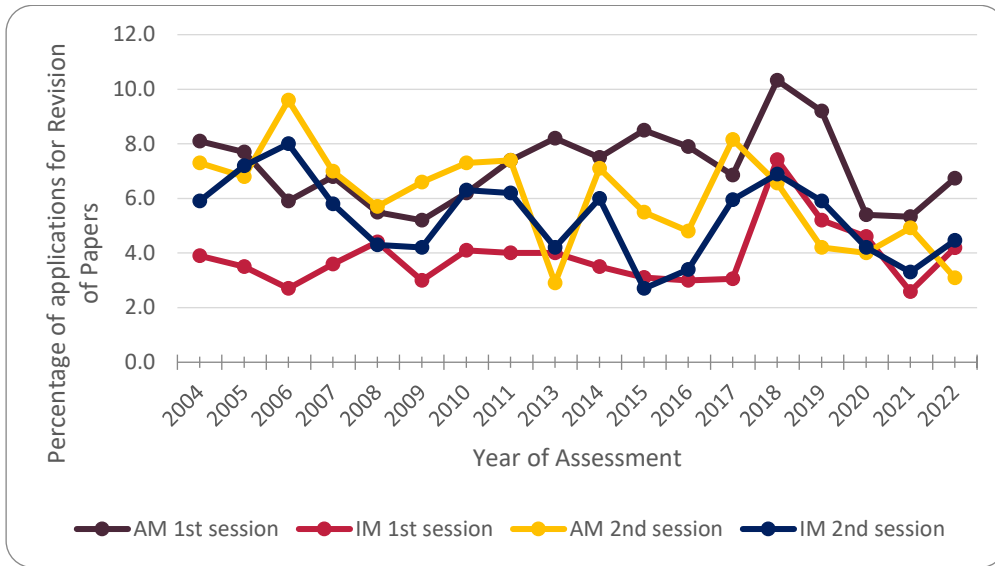


Figure 6.15: Percentage Applications for Revision of Papers by Year, Session and Level

Figure 6.14 suggests that the percentage of candidates applying for Revision of Papers has followed no particular trend across the years from 2004 to 2022. Drops and peaks along the years seem rather random. Thus, while in 2018 a sharp increase in the percentage requests for Revision of Papers is noted, especially for Intermediate and Advanced subjects following the First session, percentage registrations declined in 2019. Usually, the percentage of candidates applying for Revision of Papers is higher for Advanced Matriculation subjects.

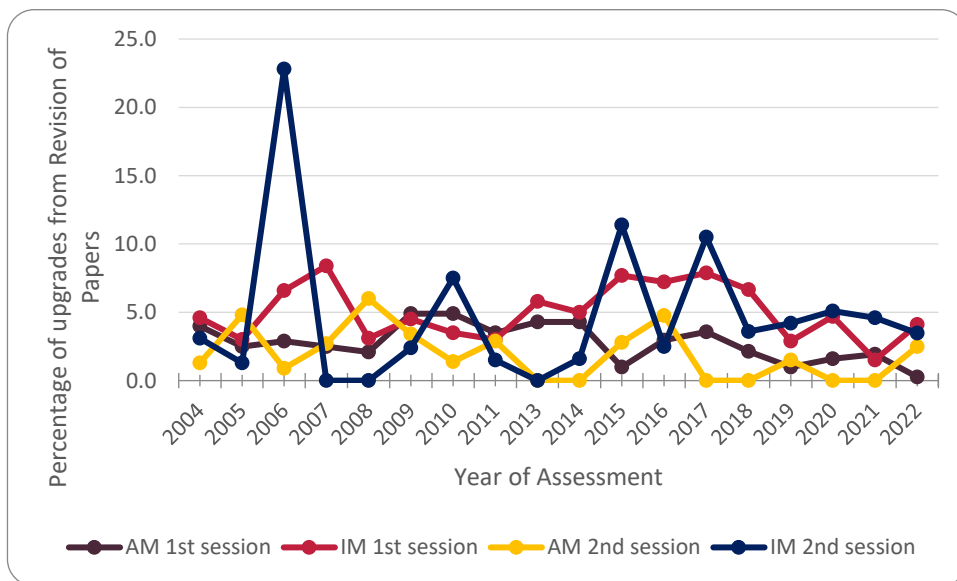


Figure 6.16: Percentage Upgrades from Revision of Papers by Year, Session and Level

Statistical Report (2022): Matriculation Certificate Examinations

Table 6.5: Percentage Upgrades from Revision of Papers by Year, Session and Level

Year	First Session		Second Session	
	Advanced Matriculation (AM)	Intermediate Matriculation (IM)	Advanced Matriculation (AM)	Intermediate Matriculation (IM)
2005	2.5	3.0	4.8	1.3
2006	2.9	6.6	0.9	22.8
2007	2.5	8.4	2.7	0.0
2008	2.1	3.1	6.0	0.0
2009	4.9	4.5	3.4	2.4
2010	4.9	3.5	1.4	7.5
2011	3.5	3.0	2.9	1.5
2013	4.3	5.8	0.0	0.0
2014	4.3	5.0	0.0	1.6
2015	1.0	7.7	2.8	11.4
2016	3.0	7.2	4.8	2.5
2017	3.6	7.9	0.0	10.5
2018	2.1	6.7	0.0	3.6
2019	1.0	2.9	1.5	4.2
2020	1.6	4.7	0.0	5.1
2021	1.9	1.5	0.0	4.6
2022	0.3	4.1	2.5	3.5

Figure 6.16 suggests that the percentage of upgrades from Revision of Papers has also followed no particular trend across the years from 2004 to 2022. The increased percentage of upgrades in Intermediate subjects for 2017 second session is explained by a number of upgrades resulting from MATSEC’s internal quality assurance exercises. These upgrades, although not a direct result of Revision of Papers, are listed as such. The percentage of upgrades from Revision of Papers ranges from 0% (nine instances) to 22.8% (IM 2<sup>nd</sup> 2006).

## 7. CONCLUSION

This report has been produced with the intention of providing valid and reliable information about various aspects of the 2022 Matriculation Examination sessions. The emphasis is on both the presentation of the information as well as on important analyses that are possible as a result of this information. The report also makes it possible for individuals and institutions to carry out further analyses on the data presented. This report may also be used as a basis of an evaluation of the Matriculation Certificate system of examinations that has been in operation for more than twenty years to date. Trends from the change in regulations in 2012 are also visible.

Comments on this report and any recommendations on improving this or similar documents published by the MATSEC are welcome. These are to be addressed to Assessment Research and Development Office, MATSEC, Università ta' Malta on Tel: 2340 2814/5/6 or email: [matsec@um.edu.mt](mailto:matsec@um.edu.mt).



**APPENDIX A**

Time Tables for the 2021 MATSEC Examination Sessions

# Statistical Report (2022): Matriculation Certificate Examinations



Matriculation and Secondary Education Certificate Examinations Board

## First 2022 Session Timetable

	ADVANCED MATRICULATION FIRST SESSION		INTERMEDIATE MATRICULATION FIRST SESSION		
	09:00	16:00	09:00	16:00	
Friday 29 April	Philosophy I		Philosophy	Systems of Knowledge	Friday 29 April
Saturday 30 April	Maltese I/Applied Mathematics I	Maltese II	Maltese		Saturday 30 April
Monday 2 May	Home Economics I	Marketing I			Monday 2 May
Tuesday 3 May	Home Economics II	Maltese III/Applied Mathematics II	Home Economics	Applied Mathematics	Tuesday 3 May
Wednesday 4 May	Philosophy II	Marketing II		Marketing	Wednesday 4 May
Thursday 5 May	History I	Accounting I	History	Accounting	Thursday 5 May
Friday 6 May	Accounting II/Arabic II	History II	Arabic	Physical Education	Friday 6 May
Saturday 7 May	Pure Mathematics I	History III	Pure Mathematics		Saturday 7 May
Monday 9 May	Pure Mathematics II	Arabic III/Russian I/ Italian I Part I (15:00)		Italian (List.) (17:00)	Monday 9 May
Tuesday 10 May	Biology I	Biology II		Biology	Tuesday 10 May
Wednesday 11 May	Biology III	French IV & I		French	Wednesday 11 May
Thursday 12 May	French II	Russian II/Spanish (List.) (15:00)		Spanish (List.) (16:00)	Thursday 12 May
Friday 13 May	Russian III	German I/Greek I	Russian	Greek	Friday 13 May
Saturday 14 May	Religious Knowledge I	Religious Knowledge II	Religious Knowledge		Saturday 14 May
Monday 16 May	Economics I	Chemistry I			Monday 16 May
Tuesday 17 May	Economics II	Chemistry II	Economics	Chemistry	Tuesday 17 May
Wednesday 18 May	Geography I		Geography	Psychology	Wednesday 18 May
Thursday 19 May	German III	German II (List. & Reading)/Greek II	German	German (List.) (15:00)	Thursday 19 May
Friday 20 May	Geography II	Italian II		Italian	Friday 20 May
Saturday 21 May	English I	English II			Saturday 21 May
Monday 23 May	Italian III	English III		English	Monday 23 May
Tuesday 24 May	Computing I/Info Tech I	Theatre and Performance I		Theatre and Performance	Tuesday 24 May
Wednesday 25 May	French III	Computing II/Info Tech II		Computing/Info Tech	Wednesday 25 May
Thursday 26 May	Theatre and Performance II	Italian IV			Thursday 26 May
Friday 27 May	Sociology I	Sociology II	Music (Parts I & III)	Music (Part III cont.)	Friday 27 May
Saturday 28 May	Physics I	Physics II	Environmental Science	Physics	Saturday 28 May
Monday 30 May	Sociology III	Music I	Sociology		Monday 30 May
Tuesday 31 May	Eng Draw/Graph Comm I	Eng Draw/Graph Comm II	Latin/Classical Studies	Eng Draw & Graph Comm	Tuesday 31 May
Wednesday 1 June	Spanish I/Latin I	Latin II/Physics III			Wednesday 1 June
Thursday 2 June	Music III (performance/composition)/ Spanish II	Music II (Part II)	Spanish	Music (Part II)	Thursday 2 June
Saturday 4 June	Art I	Art II	Art		Saturday 4 June
Monday 6 June	Spanish III	Art III			Monday 6 June

# Statistical Report (2022): Matriculation Certificate Examinations



Matriculation and Secondary Education Certificate Examinations Board

## Main/First 2022 Session Timetable

ORAL EXAMINATIONS		PRACTICAL EXAMINATIONS		PHYSICAL EDUCATION EXAMINATIONS	
<b>Advanced Matriculation Orals</b>		<b>SEC Listening Comprehension/Dictation</b>		<b>Intermediate Matriculation Activities</b>	
Maltese	Monday 21 March	Italian	Thursday 7 April	All Activities	Friday 25 March
	Tuesday 22 March	French	Thursday 7 April		Monday 28 March
	Wednesday 23 March	German/Russian	Thursday 21 April		Tuesday 29 March
	Thursday 24 March	Spanish	Friday 22 April		Wednesday 30 March
French	Wednesday 6 April	English	Thursday 28 April	<b>SEC Activities</b>	
Arabic/German/Spanish/Russian	Tuesday 12 April	SEAC English	Friday 29 April	Athletics, Games, Gym and Dance	
Italian	Saturday 23 April	<b>SEC Reading &amp; Conversation</b>		Swimming	
Music II Part I	Monday 6 June	Monday 21 March		SEC Physical Education	
<b>Intermediate Matriculation Orals</b>		Tuesday 22 March		SEC P.E. candidates are to indicate their choice of activities on the on-line form.	
Italian	Thursday 7 April	Wednesday 23 March		Candidates will receive their Index Number and Venue details for Oral and Written Examinations in due course.	
Arabic/German/Spanish/Russian	Thursday 7 April	Thursday 24 March			
Maltese	Saturday 9 April	Monday 28 March			
French	Monday 11 April	Friday 22 April			
		Tuesday 29 March			
		Wednesday 30 March			
		Friday 1 April			
		Monday 4 April			
		Tuesday 5 April			
		Wednesday 6 April			
		Monday 25 April			
		Tuesday 26 April			
		Wednesday 27 April			
		<b>SEAC Controlled Oral</b>			
		English			
		Thursday 28 April			
		<b>Advanced Matriculation Practicals</b>			
		Candidates sitting for Theatre and Performance are to present a video recording of performance and logbook to MATSEC or the Examinations Centre Victoria, Gozo between Monday 21 February 2022 and Friday 11 March 2022 both dates inclusive from 8:00 – 12:00 or 14:00 – 16:00. All candidates will be assessed by the Board of Examiners. Candidates will be called for an interview regarding their solo performance. Interviews will be held between Monday 21 March 2022 and Tuesday 12 April 2022 both dates inclusive.			
		Chemistry			
		Friday 3 June			
		<b>Intermediate Matriculation Practicals</b>			
		Candidates sitting for Theatre and Performance are to present a video recording of performance and logbook to MATSEC or the Examinations Centre Victoria, Gozo between Monday 21 February 2022 and Friday 11 March 2022 both dates inclusive from 8:00 – 12:00 or 14:00 – 16:00. All candidates will be assessed by the Board of Examiners. Candidates will be called for an interview regarding their solo performance. Interviews will be held between Monday 21 March 2022 and Tuesday 12 April 2022 both dates inclusive.			
		<b>SEC VOCATIONAL SUBJECTS UNIT III</b>			
		Information Technology			
		Monday 25 April			
		Hairdressing and Beauty			
		Monday 25 April			
		Hospitality			
		Tuesday 26 April			
		Fashion and Textiles			
		Tuesday 26 April			
		Media Literacy Education			
		Wednesday 27 April			
		Engineering Technology			
		Wednesday 27 April			
		Retail			
		Thursday 28 April			
		Health and Social Care			
		Thursday 28 April			
		Agribusiness			
		Thursday 28 April			

Following registration, candidates will be informed individually about:

1. SEC Listening Comprehension/Dictation (Group Examinations)
2. SEC Reading, Conversation, Role Play, etc. (Individual Oral Examinations)
3. SEC Physical Education Activities
4. Advanced Matriculation Oral Examinations
5. Advanced Matriculation Music Oral/Aural examinations

6. Advanced Matriculation Chemistry, and Theatre and Performance Practicals
7. Intermediate Matriculation Physical Education Activities
8. Intermediate Matriculation Theatre and Performance Practicals

# Statistical Report (2022): Matriculation Certificate Examinations



Matriculation and Secondary Education Certificate Examinations Board

## Main/First 2022 Session Notices

Advanced Matriculation	Intermediate Matriculation	Secondary Education Certificate
<p><b>Heads of School</b> are to send the <b>coursework assessment marks</b> for <b>Engineering Drawing &amp; Graphical Communication, Information Technology, Geography and Home Economics and Human Ecology</b> to <b>MATSEC</b> by <b>Friday 11 March 2022</b>. <b>Moderation of coursework</b> in schools will take place between <b>Monday 21 March 2022</b> and <b>Tuesday 12 April 2022, both dates inclusive</b>.</p> <p>All candidates sitting for <b>Art</b> and <b>Private candidates</b> sitting for <b>Engineering Drawing &amp; Graphical Communication, Information Technology, Geography and Home Economics and Human Ecology</b> are to present their project to <b>MATSEC</b> or the <b>Examinations Centre Victoria, Gozo</b> between <b>Monday 21 February 2022</b> and <b>Friday 11 March 2022</b> both dates inclusive from <b>8:00 – 12:00</b> or <b>14:00 – 16:00</b>.</p> <p><b>AM Art candidates</b> are to indicate whether for <b>Paper II – Work from Observation</b> – they will be choosing <b>Option (i) Still-life with Man-made and Natural forms</b>, or <b>Option (ii) the Human Figure</b>. Candidates will receive a form on which to indicate their choice from the Examinations Department.</p> <p>The starting points of the <b>AM Art Thematic Project Work</b> will be published on the <b>MATSEC website</b> by <b>Friday 8 April 2022</b>. Candidates are to hand in this work at the end of the <b>AM ART Paper I (Extended Thematic Project)</b> examination session in a folder.</p> <p>Candidates sitting for <b>Music</b> are to present <b>two copies of the composition</b> (if chosen) to <b>MATSEC</b> or the <b>Examinations Centre Victoria, Gozo</b> by <b>Friday 22 April 2022</b>.</p> <p>Reference should be made to the respective syllabi for further details about each subject including folders required.</p>	<p><b>Heads of School</b> are to send the <b>coursework assessment marks</b> for <b>Information Technology and Systems of Knowledge</b> to <b>MATSEC</b> by <b>Friday 11 March 2022</b>. <b>Moderation of coursework</b> in schools will take place between <b>Monday 21 March 2022</b> and <b>Tuesday 12 April 2022, both dates inclusive</b>.</p> <p>All candidates sitting for <b>Art</b>, and <b>Private candidates</b> sitting for <b>Information Technology and Systems of Knowledge</b> are to present their project to <b>MATSEC</b> or the <b>Examinations Centre Victoria, Gozo</b> between <b>Monday 21 February 2022</b> and <b>Friday 11 March 2022</b> both dates inclusive from <b>8:00 – 12:00</b> or <b>14:00 – 16:00</b>.</p> <p><b>IM Art candidates</b> are to indicate whether for <b>Part II Section A – Work from Observation</b> – they will be choosing <b>Option (i) Still-life with Man-made and Natural forms</b>, or <b>Option (ii) the Human Figure</b>. Candidates will receive a form on which to indicate their choice from the Examinations Department.</p> <p>The starting points of the <b>IM Art Thematic Project Work</b> will be published on the <b>MATSEC website</b> by <b>Friday 8 April 2022</b>. Candidates are to present this work on <b>Wednesday 8 June 2022</b> from <b>08:00 – 12:00</b> or <b>14:00 – 16:00</b> at <b>MATSEC</b> or the <b>Examinations Centre Victoria, Gozo</b>.</p> <p>Candidates sitting for <b>Music</b> are to present <b>two copies of the composition</b> (if chosen) to <b>MATSEC</b> or the <b>Examinations Centre Victoria, Gozo</b> by <b>Friday 22 April 2022</b>.</p> <p>Reference should be made to the respective syllabi for further details about each subject including folders required.</p>	<p><b>Heads of School</b> are to send the <b>coursework assessment marks</b> for the subjects outlined below to <b>MATSEC</b> by <b>Friday 11 March 2022</b>. In due course, each respective school will be sent sheets for the candidates' assessment marks to be filled in. <b>Moderation of coursework</b> in schools will take place between <b>Monday 21 March 2022</b> and <b>Tuesday 12 April 2022, both dates inclusive</b>.</p> <p><b>Private candidates</b> are to present their coursework for the subjects outlined below to <b>MATSEC</b> or the <b>Examinations Centre Victoria, Gozo</b> between <b>Monday 21 February 2022</b> and <b>Friday 11 March 2022</b> both dates inclusive from <b>8:00 – 12:00</b> or <b>14:00 – 16:00</b>.</p> <p><b>Subjects:</b> Art   Biology   Chemistry   Computer Studies   Design and Technology   Ethics   Home Economics   Physical Education &amp; Physics</p> <p><b>SEC Art candidates</b> are to indicate whether for <b>Paper I – Work from Observation</b> – they will be choosing <b>Option (a) Still-life, composed of Man-made and Natural forms</b>, or <b>Option (b) the Human Figure</b>. Candidates are to indicate their choice on the online application choice at the time of registration.</p> <p>The <b>Art General Themes</b> will be published on the <b>MATSEC website</b> by <b>Friday 13 May 2022</b>.</p>
<p><b>Coursework Notice</b></p> <p>All coursework submitted by private candidates will be assessed by the Board of Examiners for the subject. With the exception of IM and AM Art, it is to be presented in a special folder obtainable from MATSEC. All candidates may be called for an interview regarding their coursework. Interviews will be held between <b>Monday 21 March 2022</b> and <b>Tuesday 12 April 2022</b> both dates inclusive.</p> <p>Specific dates will be scheduled per subject (where applicable). Interviews related to a particular subject cannot be scheduled outside the dates pertaining to the subject concerned.</p> <p>Coursework presented to MATSEC is to be collected between <b>Thursday 18 August 2022</b> and <b>Friday 19 August 2022</b> from <b>08:00 – 12:00</b>.</p> <p>The MATSEC Board reserves the right to keep any of the works submitted by candidates.</p>		
<p><b>Access Arrangements</b> - Candidates are to apply for Exam Access Arrangements by <b>Friday 26 November 2021</b> at MATSEC. Late applications for Exam Access Arrangements will only be accepted with late examination registrations on the 2 and 3 December 2021. Late fees will apply. Applications for Exam Access Arrangements beyond the 3 December 2021 will be accepted and very late fees will apply.</p> <p><b>MATSEC WILL NOT MAKE ANY ARRANGEMENTS IN CASE OF CLASHES WITH EXAMINATIONS OF OTHER BOARDS.</b> COLLEGES/SCHOOLS ARE ADVISED TO TAKE NOTE OF EXAMINATION DATES BEFORE STAGING SCHOOL ACTIVITIES FOR CANDIDATES SITTING FOR MATSEC EXAMINATIONS ON THE PRESCRIBED DATES AS ALTERATIONS WILL NOT BE CONSIDERED. <b>REGISTRATIONS WILL BE OPEN BETWEEN 15 AND 26 NOVEMBER 2021.</b> TO REGISTER, CANDIDATES ARE TO <b>APPLY ONLINE ON <a href="http://www.myexams.gov.mt">www.myexams.gov.mt</a></b> Request for any Changes/Cancellations in registration will only be accepted between the 29 November and 1 December 2021. Changes to candidates' details after the 1 December will incur additional charges. <b>LATE APPLICATIONS WILL BE ACCEPTED APPLY ONLINE ON <a href="http://www.myexams.gov.mt">www.myexams.gov.mt</a> on 2 AND 3 DECEMBER 2021. ADDITIONAL FEES APPLY.</b> A CANDIDATES' HANDBOOK IS AVAILABLE TO DOWNLOAD FROM: <a href="https://www.um.edu.mt/matsec/guidelines-policies">https://www.um.edu.mt/matsec/guidelines-policies</a></p>		

# Statistical Report (2022): Matriculation Certificate Examinations



Matriculation and Secondary Education Certificate Examinations Board

## Supplementary/Second Session - 2022 Timetable

ADVANCED MATRICULATION SECOND SESSION		
Date	09:00	16:00
Friday 26 August	Chemistry Practical Exams ( <i>am/pm</i> )	
Saturday 27 August		
Monday 29 August	Paper I (All Subjects)	
Tuesday 30 August	Paper II (All Subjects)	
Wednesday 31 August	Paper III (All Subjects) where applicable	
Thursday 1 September		
Friday 2 September		
Saturday 3 September		

ADVANCED MATRICULATION NOTICES		
Subject/Paper	Date	Time
<b>Italian</b>		
Paper I ( <i>Listening Comprehension and Dictation</i> )	Monday 29 August	To be announced
Paper II	Monday 29 August	To be announced
Paper III	Tuesday 30 August	09:00
Paper IV	Wednesday 31 August	09:00
<b>French</b>		
Paper IV ( <i>Dictation</i> )	Wednesday 24 August	To be announced
<b>Spanish</b>		
<i>Listening Comprehension</i>	Wednesday 24 August	To be announced
<b>German</b>		
<i>Listening Comprehension</i>	Tuesday 30 August	To be announced
<b>Music</b>		
Paper I ( <i>Part I and II</i> )	Monday 22 August	To be announced
Paper III	Wednesday 31 August	To be announced

TWO copies of the music composition (if chosen) are to be presented to MATSEC or the Examinations Centre, Victoria Gozo by Friday 19 August from 08:00 to 12:00

INTERMEDIATE SECOND SESSION	
09:00	16:00
Physical Education Practical Exam ( <i>am/pm</i> )	
	Systems of Knowledge
Group I Subjects	Group II Subjects
Group IV Subjects	Group III Subjects

SECONDARY EDUCATION APPLIED CERTIFICATE SUPPLEMENTARY SESSION	
	09:00
Thursday 1 September	English and Communication

INTERMEDIATE MATRICULATION NOTICES		
Subject/Paper	Date	Time
<b>German</b>		
<i>Listening Comprehension</i>	Thursday 25 August	To be announced
<b>Italian</b>		
<i>Listening Comprehension</i>	Thursday 25 August	To be announced
<b>Spanish</b>		
<i>Listening Comprehension</i>	Thursday 25 August	To be announced
<b>Music</b>		

TWO copies of the music composition (if chosen) are to be presented to MATSEC or the Examinations Centre, Victoria Gozo by Friday 19 August from 08:00 to 12:00

SECONDARY EDUCATION CERTIFICATE SUPPLEMENTARY SESSION	
09:00	16:00
Biology/Chemistry/Physics Paper I	Biology/Chemistry/Physics Paper II
Mathematics I	Mathematics II
Maltese I	Maltese II
English Language I	English Language II

GROUP SUBJECTS	
Group I	
Maltese	Greek
Arabic	Italian
English	Latin
French	Russian
German	Spanish
Group II	
Accounting	Marketing
Classical Studies*	Philosophy
Economics	Psychology*
Geography	Religious Knowledge
History	Sociology
Group III	
Applied Mathematics (Mechanics)	Environmental Science*
Biology	Physics
Chemistry	Pure Mathematics
Group IV	
Art	Information Technology
Computing	Music
Engineering Drawing	Physical Education*
Graphical Communication	Theatre and Performance
Home Economics and Human Ecology	

Systems of Knowledge\*

\*offered at Intermediate Level (IM) only

# Statistical Report (2022): Matriculation Certificate Examinations



Matriculation and Secondary Education Certificate Examinations Board

## Supplementary/Second Session - 2022 Timetable

### ADVANCED MATRICULATION

#### Orals

Arabic/French/German/Italian/Maltese/Russian/Spanish **Wednesday 24 August**  
 Music II Part I **Monday 5 September**

#### Practicals

#### Theatre and Performance

Candidates sitting for **Theatre and Performance** are to present a video recording of performance and logbook to **MATSEC** or the **Examinations Centre Victoria, Gozo** by **Monday 1 August 2022**. All candidates will be assessed by the Board of Examiners. Candidates will be called for an interview regarding their solo performance. Interviews will be held between **Wednesday 17 August** and **Friday 9 September 2022** both dates inclusive.

#### Art | All Candidates

Presentation of Coursework (Portfolio, Personal Study and Visual Journal) by **Monday 1 August 2022** at **MATSEC** or the **Examination Centre in Victoria, Gozo**.

Starting points of **Thematic Project Work** will be published in **Notices** section of **MATSEC** website by **Tuesday 5 July 2022**. Candidates are to hand in this work at the end of the **AM Art I (Extended Thematic Project)** examination session in a folder.

#### Engineering Drawing & Graphical Communication, Information Technology, Geography, Home Economics and Human Ecology | Private Candidates

Presentation of Project by **Monday 1 August 2022** at **MATSEC** or the **Examination Centre in Victoria, Gozo**.

**Coursework/Project Interviews: Wednesday 17 August 2022 – Friday 9 September 2022 both dates inclusive. All candidates may be called for an interview. Specific dates will be scheduled per subject where applicable. Interviews related to a particular subject cannot be scheduled outside the dates pertaining to the subject concerned**

### SECONDARY EDUCATION CERTIFICATE

#### Biology, Chemistry, Physics | Private Candidates

Presentation of Project by **Monday 1 August 2022** at **MATSEC** or the **Examination Centre in Victoria, Gozo**.

**Coursework/Project Interviews: Wednesday 17 August 2022 – Friday 9 September 2022 both dates inclusive. All candidates may be called for an interview. Specific dates will be scheduled per subject where applicable. Interviews related to a particular subject cannot be scheduled outside the dates pertaining to the subject concerned.**

**CANDIDATES REGISTERING FOR AN EXAMINATION FOR THE FIRST TIME WILL BE TREATED AS PRIVATE CANDIDATES. THEREFORE, ALL COURSEWORK/PROJECT WORK IS TO BE PRESENTED TO MATSEC OR THE EXAMINATIONS CENTRE, VICTORIA GOZO AS INDICATED ABOVE.**

Coursework presented to **MATSEC** is to be collected during the week starting **Monday 24 October 2022** from **08:00 – 12:00** and **14:00 – 16:00**.  
**The MATSEC Board reserves the right to keep any of the works submitted by candidates.**

### INTERMEDIATE MATRICULATION

#### Orals

Arabic/French/German/Italian/Maltese/Russian/Spanish **Thursday 25 August**

#### Practicals

#### Theatre and Performance

Candidates sitting for **Theatre and Performance** are to present a video recording of performance and logbook to **MATSEC** or the **Examinations Centre Victoria, Gozo** by **Monday 1 August 2022**. All candidates will be assessed by the Board of Examiners. Candidates will be called for an interview regarding their solo performance. Interviews will be held between **Wednesday 17 August** and **Friday 9 September 2022** both dates inclusive.

#### Music Paper I and Paper III

**Monday 5 September**

#### Art | All candidates

Presentation of Coursework (Portfolio, Personal Study and Visual Journal) by **Monday 1 August 2022** at **MATSEC** or the **Examination Centre in Victoria, Gozo**.

Starting points of **Thematic Project Work** will be published in **Notices** section of **MATSEC** website by **Thursday 7 July 2022**. Candidates are to present this work on **Monday 5 September 2022** from **08:00 to 12:00** at **MATSEC** or the **Examination Centre in Victoria, Gozo**.

#### Information Technology, Systems of Knowledge | Private Candidates

Presentation of Project by **Monday 1 August 2022** at **MATSEC** or the **Examination Centre in Victoria, Gozo**.

**Coursework/Project Interviews: Wednesday 17 August 2022 – Friday 9 September 2022 both dates inclusive. All candidates may be called for an interview. Specific dates will be scheduled per subject where applicable. Interviews related to a particular subject cannot be scheduled outside the dates pertaining to the subject concerned.**

**REGISTRATIONS WILL BE OPEN BETWEEN 19 JULY 2022 AND NOON 25 JULY 2022.**

**LATE APPLICATIONS WILL BE ACCEPTED ON 27 AND NOON 28 JULY 2022. ADDITIONAL FEES APPLY.**

**All registrations will be accepted on <https://www.um.edu.mt/matsec/apply>**

**APPENDIX B**

Combination of subjects at Advanced Matriculation level and at Intermediate Matriculation level

## Statistical Report (2022): Matriculation Certificate Examinations

*Table B.1: Subject combinations: Advanced level subjects (First session)*

	ACCOUNTING	APPLIED MATHS	ARABIC	ART	BIOLOGY	CHEMISTRY	COMPUTING	ECONOMICS	ENG. DRAWING	ENGLISH	FRENCH	GEOGRAPHY	GERMAN	GRAPHICAL COMMUNICATION	HISTORY	HOME ECON. & HUMAN EC.	INFORMATION TECH.	ITALIAN	MALTESE	MARKETING	MUSIC	PHILOSOPHY	PHYSICS	PURE MATHS	RELIGIOUS KNOW.	RUSSIAN	SOCIOLOGY	SPANISH	THEATRE & PERF.
ACCOUNTING	312	1	0	2	0	0	11	42	0	12	0	0	1	0	0	4	3	2	12	98	1	0	1	29	1	0	1	0	1
APPLIED MATHS	1	11	1	0	0	0	2	1	0	1	0	0	0	0	0	0	0	0	0	0	0	0	8	2	0	0	0	0	0
ARABIC	0	1	14	1	3	2	2	0	0	2	0	0	0	0	0	0	0	0	0	2	0	0	0	1	0	0	1	0	0
ART	2	0	1	94	0	1	6	0	2	20	2	0	1	8	4	2	3	2	5	12	0	7	0	3	2	0	2	1	0
BIOLOGY	0	0	3	0	602	407	2	0	0	64	2	4	3	0	2	12	0	0	21	12	0	8	20	5	3	0	17	1	2
CHEMISTRY	0	0	2	1	407	441	0	1	0	9	1	0	1	0	1	1	1	1	2	0	0	0	15	11	0	0	1	1	0
COMPUTING	11	2	2	6	2	0	163	3	0	10	0	0	0	0	1	1	0	0	0	20	0	6	11	88	0	0	3	0	0
ECONOMICS	42	1	0	0	0	1	3	127	0	7	0	1	0	2	0	0	1	0	2	52	0	1	2	6	0	1	3	0	0
ENG. DRAWING	0	0	0	2	0	0	0	0	3	0	0	1	0	0	0	0	0	0	0	0	0	0	0	0	0	0	0	0	0
ENGLISH	12	1	2	20	64	9	10	7	0	783	7	6	4	3	19	18	6	10	293	71	0	28	8	12	2	2	67	4	12
FRENCH	0	0	0	2	2	1	0	0	0	7	29	2	3	1	0	0	0	5	1	4	1	0	0	1	0	0	1	1	0
GEOGRAPHY	0	0	0	0	4	0	0	1	1	6	2	31	1	0	8	0	0	0	1	0	0	1	2	1	0	0	1	1	0
GERMAN	1	0	0	1	3	1	0	0	0	4	3	1	29	0	1	0	0	3	2	3	0	0	2	1	0	0	0	0	0
GRAPHICAL COMMUNICATION	0	0	0	8	0	0	0	2	0	3	1	0	0	41	0	0	1	0	0	3	0	1	9	13	0	0	0	0	0
HISTORY	0	0	0	4	2	1	1	0	0	19	0	8	1	0	77	0	0	2	8	7	0	7	0	1	1	0	9	0	1
HOME ECON. & HUMAN EC.	4	0	0	2	12	1	1	0	0	18	0	0	0	0	0	89	0	0	9	13	0	4	0	1	1	0	11	1	1
INFORMATION TECH.	3	0	0	3	0	1	0	1	0	6	0	0	0	1	0	0	49	1	2	21	0	2	3	8	0	0	0	1	0
ITALIAN	2	0	0	2	0	1	0	0	0	10	5	0	3	0	2	0	1	59	7	5	0	4	2	2	1	0	3	2	0
MALTESE	12	0	0	5	21	2	0	2	0	293	1	1	2	0	8	9	2	7	533	15	1	0	3	0	4	0	25	3	0
MARKETING	98	0	2	12	12	0	20	52	0	71	4	0	3	3	7	13	21	5	15	540	0	12	9	17	8	1	26	1	1
MUSIC	1	0	0	0	0	0	0	0	0	0	1	0	0	0	0	0	0	0	1	0	8	0	0	0	0	0	0	0	2
PHILOSOPHY	0	0	0	7	8	0	6	1	0	28	0	1	0	1	7	4	2	4	0	12	0	104	1	0	0	0	20	1	0
PHYSICS	1	8	0	0	20	15	11	2	0	8	0	2	2	9	0	0	3	2	3	9	0	1	402	306	1	0	2	0	0
PURE MATHS	29	2	1	3	5	11	88	6	0	12	1	1	1	13	1	1	8	2	0	17	0	0	306	514	1	0	0	0	0
RELIGIOUS KNOW.	1	0	0	2	3	0	0	0	0	2	0	0	0	0	1	1	0	1	4	8	0	0	1	1	37	0	5	0	0
RUSSIAN	0	0	0	0	0	0	0	1	0	2	0	0	0	0	0	0	0	0	0	1	0	0	0	0	0	4	0	0	0
SOCIOLOGY	1	0	1	2	17	1	3	3	0	67	1	1	0	0	9	11	0	3	25	26	0	20	2	0	5	0	230	4	2
SPANISH	0	0	0	1	1	1	0	0	0	4	1	1	0	0	0	1	1	2	3	1	0	1	0	0	0	0	4	32	0
THEATRE & PERF.	1	0	0	0	2	0	0	0	0	12	0	0	0	0	1	1	0	0	0	1	2	0	0	0	0	0	2	0	22



## Statistical Report (2022): Matriculation Certificate Examinations

*Table B. 2: Subject combinations: Intermediate level subjects (First session)*

	ACCOUNTING	APPLIED MATHS	ARABIC	ART	BIOLOGY	CHEMISTRY	CLASSICAL STUDIES	COMPUTING	ECONOMICS	ENG. DRAWING & GRAPH. COMM.	ENGLISH	ENVIRONMENTAL SCIENCE	FRENCH	GEOGRAPHY	GERMAN	HISTORY	HOME ECON. & HUMAN EC.	INFORMATION TECH.	ITALIAN	LATIN	MALTESE	MARKETING	MUSIC	PHILOSOPHY	PHYSICAL EDUCATION	PHYSICS	PSYCHOLOGY	PURE MATHS	RELIGIOUS KNOW.	RUSSIAN	SOCIOLOGY	SPANISH	SYSTEMS OF KNOW.	THEATRE AND PERF.	
ACCOUNTING	66	0	0	0	3	0	0	1	2	3	26	4	2	1	2	0	0	1	2	0	1	7	1	2	1	4	4	14	0	0	5	1	19	0	
APPLIED MATHS	0	37	0	1	1	0	1	1	0	0	16	0	2	1	3	1	0	0	2	0	1	3	1	3	2	2	8	1	0	0	0	26	0		
ARABIC	0	0	10	0	1	0	0	0	1	0	3	0	1	0	1	0	0	0	0	0	0	1	0	0	0	2	1	3	0	0	1	0	4	0	
ART	0	1	0	24	2	0	2	0	0	0	10	3	0	0	0	0	0	0	0	0	0	5	0	4	0	1	5	3	1	0	1	0	21	0	
BIOLOGY	3	1	1	2	417	8	14	0	3	1	92	9	3	6	1	13	4	7	0	15	38	0	32	38	4	211	12	11	0	38	2	228	9		
CHEMISTRY	0	0	0	0	8	54	2	0	0	0	14	2	0	1	1	1	1	0	1	0	1	7	0	1	4	20	2	1	1	3	0	24	1		
CLASSICAL STUDIES	0	1	0	2	14	2	91	2	1	1	26	29	2	3	0	4	0	1	1	0	1	3	0	5	3	5	30	7	0	0	2	0	69	2	
COMPUTING	1	1	0	0	0	0	2	102	6	0	50	3	2	2	0	1	0	1	1	0	0	20	0	10	1	3	9	13	2	0	3	1	64	0	
ECONOMICS	2	0	1	0	3	0	1	6	72	2	27	8	4	1	3	2	0	2	1	0	3	5	0	5	0	4	3	20	1	0	2	2	45	0	
ENG. DRAWING & GRAPH. COMM.	3	0	0	0	1	0	1	0	2	88	54	1	0	2	1	1	0	0	0	0	2	14	0	8	0	0	10	7	2	0	9	1	58	0	
ENGLISH	26	16	3	10	92	14	26	50	27	54	1478	110	7	34	11	19	18	58	17	0	45	216	6	88	76	162	345	254	39	3	95	6	736	6	
ENVIRONMENTAL SCIENCE	4	0	0	3	9	2	29	3	8	1	110	450	13	11	5	19	18	12	11	0	22	64	3	38	32	6	128	20	31	1	90	6	290	4	
FRENCH	2	2	1	0	3	0	2	2	4	0	7	13	68	0	2	2	0	1	3	0	1	6	0	6	2	10	16	10	4	0	5	2	41	0	
GEOGRAPHY	1	1	0	0	6	1	3	2	1	2	34	11	0	75	0	1	1	2	1	0	2	8	0	1	2	5	8	3	3	0	3	2	39	0	
GERMAN	2	3	1	0	1	1	0	0	3	1	11	5	2	0	49	1	0	0	1	0	1	7	0	4	0	4	12	2	0	0	1	0	25	0	
HISTORY	0	1	0	0	1	1	4	1	2	1	19	19	2	1	1	62	1	2	0	0	3	4	0	5	1	4	11	8	1	0	5	0	40	0	
HOME ECON. & HUMAN EC.	0	0	0	0	13	1	0	0	0	0	18	18	0	1	0	1	78	0	0	0	3	10	0	2	4	5	30	5	3	0	11	0	37	0	
INFORMATION TECH.	1	0	0	0	4	0	1	1	2	0	58	12	1	2	0	2	0	99	1	0	3	8	0	7	1	4	11	30	1	0	7	0	65	0	
ITALIAN	2	2	0	0	7	1	1	1	1	0	17	11	3	1	1	0	0	1	71	0	2	8	0	4	1	2	12	12	0	0	8	2	39	0	
LATIN	0	0	0	0	0	0	0	0	0	0	0	0	0	0	0	0	0	0	0	0	0	0	0	0	0	0	0	0	0	0	0	0	0	0	0
MALTESE	1	1	0	0	15	1	1	0	3	2	45	22	1	2	1	3	3	2	0	177	18	2	6	9	18	46	35	13	0	13	1	105	1		
MARKETING	7	3	1	5	38	7	3	20	5	14	216	64	6	8	7	4	10	8	8	0	18	530	0	10	16	57	80	48	14	1	39	1	259	4	
MUSIC	1	1	0	0	0	0	0	0	0	0	6	3	0	0	0	0	0	0	0	0	2	0	12	1	0	0	3	3	0	0	0	0	9	0	
PHILOSOPHY	2	3	0	4	32	1	5	10	5	8	88	38	6	1	4	5	2	7	4	0	6	10	1	293	4	24	78	41	4	1	24	1	207	5	
PHYSICAL EDUCATION	1	2	0	0	38	1	3	1	0	0	76	32	2	2	0	1	4	1	1	0	9	16	0	4	197	19	60	15	3	0	7	0	123	0	
PHYSICS	4	2	2	1	4	4	5	3	4	0	162	6	10	5	4	4	5	4	2	0	18	57	0	24	19	409	117	27	7	1	14	1	237	1	
PSYCHOLOGY	4	8	1	5	211	20	30	9	3	10	345	128	16	8	12	11	30	11	12	0	46	80	3	78	60	117	1026	103	15	2	82	8	665	14	
PURE MATHS	14	1	3	3	12	2	7	13	20	7	254	20	10	3	2	8	5	30	12	0	35	48	3	41	15	27	103	585	14	2	43	10	358	7	
RELIGIOUS KNOW.	0	0	0	1	11	1	0	2	1	2	39	31	4	3	0	1	3	1	0	0	13	14	0	4	3	7	15	14	114	0	12	0	53	0	
RUSSIAN	0	0	0	0	0	1	0	0	0	0	3	1	0	0	0	0	0	0	0	0	0	1	0	1	0	1	2	2	0	7	0	0	4	0	
SOCIOLOGY	5	0	1	1	38	3	2	3	2	9	95	90	5	3	1	5	11	7	8	0	13	39	0	24	7	14	82	43	12	0	354	2	216	4	
SPANISH	1	0	0	0	2	0	0	1	2	1	6	6	2	2	0	0	0	0	2	0	1	1	0	1	0	1	8	10	0	0	2	40	20	0	
SYSTEMS OF KNOW.	19	26	4	21	228	24	69	64	45	58	736	290	41	39	25	40	37	65	39	0	105	259	9	207	123	237	665	358	53	4	216	20	1932	41	
THEATRE AND PERF.	0	0	0	0	9	1	2	0	0	0	6	4	0	0	0	0	0	0	0	0	1	4	0	5	0	1	14	7	0	0	4	0	41	46	