

L-Università  
ta' Malta

MATSEC  
Examinations Board



## Statistical Report

Secondary Education Certificate Examinations 2023

## FOREWORD

MATSEC has remained committed to supporting schools during the transition to the new Secondary Education Certificate (SEC) assessment model. This involved revising syllabi and creating specimen papers to guide students and educators. Numerous information meetings and seminars were held with parents/guardians, educators and other stakeholders. However, a significant part of MATSEC's efforts has been directed toward refining the assessment system and developing a customized information system that caters to both MATSEC and schools.

In 2023, candidates registered for MATSEC examinations using the new information system. This streamlined the registration process and provided schools with valuable data about candidate registrations. Feedback from the public and schools has been generally positive. Throughout the coming years, MATSEC will continue developing this system so that a multitude of processes, such as submission of SEC school-based assessment marks, are digitized and optimised.

As customary, MATSEC meticulously analysed the details of the 2023 SEC Examination sessions. The report includes an overview of examination administration procedures, along with a detailed analysis of registration and results data from both the Main (March-June) and Supplementary (September) examination sessions. Statistical trends observed in previous sessions offer valuable insights into the evolving landscape of the SEC examinations in Malta, and such analysis is presented in the final chapter.

I would like to express my heartfelt gratitude to all staff members for their dedication and tireless efforts. I also would like to extend my gratitude to the Examinations Department and schools, particularly those schools that were used as assessment centres. It is only through the combined efforts of everyone involved that each candidate has the opportunity to demonstrate their abilities and thrive in their educational path.

The Director  
MATSEC  
June 2024

**TABLE OF CONTENTS**

List of Tables	4
List of Figures	6
EXECUTIVE SUMMARY	8
1. INTRODUCTION	10
Background	10
Administrative Information	13
Main Session of SEC Examinations	13
2. MAIN SESSION REGISTRATIONS	15
3. MAIN SESSION RESULTS	34
4. SUPPLEMENTARY SESSION REGISTRATIONS	79
5. SUPPLEMENTARY SESSION RESULTS	82
6. PASSES IN 2023	92
7. GENERAL STATISTICS	97
Registrations	97
Registrations for specific subjects	102
Results	104
8. CONCLUSION	107
9. REFERENCES	108
APPENDIX A	109
APPENDIX B	109

## Statistical Report (2023): Secondary Education Certificate Examinations

### List of Tables

TABLE 1.1: A TIMELINE OF SEC SUBJECTS OFFERED .....	12
TABLE 2.1: REGISTRATION BY YEAR OF BIRTH AND SEX .....	15
TABLE 2.2: REGISTRATION BY SUBJECT AND COHORT.....	16
TABLE 2.3: REGISTRATION BY SUBJECT, SEX, AND SECTOR .....	17
TABLE 2.4: REGISTRATION FOR PAPER IIA AND IIB BY SUBJECT AND SEX .....	19
TABLE 2.5: REGISTRATION FOR PAPER IIA AND PAPER IIB BY TYPE OF SCHOOL AND SEX .....	21
TABLE 2.6: REGISTRATION OF SEC CANDIDATES BY LOCALITY IN MALTA .....	23
TABLE 2.7: REGISTRATION OF SEC CANDIDATES BY LOCALITY IN GOZO .....	25
TABLE 2.8: NUMBER OF SUBJECTS REGISTERED FOR BY THE 2007 COHORT .....	26
TABLE 2.9: 2007 COHORT REGISTRATIONS FOR SCIENCE SUBJECTS.....	27
TABLE 2.10: 2007 COHORT REGISTRATIONS FOR LANGUAGE SUBJECTS.....	28
TABLE 2.11: NUMBER OF REQUESTS FOR EXAMINATION ACCESS ARRANGEMENTS BY PRESENTING CONDITION, BY CANDIDATES' SEX.....	30
TABLE 2.12: REGISTRATIONS FOR REQUESTS FOR ACCESS ARRANGEMENTS .....	31
TABLE 2.13: REGISTRATION OF PRIVATE CANDIDATES* IN THE SUBJECTS WITH A COURSEWORK COMPONENT .....	32
TABLE 2.14: REGISTRATION FOR REVISION OF PAPERS .....	33
TABLE 3.1: DISTRIBUTION OF GRADES IN SEC SUBJECTS .....	35
TABLE 3.2: DISTRIBUTION OF GRADES IN SEC SUBJECTS (2007 COHORT) .....	40
TABLE 3.3: RESULTS BY SUBJECT, SEX AND TYPE OF SCHOOL FOR PAPER IIA AND IIB .....	46
TABLE 3.4: NUMBER OF PASSES OF THE 2007 COHORT .....	68
TABLE 3.5: NUMBER OF PASSES OF THE 2007 COHORT, BY SECTOR .....	69
TABLE 3.6: RESULTS OF THE ORAL COMPONENT IN LANGUAGE SUBJECTS.....	70
TABLE 3.7: RESULTS OF THE COURSEWORK COMPONENT IN SUBJECTS WHERE THIS MAKES UP NO MORE THAN 30% OF THE ASSESSMENT MARK.....	71
TABLE 3.8: RESULTS OF THE COURSEWORK COMPONENT IN SUBJECTS WHERE THIS MAKES UP MORE THAN 30% OF THE ASSESSMENT MARK.....	72
TABLE 3.9: MAIN SESSION RESULTS OF REVISION OF PAPERS .....	73
TABLE 3.10: RESULTS OF CANDIDATES WITH DYSLEXIA BY PAPER OPTION .....	75
TABLE 3.11: RESULTS OF THE OTHER CANDIDATES WHO REQUESTED ACCESS ARRANGEMENTS BY PAPER OPTION.....	77
TABLE 4.1: SUPPLEMENTARY SESSION REGISTRATION BY YEAR OF BIRTH AND SEX .....	79
TABLE 4.2: SUPPLEMENTARY SESSION REGISTRATION BY SUBJECT, SCHOOL TYPE AND SEX .....	79
TABLE 4.3: SUPPLEMENTARY SESSION REGISTRATION OF THE 2007 COHORT BY SUBJECT, SCHOOL TYPE AND SEX .....	80
TABLE 4.4: SUPPLEMENTARY SESSION REGISTRATION BY SUBJECT AND SEX .....	80
TABLE 4.5: SUPPLEMENTARY SESSION REGISTRATIONS FOR REVISION OF PAPERS.....	80
TABLE 4.6: REGISTRATIONS FOR SEC VOCATIONAL SUBJECTS SYNOPTIC ASSESSMENT .....	81
TABLE 5.1: SUPPLEMENTARY SESSION RESULTS BY SUBJECT FOR PAPERS I AND IIB.....	82
TABLE 5.2: SUPPLEMENTARY SESSION RESULTS OF THE 2007 COHORT.....	83
TABLE 5.3: SUPPLEMENTARY SESSION RESULTS BY SUBJECT AND TYPE OF SCHOOL FOR PAPERS I AND IIB.....	84
TABLE 5.4: REVIEW OF GRADES: MAIN AND SUPPLEMENTARY SESSIONS 2023 .....	88
TABLE 5.5: REVIEW OF GRADES: MAIN AND SUPPLEMENTARY SESSIONS 2023 (2007 COHORT) .....	89
TABLE 5.6: SUPPLEMENTARY SESSION RESULTS OF REVISION OF PAPERS .....	90
TABLE 5.7: REVIEW OF GRADES: SUPPLEMENTARY SESSION 2023 (CANDIDATES WHO DID NOT SIT FOR EXAMINATIONS IN MAIN SESSION 2023).....	91
TABLE 5.8: RESULTS FOR VOCATIONAL SUBJECTS SYNOPTIC ASSESSMENT.....	91

## Statistical Report (2023): Secondary Education Certificate Examinations

TABLE 6.1: SEC PASSES IN 2023 .....	93
TABLE 6.2: SEC PASSES 2023 OF THE 2007 COHORT.....	94
TABLE 6.3: NUMBER OF PASSES OF THE 2007 COHORT AFTER THE 2023 EXAMINATION SESSIONS .....	95
TABLE 6.4: NUMBER OF CANDIDATES WITH SIX PASSES* (GRADES 1-5) – MAIN SESSION 2023 .....	96
TABLE 6.5: CANDIDATES WITH SIX PASSES* (GRADES 1-5) – SESSIONS OF 2023.....	96
TABLE 6.6: CANDIDATES WITH ENTRY REQUIREMENTS FOR FORM VI IN 2023, BY SCHOOL TYPE .....	96
TABLE 7.1: REGISTRATIONS 1994-2023 .....	98
TABLE 7.2: REGISTRATIONS FOR THE SUPPLEMENTARY SESSION AND PERCENTAGE REGISTRATIONS FROM THE MAIN SESSION, BY YEAR OF EXAMINATION .....	100
TABLE 7.3: CANDIDATES REGISTERING FOR EXAMINATION ACCESS ARRANGEMENTS, BY YEAR OF EXAMINATION .....	101

## Statistical Report (2023): Secondary Education Certificate Examinations

### List of Figures

FIGURE 2.I: PERCENTAGE OF CANDIDATES APPLYING FOR PAPER IIA BY SCHOOL AND SEX.....	20
FIGURE 2.II: NUMBER OF CANDIDATES PER REGION.....	25
FIGURE 2.III: PERCENTAGE OF CANDIDATES SITTING FOR 9 SUBJECTS OR MORE, BY SECTOR .....	26
FIGURE 2.IV: PERCENTAGE OF CANDIDATES SITTING FOR 0, 1, 2, AND 3 SCIENCE SUBJECTS, BY SCHOOL SECTOR.....	27
FIGURE 2.V: PERCENTAGE OF CANDIDATES SITTING FOR THE FOUR COMMONEST FOREIGN LANGUAGE SUBJECTS, BY SCHOOL SECTOR.....	29
FIGURE 2.VI: PERCENTAGE OF CANDIDATES SITTING FOR 0, 1, AND 2 FOREIGN LANGUAGE SUBJECTS, BY SECTOR .....	29
FIGURE 3.I: PERCENTAGE OCCURRENCE OF GRADES BY SEX .....	34
FIGURE 3.II: PERCENTAGE OCCURRENCE OF GRADES BY SEX (2007 COHORT).....	45
FIGURE 3.III: PERCENTAGE CANDIDATES WITH GRADES 1-3 FOR THE LARGER SEC SUBJECTS, BY SECTOR .....	67
FIGURE 5.I: PERCENTAGE OF ELIGIBLE CANDIDATES REGISTERING FOR THE SUPPLEMENTARY SESSION, BY SUBJECT .....	87
FIGURE 5.II: PERCENTAGE OF CANDIDATES FROM SUPPLEMENTARY SESSION REGISTRATIONS OBTAINING GRADES 4 AND 5, BY SUBJECT .....	90
FIGURE 6.I: PERCENTAGE OF CANDIDATES WITH MINIMUM NUMBER OF SEC PASSES, BY SECTOR.....	95
FIGURE 7.I: REGISTRATIONS, BY YEAR OF EXAMINATION.....	99
FIGURE 7.II: PERCENTAGE OF 16-YEAR-OLDS APPLYING FOR SEC, BY YEAR OF EXAMINATION .....	99
FIGURE 7.III: PERCENTAGE OF CANDIDATES APPLYING FOR THE SUPPLEMENTARY SESSION .....	100
FIGURE 7.IV: PERCENTAGE OF SEPTEMBER REGISTRATIONS FROM ELIGIBLE CANDIDATES, BY YEAR OF EXAMINATION ....	101
FIGURE 7.V: PERCENTAGE OF CANDIDATES REQUESTING FOR ACCESS ARRANGEMENTS, BY YEAR OF EXAMINATION .....	102
FIGURE 7.VI: NUMBER OF CANDIDATES APPLYING FOR REVISION OF PAPERS, BY YEAR OF EXAMINATION .....	102
FIGURE 7.VII: PERCENTAGE OF 16-YEAR-OLDS REGISTERING FOR THREE SCIENCE SUBJECTS, BY YEAR OF EXAMINATION ...	103
FIGURE 7.VIII: PERCENTAGE OF 16-YEAR-OLDS REGISTERING FOR ONE AND TWO LANGUAGE SUBJECTS, BY YEAR OF EXAMINATION.....	103
FIGURE 7.IX: PERCENTAGE OF 16-YEAR-OLDS REGISTERING FOR ONE OR MORE VOCATIONAL SUBJECTS, BY YEAR OF EXAMINATION.....	104
FIGURE 7.X: PERCENTAGE OF 16-YEAR-OLDS REGISTERING FOR SCIENCE, LANGUAGE AND VOCATIONAL SUBJECTS, BY YEAR OF EXAMINATION.....	104
FIGURE 7.XI: PERCENTAGE PASS RATE OF CANDIDATES, BY YEAR OF EXAMINATION .....	105
FIGURE 7.XII: PERCENTAGE OF 16-YEAR-OLD COHORT WITH A GRADE IN ENGLISH LANGUAGE, MALTESE, AND MATHEMATICS FOLLOWING THE SUPPLEMENTARY SESSION, BY YEAR OF EXAMINATION.....	105
FIGURE 7.XIII: RATE OF ABSENTEEISM AND GRADE U FOLLOWING MAIN SESSIONS.....	106

**LIST OF ABBREVIATIONS**

ADSC – Access - Disability Support Committee (at the Università ta' Malta)

AM – Advanced Matriculation

IM – Intermediate Matriculation

EAA – Examination Access Arrangement

MATSEC – Matriculation and Secondary Education Certificate

MQF – Malta Qualifications Framework

SBA – School Based Assessment (assessment used to evaluate candidate learning which is performed during their course and can be set by teachers, schools or the MATSEC Examinations Board depending on the case)

SEC – Secondary Education Certificate

SEC IIA – SEC Paper IIA option

SEC IIB – SEC Paper IIB option

UM – Università ta' Malta

## EXECUTIVE SUMMARY

This document reports on the SEC Examination sessions of 2023. It gives an overview of the administration aspect of the examinations and then presents the registration and results data of the Main (March-June) and Supplementary (September) sessions of examinations. Information of all candidates and of candidates of the 2007 cohort who turned 16 years of age in 2023 are reported as separate subgroups.

This report also presents some statistics from previous sessions to indicate some trends that have been developing since SEC examinations were introduced in the Maltese Islands. The 2023 session is the fifth session of which candidates' registration costs were paid by the Government of Malta. This is the second examination session for which a Grade 8 will be reported for some subjects, namely the SEC vocational subjects. This Grade will be reported in all SEC subjects in 2025, when educational and assessment reforms will be implemented at this level.

Previous MATSEC statistical reports used the number of live births 16 years before the year of an assessment as an estimate of the total number of 16-year-olds living in Malta. As from 2018, the report started using the figure of 15-year-olds residing in Malta in the previous year as an alternative method to calculate this figure. Both figures are published by the National Statistics Office (NSO). As the number of candidates registering for SEC examination has exceeded the number of live births of 16 years ago and this calculation is no longer being presented as from 2022. One should compare values in reports of recent years with older ones keeping this information in mind.

Fewer text envelopes the data presented in this report when compared to previous years. This facilitates the documents' use and allows for a more neutral analysis of the figures. Detailed anonymised information pertaining to one of the many aspects of this examination are annually provided by MATSEC for several research projects.

This is also the first statistical report for candidates who registered for MATSEC examinations directly with MATSEC through the new MATSEC Portal. Feedback from candidates and other stakeholders has been very positive. One of the changes brought forward by a modern system is that it does away with the gender binary. As such, this statistical report will have instances whereby the total number of candidates does not match the addition of male and female candidates. Results of non-binary candidates are not shown separately due to their small number.

A total of 5,076 candidates (2,438 males and 2,617 females) registered for SEC examinations in one or more subjects in the Main Session. Most registrations (3,758 candidates, 74% of registrations) were from the 2007 cohort. Thus, 86% of 16-year-olds (84% of males, 88% of females) sat for examinations if estimated from the number of 16-year-olds residing in Malta in 2023. Like the years following 2002, most candidates registered for Paper IIA. However, this year there are three other subjects along with the usual SEC Mathematics where more candidates registered for Paper IIB: Geography, History, and Classical Culture and Civilisation. The percentage of registrations for Paper IIA was particularly high in Church and Independent schools, where more than 75% of registrations were for Paper IIA. The difference between males and females in this regard is also notable. Female candidates are more likely than males to register for Paper IIA across school sectors.

A statistic which is noted to increase yearly is the percentage of candidates registering for examination access arrangements (EAA). In 2023 the highest figures since the start of SEC examinations have been reported, 762 candidates were granted EAA which is equivalent to 15.0% of registrations. Of the



## Statistical Report (2023): Secondary Education Certificate Examinations

candidates registering for one or more vocational subject, 20.2% were granted EAA. The difference between males and females is also well-pronounced, as 18.7% of males compared to 11.7% of female candidates respectively register for EAA.

Most candidates from the 2007 cohort registered for 10 subjects (1,233, 32.8% of cohort registrations). In addition, 494 of them (13.1%) registered for the three science subjects Physics, Chemistry and Biology, and 443 of them (11.8%) registered for at least two foreign language subject examinations. If looking at the total number of 16-year-olds residing in Malta in 2023, 11.4% (9.9% males, 13.0% females) of them registered for the three science subjects and 10.2% of them registered for at least two foreign language subjects. On the contrary, 523 candidates registered for no foreign language subject. School sector and sex differences are evident for all registration statistics as presented in this and previous reports.

Tables with results usually present these in two groups of grades: those encompassing Grades 1 to 5 and those featuring all passing Grades (1 to 8). Grade 8 is only awarded in vocational subjects and 204 candidates were awarded this grade (15% of grades awarded in vocational subjects). All grades are awarded in most subjects except for small-entry ones. However, several patterns are evident from the Main session results. In general, female candidates are more likely to obtain better grades than their male counterparts. This is also true for candidates from the 2007 cohort and those from church and independent schools (as contrasted to the other candidates). For candidates from the 2007 cohort, most candidates obtained a passing grade in 10 subjects, irrespective of whether this is calculated for Grades 1 to 5 or Grades 1 to 8.

The mean pass rate of candidates experienced a drop in 2019. This coincides with a sharp increase in absent candidates which is attributed to the subsidisation of examination registration fees for candidates. This year's mean pass rate of 2023 is equivalent to that of 2022.

A total of 1,458 candidates (744 males and 726 females) registered for the 2023 SEC Supplementary Session. These included 1128 candidates (76.3%) of the 2007 cohort and 52 candidates who had sat for examinations in previous Main sessions. More than 40% of eligible candidates registered for English Language, Maltese, or Mathematics in the Supplementary Session. This percentage is highest in Mathematics, where 48.3% of the candidates who did not obtain Grade 5 or better in the subject in the Main session resat it in the Supplementary session.

Following the Main Session 463 candidates registered for Revision of Papers while 42 did so after the Supplementary Session. Only a small fraction of requests result in an upgrade. Following the Main Session there were 10 upgrades. Then there were three upgrades following the Supplementary Session.

A total of 1,549 16-year-olds were awarded certifications with Grades 1 to 5 in the following basic subjects: English Language, Maltese, Mathematics, and at least one science subject following the Main Session. Following the Supplementary Session this value increased to 1,692 (810 males and 882 females). More than half the 16-year-olds residing in Malta were awarded certificates with Grades 1 to 7 in the following main subjects: English Language (77.0%); Mathematics (64.7%); and Maltese (61.6%). If only Grades 1 to 5 are considered, these values change to 69.4%, 51.9%, and 56.2% respectively. The proportions for other subjects vary considerably mainly because of candidates subject options. Some other subjects obtained by a large percentage of 16-year-olds living in Malta include Physics (50.2%), Religious Knowledge (45.3%), English Literature (43.2%), and Italian (30.8%).

## 1. INTRODUCTION

### Background

The Matriculation and Secondary Education Certificate (MATSEC) Board was set up in 1991. It is responsible for external examinations at two levels: (a) the Secondary Education Certificate (SEC) examination, which replaced the General Certificate of Education Ordinary Level (GCE O-level) offered by English examination boards, and (b) the Matriculation Certificate examination which replaced the GCE A-levels offered by English examination boards.

At its inception, the MATSEC Board emphasized that the SEC examination dovetailed with the National Minimum Curriculum introduced in Malta in 1988 (Sultana, 1998). In fact, its brochure advertising the SEC examination declares that this examination complements the requirements of the National Minimum Curriculum by providing a common assessment system of an impartial standard, applying examinations appropriate for students with different abilities and incorporating recent trends in educational thinking (p. 1).

The SEC examination reflects local educational developments, including the promulgation of the Education Act (1988) and a National Minimum Curriculum (1999) for the various levels of education. It therefore aims to:

- emphasize achievement rather than selection;
- give importance to subjects that did not make up the core 'academic' curriculum;
- cater for a wider ability range of students; and
- widen access to post-secondary and tertiary education to put Malta on a par with European levels (Sultana, 2000).

As from 1993, a September Supplementary session replaced the December/January session. Results of the Supplementary session would be published by the 1st October offering a unique opportunity to those who did not manage to obtain the minimum national entry requirements for Sixth Form.

A fundamental principle of the SEC examination is that it should enable candidates to demonstrate what they know and can do rather than expose their shortcomings (Ventura & Murphy, 1998). This philosophy led to the introduction of papers at two levels of difficulty and candidates being asked to select the appropriate level for their ability in each subject when they register for the examination. In all subjects, Paper I is common to all students, and should fall within the ability range of all candidates. In most cases, it includes an aural / oral / practical / coursework component. Paper II entails a choice. Paper IIA comprises more demanding questions than Paper I. It is designed for the more academically able students and is targeted at those who expect high achievement and who want to proceed to higher qualifications in the subject. Paper IIB has less demanding questions than Paper IIA.

As from 2002, candidates opting for Paper I and Paper IIA may qualify for Grades 1 to 5. The results of candidates who do not obtain at least a Grade 5 remain unclassified (U). Candidates opting for Paper I and Paper IIB qualify for Grades 4 to 7. The results of candidates who do not obtain at least a Grade 7 remain unclassified (U). SEC Grades 1 to 5 are considered to be Level 3 according to the Malta Qualifications Framework (MQF), while SEC Grades 6 and 7 are regarded as Level 2 on the same scale

## Statistical Report (2023): Secondary Education Certificate Examinations

(Education Act, L.N. 294, 2012). In effect, Grades 1 to 5 allow students access sixth form, while lower grades enable students to apply for courses in other post-secondary institutions, and employment in a range of occupations (Sultana, 1998).

Gradual changes took place over three years until the board replaced the GCE Ordinary level subjects with a set of subjects at Secondary Education Certificate (SEC) level with a different format to the previous Matriculation subjects and the SEC system of examinations became fully operational in 1994. The 1992 SEC brochure suggests that “The SEC examination is suitable for almost the whole ability range” (p. 9). Therefore, while only about 20% of students in each age cohort used to sit for the English GCEs, the SEC examination is intended to cater for about 80% of the cohort of school-leaving age (Grima & Ventura, 2006). This target has been reached and maintained since 2005. Considerable importance is awarded to these examinations in the local educational system (Chetcuti & Griffiths, 2002; Pace, 1996; Ventura, 1996; White, 1996).

The list of subjects offered at SEC level has increased from 13 in 1992 to 44 in 2023. Qualifications in five SEC vocational subjects were first awarded in 2017. Qualifications in nine SEC vocational subjects were awarded this year. The table overleaf summarises the introduction of SEC subjects along the years.

Registration for SEC examinations is restricted to students who, at the time of the final assessment in the subject/s applied for, will be in their final year of compulsory schooling and other students aged sixteen years and over. The SEC examination is intended to provide an opportunity for all students finishing secondary school education to obtain external certificates for the subjects studied at school.

The present document reports on the 2023 SEC examination. It gives an overview of the administrative aspect of the examination and then goes on to report on the registration and results data of the Main session and the Supplementary session. The Main Session of 2023 is the first examination session whereby candidate registrations were accepted through the new MATSEC Portal.

## Statistical Report (2023): Secondary Education Certificate Examinations

Table 1.1: A timeline of SEC subjects offered

Year	Subjects	Subjects Introduced	Subjects Removed / Rebranded
1990**	7	<ul style="list-style-type: none"> <li>Arabic</li> <li>Classical Culture and Civilisation</li> <li>Italian</li> <li>Maltese</li> <li>Maltese History</li> <li>Latin</li> <li>Social Studies</li> </ul>	
1992**	13	<ul style="list-style-type: none"> <li>English Language</li> <li>Land Surveying</li> <li>Mathematics</li> <li>Physics</li> <li>Religious Knowledge</li> <li>Russian</li> </ul>	
1993	25	<ul style="list-style-type: none"> <li>Accounting</li> <li>Art</li> <li>Biology</li> <li>Chemistry</li> <li>Commerce</li> <li>Computer Studies</li> <li>Economics</li> <li>French</li> <li>Graphical Communication</li> <li>Home Economics</li> <li>Needlecraft &amp; Dress</li> <li>Spanish</li> </ul>	
1994	30	<ul style="list-style-type: none"> <li>Business Studies</li> <li>Environmental Studies</li> <li>Geography</li> <li>German</li> <li>Greek</li> <li>Technical Design</li> </ul>	<ul style="list-style-type: none"> <li>Graphical Communication</li> </ul>
1995	29	<ul style="list-style-type: none"> <li>History</li> </ul>	<ul style="list-style-type: none"> <li>Maltese History</li> <li>Land Surveying</li> </ul>
1996	29	<ul style="list-style-type: none"> <li>Textiles and Design</li> </ul>	<ul style="list-style-type: none"> <li>Needlecraft &amp; Dress</li> </ul>
1997	30	<ul style="list-style-type: none"> <li>English Literature</li> </ul>	
2003	31	<ul style="list-style-type: none"> <li>European Studies</li> </ul>	
2004	32	<ul style="list-style-type: none"> <li>Physical Education</li> </ul>	
2008	33	<ul style="list-style-type: none"> <li>Design and Technology</li> <li>Graphical Communication</li> </ul>	<ul style="list-style-type: none"> <li>Technical Design</li> </ul>
2014	34	<ul style="list-style-type: none"> <li>Music</li> </ul>	
2017	39	<ul style="list-style-type: none"> <li>Agribusiness*</li> <li>Health and Social Care*</li> <li>Engineering Technology*</li> <li>Hospitality*</li> <li>Information Technology*</li> </ul>	
2018	40	<ul style="list-style-type: none"> <li>Ethics</li> </ul>	
2020	41	<ul style="list-style-type: none"> <li>Media Literacy Education*</li> </ul>	
2023	44	<ul style="list-style-type: none"> <li>Retail *</li> <li>Hairdressing and Beauty*</li> <li>Fashion and Textiles*</li> </ul>	<ul style="list-style-type: none"> <li>Textiles and Design</li> </ul>

\* SEC vocational subjects

## Administrative Information

The regulations of the Secondary Education Certificate Examination are available on the MATSEC website<sup>1</sup>.

## Main Session of SEC Examinations

The MATSEC website contains the regulations of the Secondary Education Certificate Examination, subject syllabi, and the general timetables for the Main and Supplementary sessions along with other supporting documentation. The latter is published in October of the preceding year.

Registrations for the SEC Main session took place online through the new MATSEC Portal between the 7 November and 21 November 2022. This normal registration period was followed by the Late and, eventually, Very Late registration periods. Candidates with an eID could register for SEC examinations during the normal period without incurring any fees.

The results of the Main session were published on the 15<sup>th</sup> July 2023 and registrations for Revision of Papers and the Supplementary Session take place shortly after. In the Supplementary Session, candidates can only register for Paper I and Paper IIB option. The more challenging Paper IIA option is not offered. Additionally, candidates can register for English Language, Maltese, and Mathematics only if they were absent or had obtained Grades 6, 7 or U in the Main Session. Furthermore, they can only register for one of Biology, Chemistry, or Physics and only if they had not obtained at least Grade 5 in any one of the three subjects. Results of the Supplementary session were published on the 29<sup>th</sup> September and registrations for Revision of Papers follow shortly after.

Requests for examination access arrangements (EAA) for SEC examinations were received during the registration periods and are considered by the ACCESS-Disability Support Committee of the Università ta' Malta.

In Malta, the administration of the examinations in the different examination centres was the responsibility of the Examinations Department, Ministry for Education, Floriana. The venues used for SEC Main and Supplementary examinations are shown below:

Venues used in the Main Session
Giovanni Curmi Higher Secondary
Maria Regina Middle School Naxxar
Maria Regina Secondary School Lily of the Valley
Maria Regina Secondary School Zokrija
San Gorg Preca Secondary Hamrun
St Theresa College
St Theresa College Mriehel
St. Clare College Secondary School Pembroke
St. Gorg Preca Middle School Blata l-Bajda
St. Gorg Preca Secondary Hamrun

---

<sup>1</sup> These can be retrieved from here: <http://www.um.edu.mt/matsec/regulations>

## Statistical Report (2023): Secondary Education Certificate Examinations

St. Ignatius Handaq
St. Margaret College Secondary Verdala
St. Nicholas Secondary School Dingli
St. Theresa College Middle School Ta' Paris Birkirkara
St. Theresa College Primary School Sta Venera
St. Thomas More Secondary School St. Lucija
St. Thomas More Secondary School Zejtun
University of Malta Msida
Gozo Examinations Centre
Ministry for Gozo

<b>Venues used in the Supplementary Session</b>
Gozo Examinations Centre
St. Nicholas Secondary School Dingli
St. Thomas More MVPA Hamrun
St. Thomas More Secondary School St. Lucija
St. Theresa College Middle School
St. Theresa College Middle School Ta' Paris Birkirkara
Giovanni Curmi Higher Secondary Administration Block

Some subjects might have additional components such as aural, oral, or practical assessments. Examinations for these components may be carried out in other centres (not specified with the above list) as dictated by the subjects' requirements.

For each subject, the Chairperson of the Markers' Panel was required to submit an Examiners' Report on the performance of the candidates on the examination. These reports are made public on the MATSEC website (<https://www.um.edu.mt/matsec/reportscommunication>).

## 2. MAIN SESSION REGISTRATIONS

This chapter will summarize the data pertaining to the registrations for the Main Session 2023. Some tables will stratify the data by relevant variables such as cohort (year of birth), subject, school type, sex and paper option. In some tables, results of the 2007 cohort are indicated separately. This is the cohort that turned sixteen in 2023, which is the typical age of candidates finishing secondary school.

Table 2.1 shows that there were a total of 5,076 candidates for the Main Session, comprised mostly of female candidates (51.6%). The 2007 cohort (16-year-olds) makes up most registrations (74.0%).

*Table 2.1: Registration by Year of Birth and Sex*

<b>Cohort*</b>	<b>Males</b>	<b>Females</b>	<b>Total</b>
<b>2009</b>	0	1	1
<b>2008</b>	1	6	8
<b>2007</b>	1940	1804	3758
<b>2006</b>	203	228	434
<b>2005</b>	79	80	160
<b>2004</b>	26	45	71
<b>2003</b>	20	38	58
<b>2002</b>	12	25	37
<b>2001</b>	8	20	28
<b>2000</b>	6	15	21
<b>1999</b>	9	11	20
<b>Pre-1999</b>	134	344	480
<b>Total</b>	2438	2617	5076

Table 2.2 provides information on how many candidates, males and females, registered for the different subjects in 2023's Main Session, as well as the variability in the number of registrations for the different subjects. The subject with most registrations was Mathematics (4,295 candidates) while only two candidates registered for Greek and Latin. Table 2.3 then shows the information in Tables 2.1 and 2.2 stratified for the various educational sectors.

Statistical Report (2023): Secondary Education Certificate Examinations

Table 2.2: Registration by Subject and Cohort

	All Candidates	2007 cohort
Accounting	761	676
Arabic	68	40
Art	528	477
Biology	1285	1165
Business Studies	226	199
Chemistry	714	666
Classical Culture	9	0
Commerce	10	8
Computing	699	657
Design and Technology	276	257
Economics	245	235
English Language	4241	3658
English Literature	2802	2676
Environmental Studies	1705	1626
Ethics	558	474
European Studies	111	102
French	879	836
Geography	296	266
German	528	479
Graphical Communication	392	372
Greek	2	0
History	290	258
Home Economics	354	323
Italian	1894	1758
Latin	2	0
Maltese	3744	3353
Mathematics	4295	3610
Music	43	40
Physical Education	469	446
Physics	3176	2964
Religious Knowledge	2839	2728
Russian	35	25
Social Studies	653	587
Spanish	560	496
Agribusiness	26	25
Engineering Technology	190	184
Fashion and Design	52	48
Hairdressing and Beauty	119	115
Health and Social Care	211	198
Hospitality	284	271
Information Technology	245	231
Media Literacy	168	160
Retail	60	60



## Statistical Report (2023): Secondary Education Certificate Examinations

*Table 2.3: Registration by Subject, Sex, and Sector*

	State Schools		Church Schools		Independent Schools		Post-Secondary Schools		Private Candidates		Gozo Schools		Gozo Private Candidates		Total
	M	F	M	F	M	F	M	F	M	F	M	F	M	F	M+F
Accounting	75	115	180	170	74	35	0	0	17	44	21	21	2	7	761
Agribusiness	2	3	0	0	0	0	0	0	0	0	0	1	0	0	6
Arabic	23	20	2	0	1	1	0	0	8	10	0	0	1	0	66
Art	60	175	62	93	14	65	0	0	7	20	9	18	0	0	523
Biology	139	226	225	348	88	103	1	0	22	46	18	58	1	3	1278
Business Studies	72	81	41	2	9	0	0	0	8	7	5	0	0	0	225
Chemistry	77	143	160	154	52	51	0	0	12	12	14	36	0	1	712
Classical Culture	0	0	0	0	0	0	0	0	3	6	0	0	0	0	9
Commerce	1	1	0	0	0	1	0	0	2	0	5	0	0	0	10
Computing	207	60	171	98	71	13	0	0	13	7	43	13	0	1	697
Design and Technology	124	35	46	16	0	0	0	0	3	2	32	18	0	0	276
Economics	0	3	62	84	45	33	0	0	3	4	4	7	0	0	245
Engineering Technology	13	2	1	0	0	0	0	0	0	0	2	1	0	0	19
English Language	872	939	727	589	209	175	1	0	166	251	143	127	12	12	4223
English Literature	525	635	563	546	171	145	0	0	18	32	71	89	2	2	2799
Environmental Studies	460	504	370	198	37	36	0	0	16	10	29	40	1	3	1704
Ethics	211	219	5	2	34	24	0	0	9	17	14	14	1	1	551
European Studies	35	45	2	21	0	0	0	0	1	4	1	2	0	0	111
Fashion and Design	0	10	0	1	0	0	0	0	0	0	0	0	0	0	11
French	90	142	127	273	52	54	0	0	8	7	12	24	0	1	790
Geography	109	62	30	15	36	13	0	0	6	3	16	4	1	1	296
German	86	87	85	135	23	21	0	0	9	20	9	7	0	1	483

Statistical Report (2023): Secondary Education Certificate Examinations

	State Schools		Church Schools		Independent Schools		Post-Secondary Schools		Private Candidates		Gozo Schools		Gozo Private Candidates		Total
	M	F	M	F	M	F	M	F	M	F	M	F	M	F	
Graphical Communication	73	60	129	15	35	38	0	0	4	4	23	11	0	0	392
Greek	0	0	0	0	0	0	0	0	0	2	0	0	0	0	2
Hairdressing and Beauty	0	13	0	0	0	0	0	0	0	0	0	1	0	0	14
Health and Social Care	0	13	1	3	0	3	0	0	0	0	0	0	0	0	20
History	113	44	43	7	24	11	0	0	6	4	30	4	1	2	289
Home Economics	53	119	38	77	13	21	0	0	5	12	2	11	0	1	352
Hospitality	11	16	7	5	1	2	0	0	0	1	0	1	0	0	44
Information Technology	10	3	8	0	1	3	0	0	0	0	2	0	0	0	27
Italian	290	311	277	326	78	66	0	0	16	59	53	47	3	4	1530
Latin	0	0	0	0	0	0	0	0	1	1	0	0	0	0	2
Maltese	768	835	709	583	161	131	0	0	133	151	132	120	10	7	3740
Mathematics	865	923	706	584	211	170	1	0	187	338	142	127	9	15	4278
Media Literacy	3	6	1	0	3	1	0	0	0	0	3	4	0	0	21
Music	5	15	9	7	0	2	0	0	3	0	1	1	0	0	43
Physical Education	133	59	112	63	49	26	0	0	7	5	13	1	0	0	468
Physics	760	800	636	364	175	106	0	0	55	47	123	93	2	3	3164
Religious Knowledge	506	605	656	548	141	120	0	0	32	25	108	91	2	3	2837
Retail	3	9	0	0	0	0	0	0	0	0	0	0	0	0	12
Russian	0	1	0	1	0	0	0	0	0	1	0	0	0	0	3
Social Studies	127	138	88	226	6	1	0	0	17	26	10	8	1	1	649
Spanish	153	165	47	6	34	26	0	0	15	29	12	22	1	1	511

## Statistical Report (2023): Secondary Education Certificate Examinations

Table 2.4 shows that candidates are more likely to register for the more challenging Paper IIA option. SEC vocational subjects are omitted from this table as their assessments are not tiered. Assessments in the foreign languages (Italian, French, Spanish and German) were also not tiered in 2022 and 2023.

Criticism that the choice of Paper IIA or IIB is affected by the school attended (Ministry of Education, Youth and Employment, 2005) might still hold, as shown in Table 2.5 and summarised in Figure 2.i. The percentage of registrations for Paper IIA was particularly high in Church Schools and Independent Schools.

*Table 2.4: Registration for Paper IIA and IIB by Subject and Sex*

	Males		Females		Total	
	IIA	IIB	IIA	IIB	IIA	IIB
Accounting	268	101	268	124	536	225
Arabic	20	15	22	9	42	24
Art	103	49	266	105	369	154
Biology	340	154	564	220	904	374
Business Studies	80	55	48	42	128	97
Chemistry	256	59	324	73	580	132
Classical Culture	1	2	0	6	1	8
Commerce	6	2	1	1	7	3
Computing	352	153	145	47	497	200
Design and Technology	95	110	51	20	146	130
Economics	89	25	106	25	195	50
English Language	1365	765	1501	592	2866	1357
English Literature	860	490	1109	340	1969	830
Environmental Studies	555	358	556	235	1111	593
Ethics	169	105	192	85	361	190
European Studies	25	14	61	11	86	25
Geography	101	97	45	53	146	150
Graphical Communication	194	70	104	24	298	94
Greek	0	0	1	1	1	1
History	108	109	29	43	137	152
Home Economics	54	57	162	79	216	136
Latin	1	0	1	0	2	0
Maltese	974	939	1114	713	2088	1652
Mathematics	946	1175	881	1276	1827	2451
Music	16	2	24	1	40	3
Physical Education	205	109	110	44	315	153
Physics	1026	725	862	551	1888	1276
Religious Knowledge	813	632	924	468	1737	1100
Russian	11	1	19	3	30	4
Social Studies	93	156	253	147	346	303

## Statistical Report (2023): Secondary Education Certificate Examinations

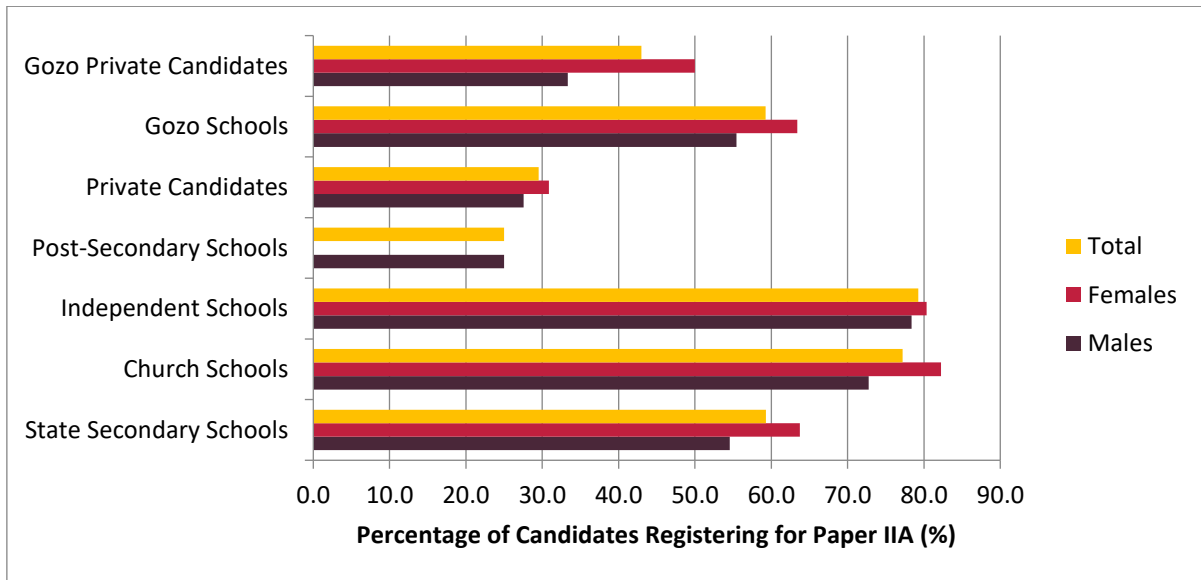


Figure 2.i: Percentage of Candidates Applying for Paper IIA by School and Sex

## Statistical Report (2023): Secondary Education Certificate Examinations

*Table 2.5: Registration for Paper IIA and Paper IIB by Type of School and Sex*

	State Secondary Schools				Church Schools				Independent Schools				Post-Secondary Schools				Private Candidates				Gozo Schools				Gozo Private Candidates			
	M		F		M		F		M		F		M		F		M		F		M		F		M		F	
	IIA	IIB	IIA	IIB	IIA	IIB	IIA	IIB	IIA	IIB	IIA	IIB	IIA	IIB	IIA	IIB	IIA	IIB	IIA	IIB	IIA	IIB	IIA	IIB	IIA	IIB	IIA	IIB
<b>Accounting</b>	47	28	71	44	143	37	125	45	50	24	25	10	0	0	0	0	12	5	30	14	15	6	11	10	1	1	6	1
<b>Arabic</b>	12	11	14	6	1	1	0	0	1	0	1	0	0	0	0	0	6	2	7	3	0	0	0	0	0	1	0	0
<b>Art</b>	39	21	117	58	46	16	71	22	10	4	51	14	0	0	0	0	2	5	17	3	6	3	10	8	0	0	0	0
<b>Biology</b>	83	56	171	55	162	63	253	95	74	14	76	27	0	1	0	0	9	13	16	30	12	6	46	12	0	1	2	1
<b>Business Studies</b>	39	33	48	33	30	11	0	2	8	1	0	0	0	0	0	0	2	6	0	7	1	4	0	0	0	0	0	0
<b>Chemistry</b>	63	14	109	34	131	29	134	20	44	8	44	7	0	0	0	0	7	5	6	6	11	3	31	5	0	0	0	1
<b>Classical Culture</b>	0	0	0	0	0	0	0	0	0	0	0	0	0	0	0	0	1	2	0	6	0	0	0	0	0	0	0	0
<b>Commerce</b>	1	0	1	0	0	0	0	0	0	0	0	1	0	0	0	0	0	2	0	0	5	0	0	0	0	0	0	0
<b>Computing</b>	130	77	39	21	132	39	84	14	57	14	12	1	0	0	0	0	5	8	2	5	28	15	8	5	0	0	0	1
<b>Design and Technology</b>	56	68	24	11	33	13	15	1	0	0	0	0	0	0	0	0	1	2	1	1	5	27	11	7	0	0	0	0
<b>Economics</b>	0	0	1	2	47	15	72	12	37	8	26	7	0	0	0	0	1	2	2	2	4	0	5	2	0	0	0	0
<b>English Language</b>	498	374	652	287	566	161	536	53	181	28	154	21	0	1	0	0	38	128	68	183	79	64	84	43	3	9	7	5
<b>English Literature</b>	296	229	460	175	384	179	464	82	134	37	127	18	0	0	0	0	6	12	12	20	38	33	45	44	2	0	1	1
<b>Environmental Studies</b>	256	204	339	165	256	114	161	37	26	11	28	8	0	0	0	0	3	13	3	7	14	15	23	17	0	1	2	1
<b>Ethics</b>	131	80	154	65	2	3	0	2	26	8	22	2	0	0	0	0	4	5	7	10	5	9	8	6	1	0	1	0
<b>European Studies</b>	22	13	38	7	1	1	21	0	0	0	0	0	0	0	0	0	1	0	1	3	1	0	1	1	0	0	0	0
<b>French</b>	109	0	160	0	147	0	292	0	54	0	56	0	0	0	0	0	8	0	7	0	14	0	26	0	0	0	1	0
<b>Geography</b>	37	72	23	39	25	5	11	4	29	7	9	4	0	0	0	0	4	2	1	2	6	10	0	4	0	1	1	0
<b>German</b>	97	0	95	0	97	0	145	0	23	0	21	0	0	0	0	0	9	0	21	0	11	0	8	0	0	0	1	0
<b>Graphical Communication</b>	54	19	48	12	97	32	15	0	30	5	34	4	0	0	0	0	1	3	2	2	12	11	5	6	0	0	0	0

Statistical Report (2023): Secondary Education Certificate Examinations

	State Secondary Schools				Church Schools				Independent Schools				Post-Secondary Schools				Private Candidates				Gozo Schools				Gozo Private Candidates			
	M		F		M		F		M		F		M		F		M		F		M		F		M		F	
	IIA	IIB	IIA	IIB	IIA	IIB	IIA	IIB	IIA	IIB	IIA	IIB	IIA	IIB	IIA	IIB	IIA	IIB	IIA	IIB	IIA	IIB	IIA	IIB	IIA	IIB	IIA	IIB
<b>Greek</b>	0	0	0	0	0	0	0	0	0	0	0	0	0	0	0	0	0	0	1	1	0	0	0	0	0	0	0	0
<b>History</b>	35	78	12	32	37	6	6	1	19	5	8	3	0	0	0	0	1	5	2	2	16	14	0	4	0	1	1	1
<b>Home Economics</b>	18	35	68	51	27	11	65	12	8	5	19	2	0	0	0	0	1	4	4	8	0	2	5	6	0	0	1	0
<b>Italian</b>	366	0	380	0	374	0	390	0	91	0	76	0	1	0	0	0	17	0	60	0	73	0	57	0	4	0	4	0
<b>Latin</b>	0	0	0	0	0	0	0	0	0	0	0	0	0	0	0	0	1	0	1	0	0	0	0	0	0	0	0	0
<b>Maltese</b>	328	440	473	362	477	232	460	123	77	84	85	46	0	0	0	0	27	106	24	127	62	70	71	49	3	7	1	6
<b>Mathematics</b>	290	575	349	574	426	280	346	238	149	62	103	67	0	1	0	0	18	169	18	320	61	81	63	64	2	7	2	13
<b>Music</b>	4	1	14	1	9	0	7	0	0	0	2	0	0	0	0	0	2	1	0	0	1	0	1	0	0	0	0	0
<b>Physical Education</b>	73	60	41	18	75	37	45	18	48	1	24	2	0	0	0	0	0	7	0	5	9	4	0	1	0	0	0	0
<b>Physics</b>	354	406	398	402	460	176	307	57	141	34	85	21	0	0	0	0	11	44	14	33	60	63	57	36	0	2	1	2
<b>Religious Knowledge</b>	248	258	341	264	402	254	435	113	100	41	91	29	0	0	0	0	6	26	6	19	57	51	50	41	0	2	1	2
<b>Russian</b>	4	0	5	0	1	0	3	0	3	0	3	2	0	0	0	0	3	1	8	1	0	0	0	0	0	0	0	0
<b>Social Studies</b>	35	92	69	69	49	39	175	51	4	2	1	0	0	0	0	0	3	14	4	22	2	8	3	5	0	1	1	0
<b>Spanish</b>	169	0	185	0	51	0	6	0	37	0	27	0	0	0	0	0	15	0	31	0	13	0	23	0	1	0	1	0

## Statistical Report (2023): Secondary Education Certificate Examinations

Tables 2.6 and 2.7 provide information about SEC candidates' localities in Malta and Gozo. As expected given the actual population of the two islands, the numbers of registrations from Malta (4,726) were significantly larger than those from Gozo (350). The data for Malta presented in Table 2.6 is grouped by region and locality, while that of Gozo is listed by locality only. Figure 2.iii graphically summarizes this information.

*Table 2.6: Registration of SEC Candidates by Locality in Malta*

Locality	Males	Females	Total
<b>Southern Harbour</b>	<b>397</b>	<b>459</b>	<b>856</b>
Vittoriosa	15	10	25
Cospicua	25	21	46
Fgura	67	67	134
Floriana	4	11	15
Isla	10	8	18
Kalkara	6	13	19
Luqa	19	27	46
Marsa	19	33	52
Paola	33	38	71
Santa Luċija	4	14	18
Tarxien	56	60	116
Valletta	28	31	59
Xgħajra	13	16	29
Żabbar	98	110	208
<b>Northern Harbour</b>	<b>650</b>	<b>700</b>	<b>1359</b>
Birkirkara	94	122	217
Fleur-de-Lys	3	5	8
Gżira	35	24	60
Ħamrun	39	57	96
Kappara	13	11	24
Msida	29	34	64
Paceville	3	3	6
Pembroke	22	14	36
Pietà	18	18	36
Qormi	83	101	185
San Ġiljan	43	31	76
San Ġwann	48	64	112
Santa Venera	58	47	106
Sliema	60	68	129
Swatar	42	27	69
Swieqi	51	66	118
Ta' Xbiex	9	8	17

Statistical Report (2023): Secondary Education Certificate Examinations

<b>South Eastern</b>	<b>436</b>	<b>421</b>	<b>859</b>
Birżebbuġa	56	53	110
Għaxaq	28	44	72
Gudja	19	10	29
Kirkop	11	13	24
Marsascula	103	90	193
Marsaxlokk	21	28	50
Mqabba	21	22	43
Qrendi	16	15	31
Safi	15	8	23
Żejtun	71	73	144
Żurrieq	75	65	140
<b>Western</b>	<b>335</b>	<b>345</b>	<b>681</b>
Attard	56	41	97
Baħrija	9	14	23
Balzan	29	23	52
Dingli	21	24	45
Iklin	14	9	23
Lija	24	19	43
Mrieħel	1	1	2
Mtarfa	12	25	37
Rabat	45	56	102
Siggiewi	47	57	104
Żebbuġ	77	76	153
<b>Northern</b>	<b>441</b>	<b>523</b>	<b>971</b>
Baħar iċ-Ċaġħaq	5	9	14
Buġibba	0	4	4
Burmarrad	4	8	12
Għargħur	19	27	46
Madliena	17	15	32
Manikata	0	1	1
Mellieħa	53	70	123
Mġarr	18	25	43
Mosta	112	140	252
Naxxar	82	83	165
Qawra	11	5	17
San Pawl il-Baħar	120	136	262
<b>Total</b>	<b>2259</b>	<b>2448</b>	<b>4726</b>



## Statistical Report (2023): Secondary Education Certificate Examinations

Table 2.7: Registration of SEC Candidates by Locality in Gozo

Locality	Males	Females	Total
<b>Gozo</b>	<b>179</b>	<b>169</b>	<b>350</b>
Fontana	9	2	12
Għajnsielem	20	13	33
Għarb	11	6	17
Għasri	2	2	4
Kerċem	5	10	15
Marsalforn	8	4	12
Munxar	3	7	10
Nadur	19	23	42
Qala	7	11	19
Rabat	0	0	0
San Lawrenz	3	3	6
Sannat	11	12	23
Santa Luċija	0	0	0
Victoria	29	29	58
Xagħra	30	23	53
Xewkija	13	19	32
Xlendi	1	1	2
Żebbuġ	8	4	12

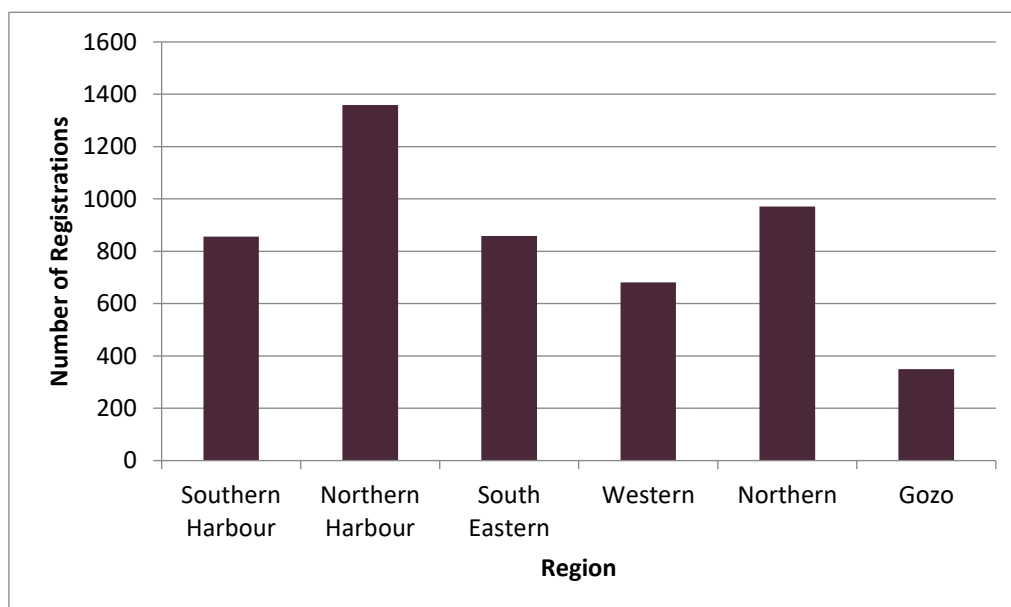


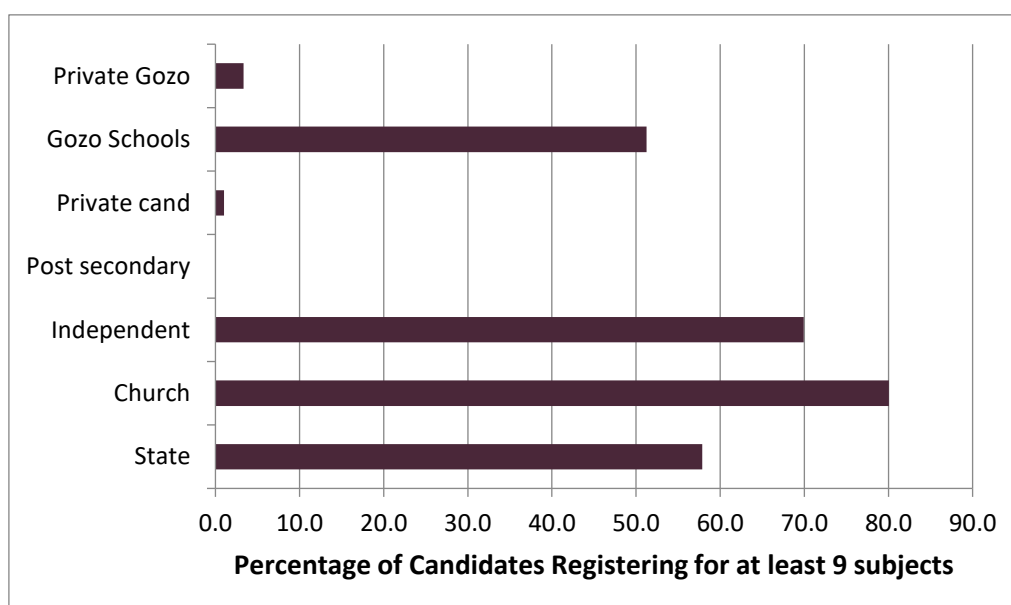
Figure 2.ii: Number of Candidates per Region

## Statistical Report (2023): Secondary Education Certificate Examinations

Table 2.8 shows that most candidates from the 2007 cohort register for 10 SEC subjects, regardless of sex. Figure 2.iii stratifies this information by school sector. It shows that the percentage of candidates sitting for at least nine subjects varies considerably across sectors.

*Table 2.8: Number of Subjects Registered for by the 2007 Cohort*

No. of Subjects	Males	Females	Total
15	0	1	1
14	3	2	5
13	13	5	18
12	26	29	55
11	140	233	373
10	621	611	1233
9	477	397	875
8	227	215	442
7	141	95	239
6	111	78	190
5	67	49	118
4	36	27	66
3	22	11	33
2	19	13	33
1	36	38	76



*Figure 2.iii: Percentage of candidates sitting for 9 subjects or more, by sector*

Table 2.9 and Table 2.10 provide information on the registration numbers of the 2007 cohort for specific subjects. Table 2.9 focuses on the science options whereas Table 2.10 focuses on the foreign languages. Most candidates, whether male or female, opted for one science subject. The same can be noted for foreign languages. (English Language is not considered a foreign language since it is one of the two national languages of the Maltese Islands.) Figures 2.iv, 2.v, and 2.vi illustrate how these vary across school sectors.

## Statistical Report (2023): Secondary Education Certificate Examinations

Table 2.9: 2007 Cohort Registrations for Science Subjects

Subject	Males	Females	Total
<b>One Science Subject</b>	<b>1262</b>	<b>1077</b>	<b>2349</b>
Biology only	57	212	272
Chemistry only	4	7	11
Physics only	1201	858	2066
<b>Two Science Subjects</b>	<b>224</b>	<b>257</b>	<b>482</b>
Biology and Chemistry	13	65	78
Biology and Physics	158	162	321
Chemistry and Physics	53	30	83
<b>Three Science Subjects</b>	<b>227</b>	<b>266</b>	<b>494</b>
Biology, Chemistry, and Physics	227	266	494

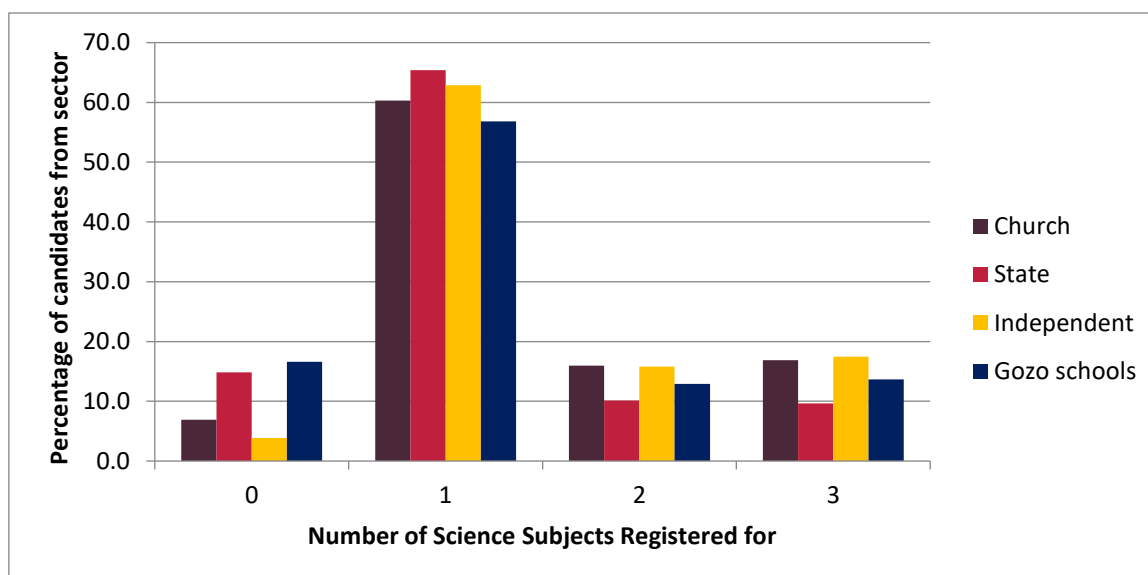


Figure 2.iv: Percentage of candidates sitting for 0, 1, 2, and 3 science subjects, by school sector

Statistical Report (2023): Secondary Education Certificate Examinations

Table 2.10: 2007 Cohort Registrations for Language Subjects

Subject	Males	Females	Total
<b>One Language Subject</b>	<b>1511</b>	<b>1208</b>	<b>2724</b>
Arabic	9	8	18
French	271	288	561
German	194	141	335
Italian	812	580	1393
Russian	5	2	7
Spanish	220	189	410
<b>Two Language Subjects</b>	<b>93</b>	<b>339</b>	<b>433</b>
Russian and Spanish	0	1	1
Italian and Spanish	28	26	54
Italian and Russian	1	4	5
German and Spanish	5	1	6
German and Russian	1	5	6
German and Italian	12	76	88
French and Spanish	7	7	14
French and Italian	23	176	199
French and German	4	30	34
Arabic and Italian	4	4	8
Arabic and German	2	0	2
Russian and French	2	3	5
Arabic and French	4	6	11
<b>Three Language Subjects</b>	<b>3</b>	<b>7</b>	<b>10</b>
French, German and Russian	1	0	1
French, Italian and Spanish	1	5	6
French, German and Italian	0	1	1
German, Italian and Spanish	1	1	2

Statistical Report (2023): Secondary Education Certificate Examinations

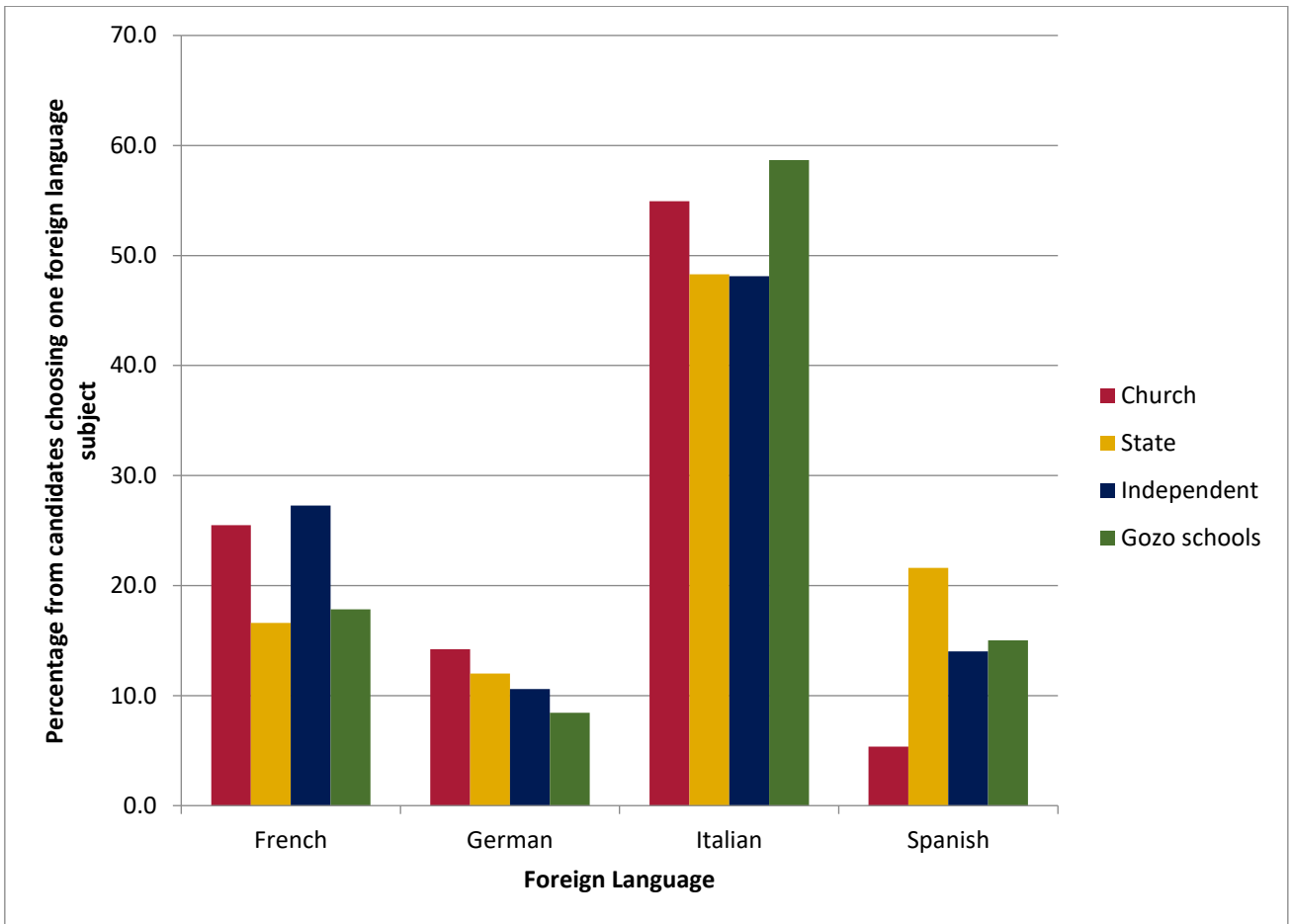


Figure 2.v: Percentage of candidates sitting for the four commonest foreign language subjects, by school sector

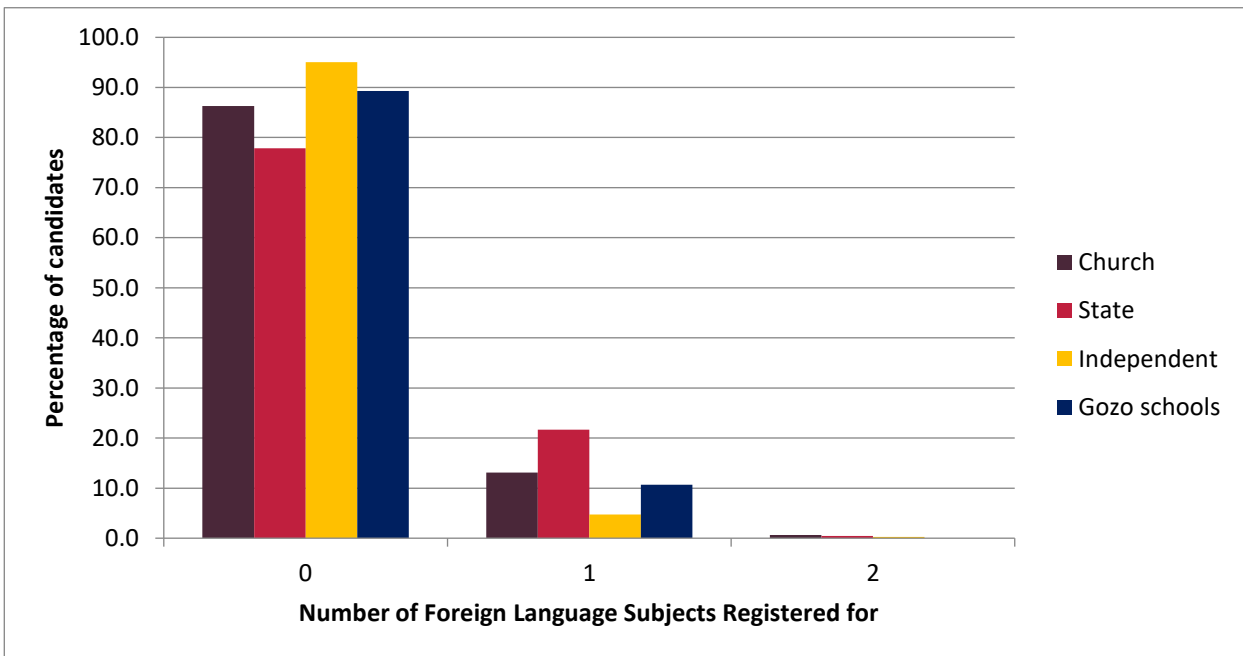


Figure 2.vi: Percentage of candidates sitting for 0, 1, and 2 foreign language subjects, by sector

## Statistical Report (2023): Secondary Education Certificate Examinations

Table 2.11 shows the number of candidates who made requests for examination access arrangements. The data is stratified according to presented conditions. This year's table is also stratified according to candidates' sex to better reflect on any differences between the two groups.

*Table 2.11: Number of Requests for Examination Access Arrangements by Presenting Condition, by candidates' sex*

Condition	Males	Females	Number of Candidates
<b>ADD/ADHD</b>	93	48	141
<b>Autism Spectrum Disorder<sup>1</sup></b>	54	13	67
<b>DCD/ Dyspraxia</b>	14	5	19
<b>Hearing Impairment</b>	6	6	12
<b>Last minute Injuries</b>	4	2	6
<b>Medical Condition<sup>2</sup></b>	14	4	18
<b>Mental Health<sup>3</sup></b>	5	26	31
<b>Mobility Problems<sup>4</sup></b>	4	2	6
<b>SpLD/ADHD</b>	140	82	222
<b>SpLD/Dyslexia</b>	120	115	235
<b>Visual Impairment</b>	2	3	5
<b>Total</b>	456	306	762

1. Including Asperger's Syndrome;
2. Including Diabetes, IBS, ME, Fibromyalgia, Systemic/Discoïd Lupus Erythematosus and others;
3. Including Anxiety, OCD, Bipolar Disorder, Depression and others;
4. Including Cerebral Palsy.

Applications by candidates with special needs are processed by the ACCESS-Disability Support Committee of the University of Malta that assesses appropriate arrangements so that these candidates are enabled to access the examinations at an equitable level to their peers. In 2023, examination access arrangements (EAA) included extra time, rest periods, modified papers, large print, provision of amanuenses, communicators and readers, as well as special instructions to examiners of oral components, invigilators and markers.

Table 2.12 indicates the subjects that candidates who made requests for EAA registered for and whether these candidates opted for Paper IIA or IIB in these subjects. Registrations for SEC vocational subjects and the foreign languages are not stratified by paper choice since the assessments of these subjects are not tiered.

Statistical Report (2023): Secondary Education Certificate Examinations

Table 2.12: Registrations for Requests for Access Arrangements

Subject	Paper IIA	Paper IIB	Total
Accounting	31	34	65
Agribusiness			11
Arabic	0	1	1
Art	70	47	117
Biology	62	92	154
Business Studies	8	14	22
Chemistry	36	20	56
Computing	50	40	90
Design and Technology	17	39	56
Economics	9	6	15
Engineering Technology			35
English Language	261	402	663
English Literature	152	158	310
Environmental Studies	87	113	200
Ethics	26	31	57
European Studies	7	1	8
Fashion and Design			7
French			84
Geography	13	41	54
German			52
Graphical Communication	41	19	60
Hairdressing and Beauty			11
Health and Social Care			52
History	15	39	54
Home Economics	27	44	71
Hospitality			72
Information Technology			44
Italian			278
Latin	1	0	1
Maltese	142	463	605
Mathematics	139	519	658
Media Literacy			31
Music	1	1	2
Physical Education	38	53	91
Physics	151	263	414
Religious Knowledge	146	275	421
Retail			8
Russian	2	0	2
Social Studies	27	51	78
Spanish			43

## Statistical Report (2023): Secondary Education Certificate Examinations

Table 2.13: Registration of Private Candidates\* in the subjects with a coursework component

Subject	Malta	Gozo	Total
Art	27	0	27
Biology	63	4	67
Business Studies	14	0	14
Chemistry	21	1	22
Computing	20	1	21
Design and Technology	5	0	5
Environmental Studies	26	4	30
Ethics	27	2	29
European Studies	5	0	5
Geography	9	2	11
Home Economics	17	1	18
Physical Education	10	0	10
Physics	97	5	102

As explained in Section 1.8, candidates who were not satisfied with the grade awarded to them in any subject could appeal from the decision taken. In non-vocational subjects, this is done through the service of a Revision of Papers. Table 2.14 below shows the numbers of these requests in relation to the numbers of registrations for the different subjects. As subjects with no registrations for Revision of Papers are not shown, the total shown in the last row does not necessarily correspond to a summation of registrations shown in the table. SEC vocational subjects candidates had the right to appeal and have their assignments' marking revised yearly. In addition, MATSEC may assign revisers to re-mark several scripts as quality assurance measures. If errors are found in such cases, the Grade of affected candidates may be upgraded even if these did not appeal from the assessment decision.

In 2023, the numbers of requests for a Revision of Papers amounted to 463, which equates to 1.6% of the grand total of registrations. Data relating to the outcome of these requests may be seen in the following section.



Statistical Report (2023): Secondary Education Certificate Examinations

Table 2.14: Registration for Revision of Papers

Subject	Registrations	RoP Requests	% Requests
Accounting	761	16	2.1
Arabic	68	0	0.0
Art	528	18	3.4
Biology	1285	49	3.8
Business Studies	226	2	0.9
Chemistry	714	21	2.9
Classical Culture	9	0	0.0
Commerce	10	0	0.0
Computing	699	6	0.9
Design and Technology	276	2	0.7
Economics	245	11	4.5
English Language	4241	53	1.2
English Literature	2802	32	1.1
Environmental Studies	1705	2	0.1
Ethics	558	0	0.0
European Studies	111	0	0.0
French	879	8	0.9
Geography	296	3	1.0
German	528	0	0.0
Graphical Communication	392	5	1.3
Greek	2	0	0.0
History	290	6	2.1
Home Economics	354	0	0.0
Italian	1894	8	0.4
Latin	2	0	0.0
Maltese	3744	65	1.7
Mathematics	4295	93	2.2
Music	43	0	0.0
Physical Education	469	3	0.6
Physics	3176	36	1.1
Religious Knowledge	2839	16	0.6
Russian	35	0	0.0
Social Studies	653	7	1.1
Spanish	560	1	0.2

### 3. MAIN SESSION RESULTS

This chapter provides tables to reflect upon the results of candidates in the SEC Main Session across the various subjects.

The highest Grade that a student can obtain in a SEC examination is Grade 1 and is only obtainable through the Paper IIA option, which may lead up to Grade 5. Grades 4, 5, 6, & 7 are only possible through Paper IIB. One should note that the controlled assessment for SEC vocational subjects is not tiered. Thus, tables stratifying results by Paper option will be different or not presented for vocational subjects. It should be noted that Grade 8, indicating a very basic level of achievement, has been added to the list of grades in 2022 but only for SEC vocational candidates.

Absentees include those candidates who neither sat for any part of the examination (written, aural, oral, or practical) nor presented their coursework for assessment, where this was required. Candidates who presented their coursework but were absent for the controlled assessment, were awarded Grade U based on their coursework only. The same applies for those candidates who were present for their oral examination but were then absent for the written part. For a candidate to be marked absent for vocational subjects they need to not hand in all their six assignments and not sit for all three controlled written assessments which are held in the schools which the candidates attend. This explains why absent candidates for vocational subjects are a rarity.

The first tables and respective bar charts show the distribution of grades across the various subjects, for all candidates and for the 16-year-old cohort. These show that candidates from the 16-year-old cohort and females were more likely to obtain the higher grades across most subjects.

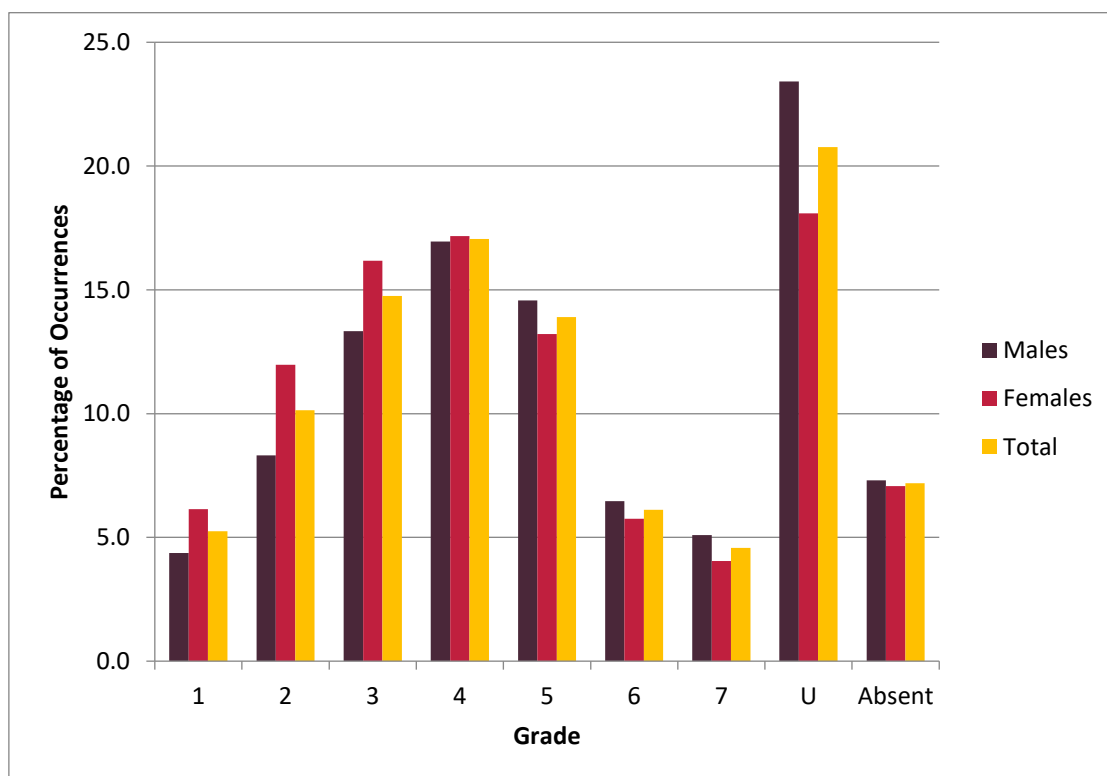


Figure 3.i: Percentage Occurrence of Grades by Sex

## Statistical Report (2023): Secondary Education Certificate Examinations

*Table 3.1: Distribution of Grades in SEC Subjects*

Subject	Grade										Registered
	1	2	3	4	5	6	7	8	U	Abs	
Accounting	32	87	119	99	84	25	23		187	105	761
%	4.2	11.4	15.6	13.0	11.0	3.3	3.0		24.6	13.8	
Males	16	43	52	49	41	11	10		100	47	369
Females	16	44	67	50	43	14	13		87	58	392
Arabic	10	12	9	14	7	2	2		2	10	68
%	14.7	17.6	13.2	20.6	10.3	2.9	2.9		2.9	14.7	
Males	2	4	4	9	4	1	2		2	7	35
Females	7	7	5	5	3	1	0		0	3	31
Art	9	46	82	101	74	32	31		116	37	528
%	1.7	8.7	15.5	19.1	14.0	6.1	5.9		22.0	7.0	
Males	0	10	15	25	27	6	11		48	10	152
Females	9	36	67	76	46	26	20		65	26	371
Biology	58	130	194	221	187	57	48		338	52	1285
%	4.5	10.1	15.1	17.2	14.6	4.4	3.7		26.3	4.0	
Males	23	46	66	84	73	21	20		136	25	494
Females	35	84	128	136	112	36	28		199	26	784
Business Studies	9	16	20	38	35	10	10		69	19	226
%	4.0	7.1	8.8	16.8	15.5	4.4	4.4		30.5	8.4	
Males	4	10	12	25	21	5	6		41	11	135
Females	5	6	8	13	14	5	4		27	8	90
Chemistry	69	86	128	115	86	16	13		167	34	714
%	9.7	12.0	17.9	16.1	12.0	2.2	1.8		23.4	4.8	
Males	35	33	60	51	35	8	8		72	13	315
Females	34	53	68	64	51	8	5		94	20	397
Classical Culture	0	1	0	0	0	0	0		2	6	9
%	0.0	11.1	0.0	0.0	0.0	0.0	0.0		22.2	66.7	
Males	0	1	0	0	0	0	0		1	1	3
Females	0	0	0	0	0	0	0		1	5	6
Commerce	0	0	2	4	1	0	0		1	2	10
%	0.0	0.0	20.0	40.0	10.0	0.0	0.0		10.0	20.0	
Males	0	0	2	4	0	0	0		1	1	8
Females	0	0	0	0	1	0	0		0	1	2
Computing	50	107	140	143	59	31	20		89	60	699
%	7.2	15.3	20.0	20.5	8.4	4.4	2.9		12.7	8.6	
Males	35	73	102	98	52	25	13		72	35	505
Females	15	34	38	45	7	6	7		16	24	192

Statistical Report (2023): Secondary Education Certificate Examinations

Subject	Grade										Registered
	1	2	3	4	5	6	7	8	U	Abs	
Design and Technology	17	19	28	58	48	19	9		57	21	276
%	6.2	6.9	10.1	21.0	17.4	6.9	3.3		20.7	7.6	
Males	7	12	17	46	34	16	8		46	19	205
Females	10	7	11	12	14	3	1		11	2	71
Economics	13	25	29	46	41	7	5		64	15	245
%	5.3	10.2	11.8	18.8	16.7	2.9	2.0		26.1	6.1	
Males	8	9	9	22	19	4	4		33	6	114
Females	5	16	20	24	22	3	1		31	9	131
English Language	180	535	755	760	865	260	161		555	170	4241
%	4.2	12.6	17.8	17.9	20.4	6.1	3.8		13.1	4.0	
Males	74	233	357	401	459	144	94		299	69	2130
Females	106	302	398	356	402	114	65		250	100	2093
English Literature	134	268	408	515	433	94	89		600	261	2802
%	4.8	9.6	14.6	18.4	15.5	3.4	3.2		21.4	9.3	
Males	44	91	149	241	216	62	57		352	138	1350
Females	90	177	259	274	217	32	32		247	121	1449
Environmental Studies	53	115	221	273	249	80	94		522	98	1705
%	3.1	6.7	13.0	16.0	14.6	4.7	5.5		30.6	5.7	
Males	20	50	114	139	138	42	55		305	50	913
Females	33	65	107	134	111	38	39		216	48	791
Ethics	35	66	90	90	38	29	13		128	69	558
%	6.3	11.8	16.1	16.1	6.8	5.2	2.3		22.9	12.4	
Males	8	18	44	58	20	12	3		74	37	274
Females	27	48	46	31	17	15	10		53	30	277
European Studies	12	18	18	22	12	4	3		5	17	111
%	10.8	16.2	16.2	19.8	10.8	3.6	2.7		4.5	15.3	
Males	4	2	5	8	3	4	0		2	11	39
Females	8	16	13	14	9	0	3		3	6	72
French	94	115	179	173	151	61	24		49	33	879
%	10.7	13.1	20.4	19.7	17.2	6.9	2.7		5.6	3.8	
Males	31	27	63	67	58	28	15		27	16	332
Females	63	88	116	106	91	33	8		20	17	542
Geography	9	20	33	23	20	7	7		62	115	296
%	3.0	6.8	11.1	7.8	6.8	2.4	2.4		20.9	38.9	
Males	6	16	18	16	13	3	7		49	70	198
Females	3	4	15	7	7	4	0		13	45	98

Statistical Report (2023): Secondary Education Certificate Examinations

Subject	Grade										Registered
	1	2	3	4	5	6	7	8	U	Abs	
German	47	93	106	87	71	23	22		52	27	528
%	8.9	17.6	20.1	16.5	13.4	4.4	4.2		9.8	5.1	
Males	15	36	40	48	32	13	12		28	13	237
Females	32	57	66	39	39	10	10		24	14	291
Graphical Communication	21	48	61	62	63	16	16		76	29	392
%	5.4	12.2	15.6	15.8	16.1	4.1	4.1		19.4	7.4	
Males	15	32	44	38	44	12	11		49	19	264
Females	6	16	17	24	19	4	5		27	10	128
Greek	0	0	0	0	0	0	1		0	1	2
%	0.0	0.0	0.0	0.0	0.0	0.0	50.0		0.0	50.0	
Males	0	0	0	0	0	0	0		0	0	0
Females	0	0	0	0	0	0	1		0	1	2
History	3	4	11	30	21	7	7		87	120	290
%	1.0	1.4	3.8	10.3	7.2	2.4	2.4		30.0	41.4	
Males	3	2	9	19	19	6	6		74	79	217
Females	0	2	2	11	2	1	1		12	41	72
Home Economics	17	54	58	54	21	31	22		69	28	354
%	4.8	15.3	16.4	15.3	5.9	8.8	6.2		19.5	7.9	
Males	1	5	18	9	8	12	11		34	13	111
Females	16	49	40	45	13	19	10		34	15	241
Italian	115	213	266	332	135	196	167		362	108	1894
%	6.1	11.2	14.0	17.5	7.1	10.3	8.8		19.1	5.7	
Males	45	71	109	163	64	108	101		215	50	926
Females	69	142	157	169	71	88	66		147	58	967
Latin	0	0	0	0	0	0	0		1	1	2
%	0.0	0.0	0.0	0.0	0.0	0.0	0.0		50.0	50.0	
Males	0	0	0	0	0	0	0		1	0	1
Females	0	0	0	0	0	0	0		0	1	1
Maltese	121	377	486	706	685	139	131		872	227	3744
%	3.2	10.1	13.0	18.9	18.3	3.7	3.5		23.3	6.1	
Males	43	144	199	322	377	82	76		556	114	1913
Females	78	233	287	384	308	57	55		313	112	1827
Mathematics	327	344	500	593	432	429	343		976	351	4295
%	7.6	8.0	11.6	13.8	10.1	10.0	8.0		22.7	8.2	
Males	165	160	267	306	212	210	166		494	141	2121
Females	162	183	233	285	219	218	176		472	209	2157

Statistical Report (2023): Secondary Education Certificate Examinations

Subject	Grade										Registered
	1	2	3	4	5	6	7	8	U	Abs	
Music	15	7	2	4	0	0	0		1	14	43
%	34.9	16.3	4.7	9.3	0.0	0.0	0.0		2.3	32.6	
Males	2	5	1	2	0	0	0		0	8	18
Females	13	2	1	2	0	0	0		1	6	25
Physical Education	32	50	77	101	57	39	14		63	36	469
%	6.8	10.7	16.4	21.5	12.2	8.3	3.0		13.4	7.7	
Males	17	32	51	73	38	29	9		43	22	314
Females	15	18	26	27	19	10	5		20	14	154
Physics	182	283	393	504	421	209	167		877	140	3176
%	5.7	8.9	12.4	15.9	13.3	6.6	5.3		27.6	4.4	
Males	91	148	212	284	234	122	91		490	79	1751
Females	91	135	180	218	187	84	75		382	61	1413
Religious Knowledge	62	217	509	564	395	150	128		681	133	2839
%	2.2	7.6	17.9	19.9	13.9	5.3	4.5		24.0	4.7	
Males	24	70	209	291	230	81	79		386	75	1445
Females	38	147	300	273	164	69	49		295	57	1392
Russian	9	8	4	5	5	0	0		2	2	35
%	25.7	22.9	11.4	14.3	14.3	0.0	0.0		5.7	5.7	
Males	4	1	3	1	1	0	0		1	1	12
Females	5	7	1	3	4	0	0		1	1	22
Social Studies	20	45	80	106	82	56	22		77	165	653
%	3.1	6.9	12.3	16.2	12.6	8.6	3.4		11.8	25.3	
Males	1	6	15	24	31	28	15		41	88	249
Females	19	39	65	82	50	27	7		35	76	400
Spanish	50	59	73	117	108	27	21		69	36	560
%	8.9	10.5	13.0	20.9	19.3	4.8	3.8		12.3	6.4	
Males	12	25	37	61	64	16	8		42	21	286
Females	38	34	36	56	44	11	13		26	15	273
Agribusiness	0	3	2	1	0	7	1	6	6	0	26
%	0.0	11.5	7.7	3.8	0.0	26.9	3.8	23.1	23.1	0.0	
Males	0	3	1	0	0	3	1	4	2	0	14
Females	0	0	1	1	0	4	0	2	4	0	12
Engineering Technology	17	48	49	6	4	22	1	24	19	0	190
%	8.9	25.3	25.8	3.2	2.1	11.6	0.5	12.6	10.0	0.0	
Males	14	45	46	5	4	21	1	22	16	0	174
Females	3	3	3	1	0	1	0	2	3	0	16
Fashion and Design	4	4	10	5	0	11	0	7	11	0	52
%	7.7	7.7	19.2	9.6	0.0	21.2	0.0	13.5	21.2	0.0	
Males	0	0	1	0	0	0	0	1	0	0	2
Females	4	4	9	5	0	11	0	6	11	0	50

Statistical Report (2023): Secondary Education Certificate Examinations

Subject	Grade										Registered
	1	2	3	4	5	6	7	8	U	Abs	
Hairdressing and Beauty	5	20	20	4	0	27	0	29	14	0	119
%	4.2	16.8	16.8	3.4	0.0	22.7	0.0	24.4	11.8	0.0	
Males	0	0	0	0	0	0	0		0	0	0
Females	5	20	20	4	0	27	0	29	14	0	119
Health and Social Care	18	28	29	37	13	36	1	29	20	0	211
%	8.5	13.3	13.7	17.5	6.2	17.1	0.5	13.7	9.5	0.0	
Males	1	5	2	2	1	6	0	4	1	0	22
Females	17	23	27	35	12	30	1	24	19	0	188
Hospitality	34	47	59	15	6	32	1	46	44	0	284
%	12.0	16.5	20.8	5.3	2.1	11.3	0.4	16.2	15.5	0.0	
Males	5	14	14	7	5	19	1	28	19	0	112
Females	29	33	45	8	1	13	0	18	25	0	172
Information Technology	24	55	44	24	15	32	1	23	27	0	245
%	9.8	22.4	18.0	9.8	6.1	13.1	0.4	9.4	11.0	0.0	
Males	19	43	40	18	14	29	0	16	21	0	200
Females	5	12	4	6	1	3	1	6	6	0	44
Media Literacy	16	21	25	21	4	30	3	27	21	0	168
%	9.5	12.5	14.9	12.5	2.4	17.9	1.8	16.1	12.5	0.0	
Males	6	7	12	12	3	17	2	14	10	0	83
Females	10	14	13	9	1	13	1	13	11	0	85
Retail	7	9	5	1	0	13	0	13	12	0	60
%	11.7	15.0	8.3	1.7	0.0	21.7	0.0	21.7	20.0	0.0	
Males	1	2	2	0	0	3	0	6	3	0	17
Females	6	7	3	1	0	10	0	7	9	0	43

## Statistical Report (2023): Secondary Education Certificate Examinations

*Table 3.2: Distribution of Grades in SEC Subjects (2007 cohort)*

Subject	Grade										Registered
	1	2	3	4	5	6	7	8	U	Abs	
Accounting	29	84	114	91	72	22	22	0	174	68	676
%	4.3	12.4	16.9	13.5	10.7	3.3	3.3	0.0	25.7	10.1	
Males	15	42	52	48	37	10	10	0	94	37	345
Females	14	42	62	43	35	12	12	0	80	31	331
Arabic	5	8	7	9	4	2	1	0	1	3	40
%	12.5	20.0	17.5	22.5	10.0	5.0	2.5	0.0	2.5	7.5	
Males	2	3	2	7	2	1	1	0	1	1	20
Females	2	4	5	2	2	1	0	0	0	2	18
Art	7	43	73	93	68	30	31	0	106	26	477
%	1.5	9.0	15.3	19.5	14.3	6.3	6.5	0.0	22.2	5.5	
Males	0	9	14	25	25	5	11	0	44	5	138
Females	7	34	59	68	42	25	20	0	60	20	335
Biology	57	128	190	207	174	49	43	0	292	25	1165
%	4.9	11.0	16.3	17.8	14.9	4.2	3.7	0.0	25.1	2.1	
Males	23	44	66	79	69	20	17	0	122	15	455
Females	34	84	124	128	104	29	26	0	167	9	705
Business Studies	9	16	20	35	34	8	7	0	61	9	199
%	4.5	8.0	10.1	17.6	17.1	4.0	3.5	0.0	30.7	4.5	
Males	4	10	12	22	20	4	4	0	36	6	118
Females	5	6	8	13	14	4	3	0	25	3	81
Chemistry	67	83	121	114	83	16	11	0	154	17	666
%	10.1	12.5	18.2	17.1	12.5	2.4	1.7	0.0	23.1	2.6	
Males	34	31	58	50	34	8	7	0	69	6	297
Females	33	52	63	64	49	8	4	0	84	11	368
Commerce	0	0	2	3	1	0	0	0	1	1	8
%	0.0	0.0	25.0	37.5	12.5	0.0	0.0	0.0	12.5	12.5	
Males	0	0	2	3	0	0	0	0	1	0	6
Females	0	0	0	0	1	0	0	0	0	1	2
Computing	49	103	134	137	57	27	18	0	84	48	657
%	7.5	15.7	20.4	20.9	8.7	4.1	2.7	0.0	12.8	7.3	
Males	35	71	96	94	50	21	12	0	68	29	476
Females	14	32	38	43	7	6	6	0	15	18	179
Design and Technology	17	17	27	56	47	19	8	0	52	14	257
%	6.6	6.6	10.5	21.8	18.3	7.4	3.1	0.0	20.2	5.4	
Males	7	12	16	44	33	16	8	0	41	13	190
Females	10	5	11	12	14	3	0	0	11	1	67



Statistical Report (2023): Secondary Education Certificate Examinations

Subject	Grade										Registered
	1	2	3	4	5	6	7	8	U	Abs	
Economics	13	24	29	45	40	6	5	0	62	11	235
%	5.5	10.2	12.3	19.1	17.0	2.6	2.1	0.0	26.4	4.7	
Males	8	9	9	22	19	4	4	0	31	4	110
Females	5	15	20	23	21	2	1	0	31	7	125
English Language	177	518	728	672	770	195	131	0	418	49	3658
%	4.8	14.2	19.9	18.4	21.0	5.3	3.6	0.0	11.4	1.3	
Males	72	226	350	367	418	118	79	0	241	20	1891
Females	105	292	378	304	349	75	52	0	173	28	1756
English Literature	132	259	403	496	412	89	87	0	571	227	2676
%	4.9	9.7	15.1	18.5	15.4	3.3	3.3	0.0	21.3	8.5	
Males	43	90	147	237	206	61	56	0	335	125	1300
Females	89	169	256	259	206	28	31	0	235	100	1373
Environmental Studies	51	114	217	266	236	77	87	0	504	74	1626
%	3.1	7.0	13.3	16.4	14.5	4.7	5.4	0.0	31.0	4.6	
Males	20	49	114	136	131	40	52	0	294	35	871
Females	31	65	103	130	105	37	35	0	209	39	754
Ethics	33	57	80	86	32	26	9	0	108	43	474
%	7.0	12.0	16.9	18.1	6.8	5.5	1.9	0.0	22.8	9.1	
Males	8	16	40	57	19	12	3	0	59	26	240
Females	25	41	40	28	13	12	6	0	48	16	229
European Studies	12	18	18	20	11	4	3	0	4	12	102
%	11.8	17.6	17.6	19.6	10.8	3.9	2.9	0.0	3.9	11.8	
Males	4	2	5	8	2	4	0	0	2	9	36
Females	8	16	13	12	9	0	3	0	2	3	66
French	89	114	170	166	147	60	22	0	44	24	836
%	10.6	13.6	20.3	19.9	17.6	7.2	2.6	0.0	5.3	2.9	
Males	29	27	60	64	57	28	14	0	25	11	315
Females	60	87	110	102	89	32	7	0	18	13	518
Geography	9	20	33	21	19	7	7	0	53	97	266
%	3.4	7.5	12.4	7.9	7.1	2.6	2.6	0.0	19.9	36.5	
Males	6	16	18	15	12	3	7	0	40	59	176
Females	3	4	15	6	7	4	0	0	13	38	90
German	39	81	100	83	67	21	22	0	49	17	479
%	8.1	16.9	20.9	17.3	14.0	4.4	4.6	0.0	10.2	3.5	
Males	14	29	39	46	32	12	12	0	27	11	222
Females	25	52	61	37	35	9	10	0	22	6	257

Statistical Report (2023): Secondary Education Certificate Examinations

Subject	Grade										Registered
	1	2	3	4	5	6	7	8	U	Abs	
Graphical Communication	21	46	60	59	60	14	14	0	72	26	372
%	5.6	12.4	16.1	15.9	16.1	3.8	3.8	0.0	19.4	7.0	
Males	15	31	44	36	43	11	10	0	46	18	254
Females	6	15	16	23	17	3	4	0	26	8	118
History	3	4	11	26	17	6	7	0	78	106	258
%	1.2	1.6	4.3	10.1	6.6	2.3	2.7	0.0	30.2	41.1	
Males	3	2	9	19	15	5	6	0	66	74	199
Females	0	2	2	7	2	1	1	0	12	32	59
Home Economics	17	53	56	53	21	29	20	0	60	14	323
%	5.3	16.4	17.3	16.4	6.5	9.0	6.2	0.0	18.6	4.3	
Males	1	5	18	9	8	12	10	0	31	8	102
Females	16	48	38	44	13	17	10	0	28	6	220
Italian	88	188	256	327	132	187	161	0	342	77	1758
%	5.0	10.7	14.6	18.6	7.5	10.6	9.2	0.0	19.5	4.4	
Males	39	67	105	161	62	104	97	0	206	42	883
Females	48	121	151	166	70	83	64	0	136	35	874
Maltese	119	374	474	663	625	117	115	0	773	93	3353
%	3.5	11.2	14.1	19.8	18.6	3.5	3.4	0.0	23.1	2.8	
Males	43	142	194	306	356	70	68	0	494	49	1722
Females	76	232	280	357	269	47	47	0	276	43	1627
Mathematics	318	336	487	546	374	332	258	0	814	145	3610
%	8.8	9.3	13.5	15.1	10.4	9.2	7.1	0.0	22.5	4.0	
Males	158	159	265	283	191	179	140	0	423	68	1866
Females	160	176	222	262	182	153	117	0	384	76	1732
Music	15	7	2	4	0	0	0	0	1	11	40
%	37.5	17.5	5.0	10.0	0.0	0.0	0.0	0.0	2.5	27.5	
Males	2	5	1	2	0	0	0	0	0	6	16
Females	13	2	1	2	0	0	0	0	1	5	24
Physical Education	32	50	77	97	55	38	11	0	58	28	446
%	7.2	11.2	17.3	21.7	12.3	8.5	2.5	0.0	13.0	6.3	
Males	17	32	51	72	37	28	8	0	39	19	303
Females	15	18	26	25	18	10	3	0	19	9	143

Statistical Report (2023): Secondary Education Certificate Examinations

Subject	Grade										Registered
	1	2	3	4	5	6	7	8	U	Abs	
Physics	176	275	385	480	405	198	155	0	793	97	2964
%	5.9	9.3	13.0	16.2	13.7	6.7	5.2	0.0	26.8	3.3	
Males	88	145	211	271	226	115	89	0	441	53	1639
Females	88	130	173	208	179	81	65	0	348	44	1316
Religious Knowledge	62	215	503	543	388	140	117	0	658	102	2728
%	2.3	7.9	18.4	19.9	14.2	5.1	4.3	0.0	24.1	3.7	
Males	24	69	207	287	226	76	71	0	375	55	1390
Females	38	146	296	256	161	64	46	0	283	46	1336
Russian	7	7	4	3	3	0	0	0	1	0	25
%	28.0	28.0	16.0	12.0	12.0	0.0	0.0	0.0	4.0	0.0	
Males	3	1	3	1	1	0	0	0	1	0	10
Females	4	6	1	2	2	0	0	0	0	0	15
Social Studies	20	44	76	96	78	52	19	0	69	133	587
%	3.4	7.5	12.9	16.4	13.3	8.9	3.2	0.0	11.8	22.7	
Males	1	5	15	21	28	28	13	0	37	75	223
Females	19	39	61	75	49	23	6	0	31	58	361
Spanish	33	46	69	114	98	26	20	0	65	25	496
%	6.7	9.3	13.9	23.0	19.8	5.2	4.0	0.0	13.1	5.0	
Males	7	20	35	61	59	16	8	0	40	17	263
Females	26	26	34	53	39	10	12	0	24	8	232
Agribusiness	0	3	2	1	0	7	1	5	6	0	25
%	0.0	12.0	8.0	4.0	0.0	28.0	4.0	20.0	24.0	0.0	
Males	0	3	1	0	0	3	1	3	2	0	13
Females	0	0	1	1	0	4	0	2	4	0	12
Engineering Technology	17	47	48	5	4	22	0	22	19	0	184
%	9.2	25.5	26.1	2.7	2.2	12.0	0.0	12.0	10.3	0.0	
Males	14	44	45	5	4	21	0	20	16	0	169
Females	3	3	3	0	0	1	0	2	3	0	15
Fashion and Design	4	4	9	5	0	10	0	6	10	0	48
%	8.3	8.3	18.8	10.4	0.0	20.8	0.0	12.5	20.8	0.0	
Males	0	0	1	0	0	0	0	1	0	0	2
Females	4	4	8	5	0	10	0	5	10	0	46
Hairdressing and Beauty	5	20	20	4	0	26	0	28	12	0	115
%	4.3	17.4	17.4	3.5	0.0	22.6	0.0	24.3	10.4	0.0	
Males	0	0	0	0	0	0	0	0	0	0	0
Females	5	20	20	4	0	26	0	28	12	0	115

Statistical Report (2023): Secondary Education Certificate Examinations

Subject	Grade										Registered
	1	2	3	4	5	6	7	8	U	Abs	
Health and Social Care	18	28	29	35	12	35	1	25	15	0	198
%	9.1	14.1	14.6	17.7	6.1	17.7	0.5	12.6	7.6	0.0	
Males	1	5	2	2	1	5	0	4	1	0	21
Females	17	23	27	33	11	30	1	20	14	0	176
Hospitality	33	46	58	14	6	30	1	44	39	0	271
%	12.2	17.0	21.4	5.2	2.2	11.1	0.4	16.2	14.4	0.0	
Males	5	13	14	6	5	19	1	26	16	0	105
Females	28	33	44	8	1	11	0	18	23	0	166
Information Technology	23	52	40	24	13	29	1	22	27	0	231
%	10.0	22.5	17.3	10.4	5.6	12.6	0.4	9.5	11.7	0.0	
Males	19	40	38	18	12	27	0	15	21	0	190
Females	4	12	2	6	1	2	1	6	6	0	40
Media Literacy	15	21	24	21	4	30	3	23	19	0	160
%	9.4	13.1	15.0	13.1	2.5	18.8	1.9	14.4	11.9	0.0	
Males	5	7	12	12	3	17	2	11	10	0	79
Females	10	14	12	9	1	13	1	12	9	0	81
Retail	7	9	5	1	0	13	0	13	12	0	60
%	11.7	15.0	8.3	1.7	0.0	21.7	0.0	21.7	20.0	0.0	
Males	1	2	2	0	0	3	0	6	3	0	17
Females	6	7	3	1	0	10	0	7	9	0	43

Figure 3.ii shows the percentage of grade occurrences across all subjects for the 2007 cohort. The distribution is like that shown in the previous figure, with female candidates being more likely than males to obtain Grades 1, 2, 3, and 4 while male candidates are more likely to obtain Grades 5, 6, 7, and U. Comparison of Figure 3.i and Figure 3.ii suggests that the 2007 cohort performed better than other cohorts and candidates from this cohort were more likely than the average candidate to obtain Grades 1-5.

Statistical Report (2023): Secondary Education Certificate Examinations

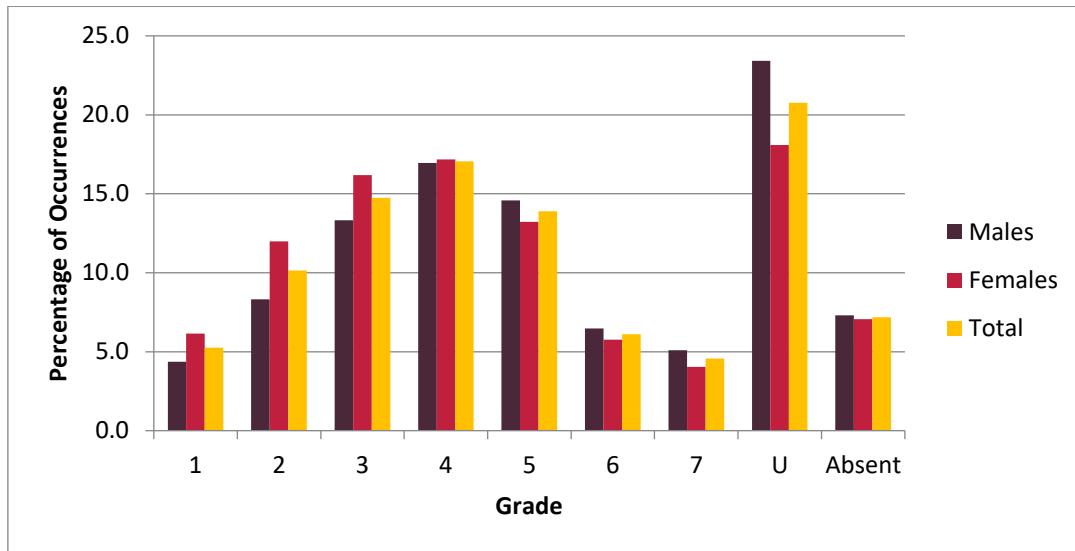


Figure 3.ii: Percentage Occurrence of Grades by Sex (2007 cohort)

In Table 3.3, the results are separated by educational sector. This table makes it possible to observe how candidates from different school sectors performed in different SEC subject examinations. The diagram that follows illustrates this for the main subjects. Differences between school sectors appear to be rife and state school candidates were, on average, outperformed in most subjects.

## Statistical Report (2023): Secondary Education Certificate Examinations

*Table 3.3: Results by Subject, Sex and Type of School for Paper IIA and IIB*

	Paper IIA								Paper IIB							
	1	2	3	4	5	U	Abs	Register	4	5	6	7	U	Abs	Register	
Accounting	32	87	119	80	68	108	42	536	19	16	25	23	79	63	225	761
State Schools - Males	3	5	8	10	6	12	3	47	2	0	2	4	10	10	28	75
State Schools - Females	6	8	12	12	10	21	2	71	3	4	3	3	20	11	44	115
Church Schools – Males	5	22	28	21	25	38	4	143	1	1	4	4	19	8	37	180
Church Schools – Females	6	21	37	20	14	21	6	125	5	3	6	7	13	11	45	170
Independent Schools – Males	7	10	11	8	3	7	4	50	4	3	3	2	8	4	24	74
Independent Schools – Females	1	8	10	1	4	1	0	25	1	1	0	1	3	4	10	35
Post-Secondary Schools – Males	0	0	0	0	0	0	0	0	0	0	0	0	0	0	0	0
Post-Secondary Schools – Females	0	0	0	0	0	0	0	0	0	0	0	0	0	0	0	0
Malta Private Candidates – Males	0	1	0	1	2	2	6	12	0	1	0	0	1	3	5	17
Malta Private Candidates – Females	1	2	2	4	4	4	13	30	2	2	2	1	2	5	14	44
Gozo Schools – Males	1	5	5	2	0	2	0	15	0	0	1	0	1	4	6	21
Gozo Schools – Females	1	5	4	1	0	0	0	11	1	1	3	1	2	2	10	21
Gozo Private Candidates – Males	0	0	0	0	0	0	1	1	0	0	1	0	0	0	1	2
Gozo Private Candidates – Females	1	0	2	0	0	0	3	6	0	0	0	0	0	1	1	7

Arabic	10	12	9	8	1	0	4	44	6	6	2	2	2	6	24	68
State Schools - Males	2	2	2	4	1	0	1	12	2	1	1	2	2	3	11	23
State Schools - Females	3	5	5	1	0	0	0	14	1	2	1	0	0	2	6	20
Church Schools – Males	0	0	0	1	0	0	0	1	0	1	0	0	0	0	1	2
Church Schools – Females	0	0	0	0	0	0	0	0	0	0	0	0	0	0	0	0
Independent Schools – Males	0	1	0	0	0	0	0	1	0	0	0	0	0	0	0	1
Independent Schools – Females	1	0	0	0	0	0	0	1	0	0	0	0	0	0	0	1
Post-Secondary Schools – Males	0	0	0	0	0	0	0	0	0	0	0	0	0	0	0	0
Post-Secondary Schools – Females	0	0	0	0	0	0	0	0	0	0	0	0	0	0	0	0
Malta Private Candidates – Males	0	1	2	1	0	0	2	6	1	0	0	0	0	1	2	8
Malta Private Candidates – Females	3	2	0	1	0	0	1	7	2	1	0	0	0	0	3	10
Gozo Schools – Males	0	0	0	0	0	0	0	0	0	0	0	0	0	0	0	0
Gozo Schools – Females	0	0	0	0	0	0	0	0	0	0	0	0	0	0	0	0
Gozo Private Candidates – Males	0	0	0	0	0	0	0	0	0	1	0	0	0	0	1	1
Gozo Private Candidates – Females	0	0	0	0	0	0	0	0	0	0	0	0	0	0	0	0

Statistical Report (2023): Secondary Education Certificate Examinations

	Paper IIA								Paper IIB							Total
	1	2	3	4	5	U	Abs	Register	4	5	6	7	U	Abs	Register	
Art	9	46	82	95	56	68	16	372	6	18	32	31	48	21	156	528
State Schools - Males	0	7	2	11	5	14	0	39	0	1	4	2	12	2	21	60
State Schools - Females	2	15	23	32	16	23	6	117	3	8	16	8	15	8	58	175
Church Schools – Males	0	3	8	10	13	10	2	46	0	1	1	7	7	0	16	62
Church Schools – Females	2	12	19	15	14	8	1	71	1	4	3	6	6	2	22	93
Independent Schools – Males	0	0	5	3	1	1	0	10	0	2	0	0	1	1	4	14
Independent Schools – Females	3	7	21	13	2	5	0	51	0	1	5	5	2	1	14	65
Post-Secondary Schools – Males	0	0	0	0	0	0	0	0	0	0	0	0	0	0	0	0
Post-Secondary Schools – Females	0	0	0	0	0	0	0	0	0	0	0	0	0	0	0	0
Malta Private Candidates – Males	0	0	0	0	0	1	1	2	0	0	1	0	0	4	5	7
Malta Private Candidates – Females	2	1	2	5	0	2	5	17	2	0	0	0	0	1	3	20
Gozo Schools – Males	0	0	0	1	4	1	0	6	0	0	0	2	1	0	3	9
Gozo Schools – Females	0	1	2	5	0	1	1	10	0	1	2	1	3	1	8	18
Gozo Private Candidates – Males	0	0	0	0	0	0	0	0	0	0	0	0	0	0	0	0
Gozo Private Candidates – Females	0	0	0	0	0	0	0	0	0	0	0	0	0	0	0	0

Biology	58	130	194	187	149	171	17	906	34	38	57	48	167	35	379	1285
State Schools - Males	5	5	14	13	15	29	2	83	0	4	1	6	37	8	56	139
State Schools - Females	8	14	28	34	34	50	3	171	2	5	4	4	33	7	55	226
Church Schools – Males	14	30	29	38	28	23	0	162	7	5	15	10	20	6	63	225
Church Schools – Females	15	44	62	55	37	40	0	253	10	13	19	16	36	1	95	348
Independent Schools – Males	3	11	21	15	14	10	0	74	3	1	3	1	6	0	14	88
Independent Schools – Females	5	16	25	15	10	5	0	76	6	1	7	7	6	0	27	103
Post-Secondary Schools – Males	0	0	0	0	0	0	0	0	0	0	0	1	0	0	1	1
Post-Secondary Schools – Females	0	0	0	0	0	0	0	0	0	0	0	0	0	0	0	0
Malta Private Candidates – Males	0	0	0	1	1	2	5	9	2	0	0	2	6	3	13	22
Malta Private Candidates – Females	0	0	1	1	2	6	6	16	2	3	3	1	13	8	30	46
Gozo Schools – Males	1	0	2	5	3	1	0	12	0	2	2	0	2	0	6	18
Gozo Schools – Females	7	10	12	9	4	4	0	46	2	3	3	0	4	0	12	58
Gozo Private Candidates – Males	0	0	0	0	0	0	0	0	0	0	0	0	0	1	1	1
Gozo Private Candidates – Females	0	0	0	0	0	1	1	2	0	0	0	0	1	0	1	3

Statistical Report (2023): Secondary Education Certificate Examinations

	Paper IIA								Paper IIB							Total
	1	2	3	4	5	U	Abs	Register	4	5	6	7	U	Abs	Register	
Business Studies	9	16	20	30	24	28	1	128	8	11	10	10	41	18	98	226
State Schools - Males	2	5	6	9	6	11	0	39	2	2	2	5	19	3	33	72
State Schools - Females	5	6	8	10	10	9	0	48	3	3	5	4	16	2	33	81
Church Schools – Males	2	4	5	9	6	4	0	30	2	4	2	0	2	1	11	41
Church Schools – Females	0	0	0	0	0	0	0	0	0	1	0	0	0	1	2	2
Independent Schools – Males	0	1	1	2	1	2	1	8	0	0	0	1	0	0	1	9
Independent Schools – Females	0	0	0	0	0	0	0	0	0	0	0	0	0	0	0	0
Post-Secondary Schools – Males	0	0	0	0	0	0	0	0	0	0	0	0	0	0	0	0
Post-Secondary Schools – Females	0	0	0	0	0	0	0	0	0	0	0	0	0	0	0	0
Malta Private Candidates – Males	0	0	0	0	0	2	0	2	1	0	1	0	0	4	6	8
Malta Private Candidates – Females	0	0	0	0	0	0	0	0	0	0	0	0	2	5	7	7
Gozo Schools – Males	0	0	0	0	1	0	0	1	0	1	0	0	1	2	4	5
Gozo Schools – Females	0	0	0	0	0	0	0	0	0	0	0	0	0	0	0	0
Gozo Private Candidates – Males	0	0	0	0	0	0	0	0	0	0	0	0	0	0	0	0
Gozo Private Candidates – Females	0	0	0	0	0	0	0	0	0	0	0	0	0	0	0	0

Chemistry	69	86	128	98	68	118	14	581	17	18	16	13	49	20	133	714
State Schools - Males	4	6	10	9	11	21	2	63	0	1	2	3	7	1	14	77
State Schools - Females	7	12	16	13	17	42	2	109	3	3	6	3	16	3	34	143
Church Schools – Males	24	19	33	22	9	24	0	131	4	7	5	4	6	3	29	160
Church Schools – Females	20	21	33	26	15	18	1	134	1	3	2	1	10	3	20	154
Independent Schools – Males	5	6	12	11	5	5	0	44	2	1	1	0	4	0	8	52
Independent Schools – Females	6	11	13	10	3	1	0	44	5	2	0	0	0	0	7	51
Post-Secondary Schools – Males	0	0	0	0	0	0	0	0	0	0	0	0	0	0	0	0
Post-Secondary Schools – Females	0	0	0	0	0	0	0	0	0	0	0	0	0	0	0	0
Malta Private Candidates – Males	0	1	1	0	0	1	4	7	0	1	0	0	1	3	5	12
Malta Private Candidates – Females	0	0	0	0	0	1	5	6	0	0	0	1	2	3	6	12
Gozo Schools – Males	2	1	4	2	0	2	0	11	1	0	0	1	1	0	3	14
Gozo Schools – Females	1	9	6	5	8	2	0	31	1	0	0	0	2	2	5	36
Gozo Private Candidates – Males	0	0	0	0	0	0	0	0	0	0	0	0	0	0	0	0
Gozo Private Candidates – Females	0	0	0	0	0	0	0	0	0	0	0	0	0	1	1	1



Statistical Report (2023): Secondary Education Certificate Examinations

	Paper IIA								Paper IIB							Total
	1	2	3	4	5	U	Abs	Register	4	5	6	7	U	Abs	Register	
Classical Culture	0	1	0	0	0	0	0	1	0	0	0	0	2	6	8	9
State Schools - Males	0	0	0	0	0	0	0	0	0	0	0	0	0	0	0	0
State Schools - Females	0	0	0	0	0	0	0	0	0	0	0	0	0	0	0	0
Church Schools – Males	0	0	0	0	0	0	0	0	0	0	0	0	0	0	0	0
Church Schools – Females	0	0	0	0	0	0	0	0	0	0	0	0	0	0	0	0
Independent Schools – Males	0	0	0	0	0	0	0	0	0	0	0	0	0	0	0	0
Independent Schools – Females	0	0	0	0	0	0	0	0	0	0	0	0	0	0	0	0
Post-Secondary Schools – Males	0	0	0	0	0	0	0	0	0	0	0	0	0	0	0	0
Post-Secondary Schools – Females	0	0	0	0	0	0	0	0	0	0	0	0	0	0	0	0
Malta Private Candidates – Males	0	1	0	0	0	0	0	1	0	0	0	0	1	1	2	3
Malta Private Candidates – Females	0	0	0	0	0	0	0	0	0	0	0	0	1	5	6	6
Gozo Schools – Males	0	0	0	0	0	0	0	0	0	0	0	0	0	0	0	0
Gozo Schools – Females	0	0	0	0	0	0	0	0	0	0	0	0	0	0	0	0
Gozo Private Candidates – Males	0	0	0	0	0	0	0	0	0	0	0	0	0	0	0	0
Gozo Private Candidates – Females	0	0	0	0	0	0	0	0	0	0	0	0	0	0	0	0

Commerce	0	0	2	3	0	1	1	7	1	1	0	0	0	1	3	10
State Schools - Males	0	0	0	0	0	1	0	1	0	0	0	0	0	0	0	1
State Schools - Females	0	0	0	0	0	0	1	1	0	0	0	0	0	0	0	1
Church Schools – Males	0	0	0	0	0	0	0	0	0	0	0	0	0	0	0	0
Church Schools – Females	0	0	0	0	0	0	0	0	0	0	0	0	0	0	0	0
Independent Schools – Males	0	0	0	0	0	0	0	0	0	0	0	0	0	0	0	0
Independent Schools – Females	0	0	0	0	0	0	0	0	0	1	0	0	0	0	1	1
Post-Secondary Schools – Males	0	0	0	0	0	0	0	0	0	0	0	0	0	0	0	0
Post-Secondary Schools – Females	0	0	0	0	0	0	0	0	0	0	0	0	0	0	0	0
Malta Private Candidates – Males	0	0	0	0	0	0	0	0	1	0	0	0	0	1	2	2
Malta Private Candidates – Females	0	0	0	0	0	0	0	0	0	0	0	0	0	0	0	0
Gozo Schools – Males	0	0	2	3	0	0	0	5	0	0	0	0	0	0	0	5
Gozo Schools – Females	0	0	0	0	0	0	0	0	0	0	0	0	0	0	0	0
Gozo Private Candidates – Males	0	0	0	0	0	0	0	0	0	0	0	0	0	0	0	0
Gozo Private Candidates – Females	0	0	0	0	0	0	0	0	0	0	0	0	0	0	0	0

Statistical Report (2023): Secondary Education Certificate Examinations

	Paper IIA								Paper IIB							Total
	1	2	3	4	5	U	Abs	Register	4	5	6	7	U	Abs	Register	
Computing	50	107	140	105	41	39	15	497	38	18	31	20	50	45	202	699
State Schools - Males	15	17	32	26	20	17	3	130	11	5	13	9	22	17	77	207
State Schools - Females	2	9	6	12	2	4	4	39	3	1	2	4	4	7	21	60
Church Schools – Males	13	32	39	31	7	9	1	132	6	8	5	4	12	4	39	171
Church Schools – Females	11	17	25	20	4	5	2	84	4	0	3	2	2	3	14	98
Independent Schools – Males	5	14	21	8	6	2	1	57	4	2	3	0	3	2	14	71
Independent Schools – Females	1	6	3	2	0	0	0	12	1	0	0	0	0	0	1	13
Post-Secondary Schools – Males	0	0	0	0	0	0	0	0	0	0	0	0	0	0	0	0
Post-Secondary Schools – Females	0	0	0	0	0	0	0	0	0	0	0	0	0	0	0	0
Malta Private Candidates – Males	0	1	2	0	0	0	2	5	3	1	0	0	2	2	8	13
Malta Private Candidates – Females	1	0	0	0	0	0	1	2	0	0	0	0	1	4	5	7
Gozo Schools – Males	2	9	8	5	2	2	0	28	4	1	4	0	3	3	15	43
Gozo Schools – Females	0	2	4	1	0	0	1	8	2	0	1	1	0	1	5	13
Gozo Private Candidates – Males	0	0	0	0	0	0	0	0	0	0	0	0	0	0	0	0
Gozo Private Candidates – Females	0	0	0	0	0	0	0	0	0	0	0	0	0	1	1	1

Design and Technology	17	19	28	30	30	19	3	146	28	18	19	9	38	18	130	276
State Schools - Males	2	5	11	15	13	9	1	56	17	8	7	5	20	11	68	124
State Schools - Females	5	4	5	2	5	3	0	24	2	1	1	0	6	1	11	35
Church Schools – Males	4	6	6	8	5	4	0	33	3	3	4	1	0	2	13	46
Church Schools – Females	3	2	3	3	3	1	0	15	0	0	1	0	0	0	1	16
Independent Schools – Males	0	0	0	0	0	0	0	0	0	0	0	0	0	0	0	0
Independent Schools – Females	0	0	0	0	0	0	0	0	0	0	0	0	0	0	0	0
Post-Secondary Schools – Males	0	0	0	0	0	0	0	0	0	0	0	0	0	0	0	0
Post-Secondary Schools – Females	0	0	0	0	0	0	0	0	0	0	0	0	0	0	0	0
Malta Private Candidates – Males	0	0	0	0	0	0	1	1	0	0	0	0	0	2	2	3
Malta Private Candidates – Females	0	1	0	0	0	0	0	1	0	0	0	0	0	1	1	2
Gozo Schools – Males	1	1	0	0	1	1	1	5	3	4	5	2	12	1	27	32
Gozo Schools – Females	2	0	3	2	3	1	0	11	3	2	1	1	0	0	7	18
Gozo Private Candidates – Males	0	0	0	0	0	0	0	0	0	0	0	0	0	0	0	0
Gozo Private Candidates – Females	0	0	0	0	0	0	0	0	0	0	0	0	0	0	0	0

Statistical Report (2023): Secondary Education Certificate Examinations

	Paper IIA								Paper IIB							Total
	1	2	3	4	5	U	Abs	Register	4	5	6	7	U	Abs	Register	
Economics	13	25	29	41	34	49	4	195	5	7	7	5	15	11	50	245
State Schools - Males	0	0	0	0	0	0	0	0	0	0	0	0	0	0	0	0
State Schools - Females	0	0	0	0	0	0	1	1	0	1	0	0	0	1	2	3
Church Schools – Males	4	5	4	7	7	19	1	47	1	2	2	2	5	3	15	62
Church Schools – Females	3	7	13	18	14	16	1	72	0	2	1	1	7	1	12	84
Independent Schools – Males	4	4	4	11	7	7	0	37	2	2	2	2	0	0	8	45
Independent Schools – Females	1	8	6	2	4	5	0	26	1	0	1	0	3	2	7	33
Post-Secondary Schools – Males	0	0	0	0	0	0	0	0	0	0	0	0	0	0	0	0
Post-Secondary Schools – Females	0	0	0	0	0	0	0	0	0	0	0	0	0	0	0	0
Malta Private Candidates – Males	0	0	0	0	0	1	0	1	0	0	0	0	0	2	2	3
Malta Private Candidates – Females	0	0	0	1	0	0	1	2	0	0	1	0	0	1	2	4
Gozo Schools – Males	0	0	1	1	1	1	0	4	0	0	0	0	0	0	0	4
Gozo Schools – Females	1	1	1	1	1	0	0	5	1	0	0	0	0	1	2	7
Gozo Private Candidates – Males	0	0	0	0	0	0	0	0	0	0	0	0	0	0	0	0
Gozo Private Candidates – Females	0	0	0	0	0	0	0	0	0	0	0	0	0	0	0	0

English Language	180	535	755	553	544	264	40	2871	207	321	260	161	291	130	1370	4241
State Schools - Males	21	73	98	109	136	58	3	498	46	94	67	53	100	14	374	872
State Schools - Females	39	98	154	138	144	72	7	652	28	69	57	44	67	22	287	939
Church Schools – Males	34	98	160	125	106	42	1	566	30	48	34	17	28	4	161	727
Church Schools – Females	50	132	161	90	79	23	1	536	13	13	14	6	6	1	53	589
Independent Schools – Males	19	51	69	23	11	8	0	181	17	4	3	1	3	0	28	209
Independent Schools – Females	15	50	49	21	13	6	0	154	6	7	2	1	4	1	21	175
Post-Secondary Schools – Males	0	0	0	0	0	0	0	0	0	0	0	1	0	0	1	1
Post-Secondary Schools – Females	0	0	0	0	0	0	0	0	0	0	0	0	0	0	0	0
Malta Private Candidates – Males	0	2	4	5	5	13	9	38	21	17	22	12	26	30	128	166
Malta Private Candidates – Females	0	2	10	6	8	25	17	68	26	32	37	9	32	47	183	251
Gozo Schools – Males	0	9	25	16	22	7	0	79	8	13	17	10	13	3	64	143
Gozo Schools – Females	2	20	22	17	17	6	0	84	11	16	4	4	6	2	43	127
Gozo Private Candidates – Males	0	0	1	1	0	0	1	3	0	3	1	0	1	4	9	12
Gozo Private Candidates – Females	0	0	2	0	2	2	1	7	0	2	0	1	1	1	5	12

Statistical Report (2023): Secondary Education Certificate Examinations

	Paper IIA								Paper IIB							Total
	1	2	3	4	5	U	Abs	Register	4	5	6	7	U	Abs	Register	
English Literature	134	268	408	418	310	375	57	1970	97	123	94	89	225	204	832	2802
State Schools - Males	6	16	32	53	57	118	14	296	11	25	23	20	73	77	229	525
State Schools - Females	19	38	92	99	92	108	12	460	14	26	12	8	44	71	175	635
Church Schools – Males	20	53	73	99	69	62	8	384	27	31	35	25	47	14	179	563
Church Schools – Females	53	83	124	96	51	52	5	464	16	22	13	12	17	2	82	546
Independent Schools – Males	17	20	37	26	15	16	3	134	13	6	4	8	5	1	37	171
Independent Schools – Females	15	46	29	21	12	4	0	127	3	4	4	1	4	2	18	145
Post-Secondary Schools – Males	0	0	0	0	0	0	0	0	0	0	0	0	0	0	0	0
Post-Secondary Schools – Females	0	0	0	0	0	0	0	0	0	0	0	0	0	0	0	0
Malta Private Candidates – Males	0	0	0	0	2	2	2	6	1	1	0	0	4	6	12	18
Malta Private Candidates – Females	0	1	0	1	1	2	7	12	4	0	1	0	3	12	20	32
Gozo Schools – Males	1	2	7	10	7	8	3	38	1	2	0	4	17	9	33	71
Gozo Schools – Females	3	9	14	13	3	2	1	45	7	6	2	10	11	8	44	89
Gozo Private Candidates – Males	0	0	0	0	1	0	1	2	0	0	0	0	0	0	0	2
Gozo Private Candidates – Females	0	0	0	0	0	0	1	1	0	0	0	1	0	0	1	2

Environmental Studies	53	115	221	236	165	298	24	1112	37	84	80	94	224	74	593	1705
State Schools - Males	7	11	32	45	40	112	9	256	5	16	24	31	106	22	204	460
State Schools - Females	8	24	52	68	63	116	8	339	4	13	24	30	67	27	165	504
Church Schools – Males	9	33	69	61	39	42	3	256	12	28	14	19	36	5	114	370
Church Schools – Females	21	27	37	42	16	18	0	161	7	11	9	3	5	2	37	198
Independent Schools – Males	2	6	10	6	2	0	0	26	3	5	1	2	0	0	11	37
Independent Schools – Females	4	6	11	4	1	1	1	28	2	3	2	1	0	0	8	36
Post-Secondary Schools – Males	0	0	0	0	0	0	0	0	0	0	0	0	0	0	0	0
Post-Secondary Schools – Females	0	0	0	0	0	0	0	0	0	0	0	0	0	0	0	0
Malta Private Candidates – Males	0	0	0	0	1	1	1	3	0	1	1	1	3	7	13	16
Malta Private Candidates – Females	0	0	1	1	0	0	1	3	0	0	0	1	1	5	7	10
Gozo Schools – Males	2	0	3	5	1	3	0	14	2	5	2	2	2	2	15	29
Gozo Schools – Females	0	8	6	4	2	3	0	23	2	2	3	4	3	3	17	40
Gozo Private Candidates – Males	0	0	0	0	0	0	0	0	0	0	0	0	0	1	1	1
Gozo Private Candidates – Females	0	0	0	0	0	1	1	2	0	0	0	0	1	0	1	3

Statistical Report (2023): Secondary Education Certificate Examinations

	Paper IIA								Paper IIB							Total
	1	2	3	4	5	U	Abs	Register	4	5	6	7	U	Abs	Register	
Ethics	35	66	90	56	22	73	20	362	34	16	29	13	55	49	196	558
State Schools - Males	8	13	25	34	8	37	6	131	14	7	11	2	28	18	80	211
State Schools - Females	24	40	33	15	9	29	4	154	11	2	13	8	21	10	65	219
Church Schools – Males	0	0	0	0	0	0	2	2	0	0	0	0	0	3	3	5
Church Schools – Females	0	0	0	0	0	0	0	0	0	0	0	0	0	2	2	2
Independent Schools – Males	0	5	15	1	2	2	1	26	5	1	0	0	0	2	8	34
Independent Schools – Females	2	5	10	2	2	0	1	22	0	1	0	0	0	1	2	24
Post-Secondary Schools – Males	0	0	0	0	0	0	0	0	0	0	0	0	0	0	0	0
Post-Secondary Schools – Females	0	0	0	0	0	0	0	0	0	0	0	0	0	0	0	0
Malta Private Candidates – Males	0	0	2	0	0	1	1	4	0	0	0	0	2	3	5	9
Malta Private Candidates – Females	0	1	0	0	0	2	4	7	1	0	0	1	1	7	10	17
Gozo Schools – Males	0	0	2	2	0	1	0	5	2	2	1	1	3	0	9	14
Gozo Schools – Females	1	1	3	2	1	0	0	8	0	2	2	1	0	1	6	14
Gozo Private Candidates – Males	0	0	0	0	0	0	1	1	0	0	0	0	0	0	0	1
Gozo Private Candidates – Females	0	1	0	0	0	0	0	1	0	0	0	0	0	0	0	1

European Studies	12	18	18	18	10	4	6	86	4	2	4	3	1	11	25	111
State Schools - Males	4	2	3	5	3	1	4	22	3	0	4	0	1	5	13	35
State Schools - Females	5	10	7	9	5	2	0	38	1	1	0	3	0	2	7	45
Church Schools – Males	0	0	1	0	0	0	0	1	0	0	0	0	0	1	1	2
Church Schools – Females	3	5	6	4	2	0	1	21	0	0	0	0	0	0	0	21
Independent Schools – Males	0	0	0	0	0	0	0	0	0	0	0	0	0	0	0	0
Independent Schools – Females	0	0	0	0	0	0	0	0	0	0	0	0	0	0	0	0
Post-Secondary Schools – Males	0	0	0	0	0	0	0	0	0	0	0	0	0	0	0	0
Post-Secondary Schools – Females	0	0	0	0	0	0	0	0	0	0	0	0	0	0	0	0
Malta Private Candidates – Males	0	0	0	0	0	0	1	1	0	0	0	0	0	0	0	1
Malta Private Candidates – Females	0	0	0	0	0	1	0	1	0	0	0	0	0	3	3	4
Gozo Schools – Males	0	0	1	0	0	0	0	1	0	0	0	0	0	0	0	1
Gozo Schools – Females	0	1	0	0	0	0	0	1	0	1	0	0	0	0	1	2
Gozo Private Candidates – Males	0	0	0	0	0	0	0	0	0	0	0	0	0	0	0	0
Gozo Private Candidates – Females	0	0	0	0	0	0	0	0	0	0	0	0	0	0	0	0

Statistical Report (2023): Secondary Education Certificate Examinations

	Paper IIA								Paper IIB							Total
	1	2	3	4	5	U	Abs	Register	4	5	6	7	U	Abs	Register	
French	94	115	179	173	151	49	33	794	0	0	0	0	0	0	0	794
State Schools - Males	8	8	6	17	20	21	10	90	0	0	0	0	0	0	0	90
State Schools - Females	6	22	25	29	35	14	11	142	0	0	0	0	0	0	0	142
Church Schools – Males	13	12	32	35	28	6	1	127	0	0	0	0	0	0	0	127
Church Schools – Females	36	48	73	59	50	6	1	273	0	0	0	0	0	0	0	273
Independent Schools – Males	6	5	20	12	8	0	1	52	0	0	0	0	0	0	0	52
Independent Schools – Females	15	12	11	14	2	0	0	54	0	0	0	0	0	0	0	54
Post-Secondary Schools – Males	0	0	0	0	0	0	0	0	0	0	0	0	0	0	0	0
Post-Secondary Schools – Females	0	0	0	0	0	0	0	0	0	0	0	0	0	0	0	0
Malta Private Candidates – Males	2	0	2	0	0	0	4	8	0	0	0	0	0	0	0	8
Malta Private Candidates – Females	1	0	1	1	1	0	3	7	0	0	0	0	0	0	0	7
Gozo Schools – Males	2	2	3	3	2	0	0	12	0	0	0	0	0	0	0	12
Gozo Schools – Females	5	6	6	3	3	0	1	24	0	0	0	0	0	0	0	24
Gozo Private Candidates – Males	0	0	0	0	0	0	0	0	0	0	0	0	0	0	0	0
Gozo Private Candidates – Females	0	0	0	0	0	0	1	1	0	0	0	0	0	0	0	1

Geography	9	20	33	15	11	31	27	146	8	9	7	7	31	88	150	296
State Schools - Males	0	2	2	1	4	17	11	37	0	2	2	4	19	45	72	109
State Schools - Females	0	0	7	2	1	6	7	23	0	0	2	0	7	30	39	62
Church Schools – Males	3	7	7	2	1	2	3	25	2	0	0	0	1	2	5	30
Church Schools – Females	1	2	5	1	2	0	0	11	1	2	1	0	0	0	4	15
Independent Schools – Males	3	6	8	6	3	3	0	29	3	2	1	1	0	0	7	36
Independent Schools – Females	2	2	3	2	0	0	0	9	1	2	1	0	0	0	4	13
Post-Secondary Schools – Males	0	0	0	0	0	0	0	0	0	0	0	0	0	0	0	0
Post-Secondary Schools – Females	0	0	0	0	0	0	0	0	0	0	0	0	0	0	0	0
Malta Private Candidates – Males	0	0	0	0	0	1	3	4	0	0	0	0	1	1	2	6
Malta Private Candidates – Females	0	0	0	0	0	0	1	1	0	0	0	0	0	2	2	3
Gozo Schools – Males	0	1	1	1	0	2	1	6	1	1	0	2	3	3	10	16
Gozo Schools – Females	0	0	0	0	0	0	0	0	0	0	0	0	0	4	4	4
Gozo Private Candidates – Males	0	0	0	0	0	0	0	0	0	0	0	0	0	1	1	1
Gozo Private Candidates – Females	0	0	0	0	0	0	1	1	0	0	0	0	0	0	0	1

Statistical Report (2023): Secondary Education Certificate Examinations

	Paper IIA								Paper IIB							Total
	1	2	3	4	5	U	Abs	Register	4	5	6	7	U	Abs	Register	
German	47	93	106	87	71	52	27	483	0	0	0	0	0	0	0	483
State Schools - Males	4	12	12	21	15	16	6	86	0	0	0	0	0	0	0	86
State Schools - Females	7	14	20	11	19	12	4	87	0	0	0	0	0	0	0	87
Church Schools – Males	3	17	21	16	14	9	5	85	0	0	0	0	0	0	0	85
Church Schools – Females	15	32	34	25	18	9	2	135	0	0	0	0	0	0	0	135
Independent Schools – Males	7	2	6	6	1	0	1	23	0	0	0	0	0	0	0	23
Independent Schools – Females	6	6	8	1	0	0	0	21	0	0	0	0	0	0	0	21
Post-Secondary Schools – Males	0	0	0	0	0	0	0	0	0	0	0	0	0	0	0	0
Post-Secondary Schools – Females	0	0	0	0	0	0	0	0	0	0	0	0	0	0	0	0
Malta Private Candidates – Males	1	5	0	1	0	1	1	9	0	0	0	0	0	0	0	9
Malta Private Candidates – Females	4	4	2	1	0	2	7	20	0	0	0	0	0	0	0	20
Gozo Schools – Males	0	0	1	4	2	2	0	9	0	0	0	0	0	0	0	9
Gozo Schools – Females	0	1	2	1	2	1	0	7	0	0	0	0	0	0	0	7
Gozo Private Candidates – Males	0	0	0	0	0	0	0	0	0	0	0	0	0	0	0	0
Gozo Private Candidates – Females	0	0	0	0	0	0	1	1	0	0	0	0	0	0	0	1

Graphical Communication	21	48	61	60	50	49	9	298	2	13	16	16	27	20	94	392
State Schools - Males	4	6	7	10	12	13	2	54	0	0	3	3	7	6	19	73
State Schools - Females	1	6	8	9	9	12	3	48	1	1	1	3	2	4	12	60
Church Schools – Males	6	16	25	17	16	15	2	97	1	6	6	5	7	7	32	129
Church Schools – Females	3	1	0	4	1	5	1	15	0	0	0	0	0	0	0	15
Independent Schools – Males	4	7	8	8	2	1	0	30	0	3	0	1	1	0	5	35
Independent Schools – Females	2	8	7	10	5	2	0	34	0	1	1	1	1	0	4	38
Post-Secondary Schools – Males	0	0	0	0	0	0	0	0	0	0	0	0	0	0	0	0
Post-Secondary Schools – Females	0	0	0	0	0	0	0	0	0	0	0	0	0	0	0	0
Malta Private Candidates – Males	0	0	0	0	1	0	0	1	0	0	1	1	0	1	3	4
Malta Private Candidates – Females	0	0	0	0	1	0	1	2	0	0	1	0	1	0	2	4
Gozo Schools – Males	1	3	4	2	2	0	0	12	0	2	2	1	5	1	11	23
Gozo Schools – Females	0	1	2	0	1	1	0	5	0	0	1	1	3	1	6	11
Gozo Private Candidates – Males	0	0	0	0	0	0	0	0	0	0	0	0	0	0	0	0
Gozo Private Candidates – Females	0	0	0	0	0	0	0	0	0	0	0	0	0	0	0	0

Statistical Report (2023): Secondary Education Certificate Examinations

	Paper IIA								Paper IIB								Total
	1	2	3	4	5	U	Abs	Register	4	5	6	7	U	Abs	Register		
Greek	0	0	0	0	0	0	1	1	0	0	0	1	0	0	1	2	
State Schools - Males	0	0	0	0	0	0	0	0	0	0	0	0	0	0	0	0	
State Schools - Females	0	0	0	0	0	0	0	0	0	0	0	0	0	0	0	0	
Church Schools – Males	0	0	0	0	0	0	0	0	0	0	0	0	0	0	0	0	
Church Schools – Females	0	0	0	0	0	0	0	0	0	0	0	0	0	0	0	0	
Independent Schools – Males	0	0	0	0	0	0	0	0	0	0	0	0	0	0	0	0	
Independent Schools – Females	0	0	0	0	0	0	0	0	0	0	0	0	0	0	0	0	
Post-Secondary Schools – Males	0	0	0	0	0	0	0	0	0	0	0	0	0	0	0	0	
Post-Secondary Schools – Females	0	0	0	0	0	0	0	0	0	0	0	0	0	0	0	0	
Malta Private Candidates – Males	0	0	0	0	0	0	0	0	0	0	0	0	0	0	0	0	
Malta Private Candidates – Females	0	0	0	0	0	0	1	1	0	0	0	1	0	0	1	2	
Gozo Schools – Males	0	0	0	0	0	0	0	0	0	0	0	0	0	0	0	0	
Gozo Schools – Females	0	0	0	0	0	0	0	0	0	0	0	0	0	0	0	0	
Gozo Private Candidates – Males	0	0	0	0	0	0	0	0	0	0	0	0	0	0	0	0	
Gozo Private Candidates – Females	0	0	0	0	0	0	0	0	0	0	0	0	0	0	0	0	

History	3	4	11	25	15	55	24	137	5	6	7	7	32	96	153	290
State Schools - Males	1	0	1	4	4	16	9	35	0	2	3	6	17	50	78	113
State Schools - Females	0	1	1	0	1	5	4	12	1	0	0	1	5	25	32	44
Church Schools – Males	2	2	6	6	6	14	1	37	0	2	0	0	1	3	6	43
Church Schools – Females	0	1	0	3	0	0	2	6	0	0	1	0	0	0	1	7
Independent Schools – Males	0	0	2	5	1	9	2	19	2	0	2	0	1	0	5	24
Independent Schools – Females	0	0	1	5	1	1	0	8	2	0	0	0	1	0	3	11
Post-Secondary Schools – Males	0	0	0	0	0	0	0	0	0	0	0	0	0	0	0	0
Post-Secondary Schools – Females	0	0	0	0	0	0	0	0	0	0	0	0	0	0	0	0
Malta Private Candidates – Males	0	0	0	0	0	0	1	1	0	2	0	0	1	2	5	6
Malta Private Candidates – Females	0	0	0	0	0	0	2	2	0	0	0	0	0	2	2	4
Gozo Schools – Males	0	0	0	2	2	10	2	16	0	0	1	0	5	8	14	30
Gozo Schools – Females	0	0	0	0	0	0	0	0	0	0	0	0	0	4	4	4
Gozo Private Candidates – Males	0	0	0	0	0	0	0	0	0	0	0	0	0	1	1	1
Gozo Private Candidates – Females	0	0	0	0	0	0	1	1	0	0	0	0	0	1	1	2



Statistical Report (2023): Secondary Education Certificate Examinations

	Paper IIA								Paper IIB							Total
	1	2	3	4	5	U	Abs	Register	4	5	6	7	U	Abs	Register	
Home Economics	17	54	58	37	10	34	7	217	17	11	31	22	35	21	137	354
State Schools - Males	0	0	6	3	0	9	0	18	1	2	7	7	12	6	35	53
State Schools - Females	4	13	21	17	5	8	0	68	8	4	13	8	12	6	51	119
Church Schools – Males	1	4	9	3	1	7	2	27	0	0	3	3	4	1	11	38
Church Schools – Females	8	28	14	8	2	5	0	65	3	1	4	2	2	0	12	77
Independent Schools – Males	0	1	3	2	1	1	0	8	0	2	2	1	0	0	5	13
Independent Schools – Females	3	7	2	4	1	2	0	19	1	0	1	0	0	0	2	21
Post-Secondary Schools – Males	0	0	0	0	0	0	0	0	0	0	0	0	0	0	0	0
Post-Secondary Schools – Females	0	0	0	0	0	0	0	0	0	0	0	0	0	0	0	0
Malta Private Candidates – Males	0	0	0	0	0	0	1	1	0	0	0	0	1	3	4	5
Malta Private Candidates – Females	0	0	0	0	0	1	3	4	0	0	1	0	3	4	8	12
Gozo Schools – Males	0	0	0	0	0	0	0	0	0	2	0	0	0	0	2	2
Gozo Schools – Females	1	1	3	0	0	0	0	5	4	0	0	0	1	1	6	11
Gozo Private Candidates – Males	0	0	0	0	0	0	0	0	0	0	0	0	0	0	0	0
Gozo Private Candidates – Females	0	0	0	0	0	0	1	1	0	0	0	0	0	0	0	1

Italian	115	213	266	332	135	362	108	1531	0	0	0	0	0	0	0	1531
State Schools - Males	25	21	35	51	18	108	32	290	0	0	0	0	0	0	0	290
State Schools - Females	27	43	43	62	23	85	28	311	0	0	0	0	0	0	0	311
Church Schools – Males	7	28	44	71	31	86	10	277	0	0	0	0	0	0	0	277
Church Schools – Females	16	58	85	79	37	44	7	326	0	0	0	0	0	0	0	326
Independent Schools – Males	9	14	17	22	6	7	3	78	0	0	0	0	0	0	0	78
Independent Schools – Females	8	19	11	15	5	8	0	66	0	0	0	0	0	0	0	66
Post-Secondary Schools – Males	0	0	0	0	0	0	0	0	0	0	0	0	0	0	0	0
Post-Secondary Schools – Females	0	0	0	0	0	0	0	0	0	0	0	0	0	0	0	0
Malta Private Candidates – Males	2	4	2	1	1	3	3	16	0	0	0	0	0	0	0	16
Malta Private Candidates – Females	15	15	4	1	0	2	22	59	0	0	0	0	0	0	0	59
Gozo Schools – Males	0	4	11	18	8	11	1	53	0	0	0	0	0	0	0	53
Gozo Schools – Females	1	7	14	12	6	7	0	47	0	0	0	0	0	0	0	47
Gozo Private Candidates – Males	2	0	0	0	0	0	1	3	0	0	0	0	0	0	0	3
Gozo Private Candidates – Females	2	0	0	0	0	1	1	4	0	0	0	0	0	0	0	4

Statistical Report (2023): Secondary Education Certificate Examinations

	Paper IIA								Paper IIB							Total	
	1	2	3	4	5	U	Abs	Register	4	5	6	7	U	Abs	Register		
Latin	0	0	0	0	0	1	1	2	0	0	0	0	0	0	0	0	2
State Schools - Males	0	0	0	0	0	0	0	0	0	0	0	0	0	0	0	0	0
State Schools - Females	0	0	0	0	0	0	0	0	0	0	0	0	0	0	0	0	0
Church Schools – Males	0	0	0	0	0	0	0	0	0	0	0	0	0	0	0	0	0
Church Schools – Females	0	0	0	0	0	0	0	0	0	0	0	0	0	0	0	0	0
Independent Schools – Males	0	0	0	0	0	0	0	0	0	0	0	0	0	0	0	0	0
Independent Schools – Females	0	0	0	0	0	0	0	0	0	0	0	0	0	0	0	0	0
Post-Secondary Schools – Males	0	0	0	0	0	0	0	0	0	0	0	0	0	0	0	0	0
Post-Secondary Schools – Females	0	0	0	0	0	0	0	0	0	0	0	0	0	0	0	0	0
Malta Private Candidates – Males	0	0	0	0	0	1	0	1	0	0	0	0	0	0	0	0	1
Malta Private Candidates – Females	0	0	0	0	0	0	1	1	0	0	0	0	0	0	0	0	1
Gozo Schools – Males	0	0	0	0	0	0	0	0	0	0	0	0	0	0	0	0	0
Gozo Schools – Females	0	0	0	0	0	0	0	0	0	0	0	0	0	0	0	0	0
Gozo Private Candidates – Males	0	0	0	0	0	0	0	0	0	0	0	0	0	0	0	0	0
Gozo Private Candidates – Females	0	0	0	0	0	0	0	0	0	0	0	0	0	0	0	0	0

Maltese	121	377	486	519	338	221	28	2090	187	347	139	131	651	199	1654	3744
State Schools - Males	14	29	47	80	91	66	1	328	18	74	30	34	243	41	440	768
State Schools - Females	22	59	121	123	85	61	2	473	34	68	34	26	159	41	362	835
Church Schools – Males	25	78	116	126	77	53	2	477	30	59	23	22	91	7	232	709
Church Schools – Females	37	123	121	107	53	18	1	460	36	36	9	15	24	3	123	583
Independent Schools – Males	2	20	16	22	13	4	0	77	4	20	16	12	26	6	84	161
Independent Schools – Females	7	20	21	30	5	2	0	85	7	18	6	3	10	2	46	131
Post-Secondary Schools – Males	0	0	0	0	0	0	0	0	0	0	0	0	0	0	0	0
Post-Secondary Schools – Females	0	0	0	0	0	0	0	0	0	0	0	0	0	0	0	0
Malta Private Candidates – Males	0	0	3	2	3	8	11	27	9	12	9	5	32	39	106	133
Malta Private Candidates – Females	1	0	5	4	3	2	9	24	20	22	7	8	20	50	127	151
Gozo Schools – Males	2	17	16	18	7	2	0	62	13	20	3	3	28	3	70	132
Gozo Schools – Females	11	31	19	7	1	2	0	71	16	16	1	3	11	2	49	120
Gozo Private Candidates – Males	0	0	1	0	0	1	1	3	0	1	1	0	2	3	7	10
Gozo Private Candidates – Females	0	0	0	0	0	1	0	1	0	1	0	0	3	2	6	7

Statistical Report (2023): Secondary Education Certificate Examinations

	Paper IIA								Paper IIB							Total
	1	2	3	4	5	U	Abs	Register	4	5	6	7	U	Abs	Register	
Mathematics	327	344	500	318	169	154	17	1829	275	263	429	34 3	822	334	2466	4295
State Schools - Males	28	44	69	66	41	41	1	290	34	45	85	92	270	49	575	865
State Schools - Females	37	43	90	68	59	50	2	349	48	44	74	82	255	71	574	923
Church Schools – Males	86	79	131	71	33	23	3	426	52	41	72	35	67	13	280	706
Church Schools – Females	89	93	88	46	15	14	1	346	48	46	58	27	51	8	238	584
Independent Schools – Males	33	22	46	33	9	6	0	149	12	16	15	9	9	1	62	211
Independent Schools – Females	21	28	35	13	3	3	0	103	24	9	16	6	10	2	67	170
Post-Secondary Schools – Males	0	0	0	0	0	0	0	0	0	0	1	0	0	0	1	1
Post-Secondary Schools – Females	0	0	0	0	0	0	0	0	0	0	0	0	0	0	0	0
Malta Private Candidates – Males	3	0	2	2	3	4	4	18	12	13	23	19	40	62	169	187
Malta Private Candidates – Females	0	3	0	0	1	10	4	18	17	27	59	49	57	111	320	338
Gozo Schools – Males	14	15	19	9	3	1	0	61	15	8	13	10	30	5	81	142
Gozo Schools – Females	15	16	20	9	2	1	0	63	11	10	11	9	19	4	64	127
Gozo Private Candidates – Males	1	0	0	0	0	0	1	2	0	0	1	1	3	2	7	9
Gozo Private Candidates – Females	0	0	0	0	0	1	1	2	1	3	0	3	1	5	13	15

Music	15	7	2	3	0	1	12	40	1	0	0	0	0	2	3	43
State Schools - Males	0	2	0	0	0	0	2	4	0	0	0	0	0	1	1	5
State Schools - Females	9	1	1	0	0	1	2	14	1	0	0	0	0	0	1	15
Church Schools – Males	2	2	1	2	0	0	2	9	0	0	0	0	0	0	0	9
Church Schools – Females	3	0	0	1	0	0	3	7	0	0	0	0	0	0	0	7
Independent Schools – Males	0	0	0	0	0	0	0	0	0	0	0	0	0	0	0	0
Independent Schools – Females	1	0	0	0	0	0	1	2	0	0	0	0	0	0	0	2
Post-Secondary Schools – Males	0	0	0	0	0	0	0	0	0	0	0	0	0	0	0	0
Post-Secondary Schools – Females	0	0	0	0	0	0	0	0	0	0	0	0	0	0	0	0
Malta Private Candidates – Males	0	0	0	0	0	0	2	2	0	0	0	0	0	1	1	3
Malta Private Candidates – Females	0	0	0	0	0	0	0	0	0	0	0	0	0	0	0	0
Gozo Schools – Males	0	1	0	0	0	0	0	1	0	0	0	0	0	0	0	1
Gozo Schools – Females	0	1	0	0	0	0	0	1	0	0	0	0	0	0	0	1
Gozo Private Candidates – Males	0	0	0	0	0	0	0	0	0	0	0	0	0	0	0	0
Gozo Private Candidates – Females	0	0	0	0	0	0	0	0	0	0	0	0	0	0	0	0

Statistical Report (2023): Secondary Education Certificate Examinations

	Paper IIA								Paper IIB							Total
	1	2	3	4	5	U	Abs	Register	4	5	6	7	U	Abs	Register	
Physical Education	32	50	77	75	35	33	14	316	26	22	39	14	30	22	153	469
State Schools - Males	2	4	17	16	12	15	7	73	8	11	12	6	15	8	60	133
State Schools - Females	5	7	10	9	4	4	2	41	1	2	4	3	4	4	18	59
Church Schools – Males	5	14	16	26	7	5	2	75	10	6	17	1	2	1	37	112
Church Schools – Females	4	7	10	12	7	4	1	45	3	3	6	1	4	1	18	63
Independent Schools – Males	9	13	15	6	2	2	1	48	1	0	0	0	0	0	1	49
Independent Schools – Females	6	4	6	2	3	2	1	24	0	0	0	1	0	1	2	26
Post-Secondary Schools – Males	0	0	0	0	0	0	0	0	0	0	0	0	0	0	0	0
Post-Secondary Schools – Females	0	0	0	0	0	0	0	0	0	0	0	0	0	0	0	0
Malta Private Candidates – Males	0	0	0	0	0	0	0	0	0	0	0	1	3	3	7	7
Malta Private Candidates – Females	0	0	0	0	0	0	0	0	0	0	0	0	2	3	5	5
Gozo Schools – Males	1	1	3	3	0	1	0	9	3	0	0	1	0	0	4	13
Gozo Schools – Females	0	0	0	0	0	0	0	0	0	0	0	0	0	1	1	1
Gozo Private Candidates – Males	0	0	0	0	0	0	0	0	0	0	0	0	0	0	0	0
Gozo Private Candidates – Females	0	0	0	0	0	0	0	0	0	0	0	0	0	0	0	0

Physics	182	283	393	414	292	302	25	1891	90	129	209	167	575	115	1285	3176
State Schools - Males	24	33	51	74	70	99	3	354	16	29	61	53	212	35	406	760
State Schools - Females	25	50	55	90	76	94	8	398	12	36	55	57	209	33	402	800
Church Schools – Males	49	72	103	108	73	52	3	460	15	20	38	29	60	14	176	636
Church Schools – Females	43	57	75	64	38	29	1	307	12	10	14	6	14	1	57	364
Independent Schools – Males	11	29	42	30	17	11	1	141	11	7	7	3	6	0	34	175
Independent Schools – Females	12	15	32	16	5	4	1	85	4	1	9	4	3	0	21	106
Post-Secondary Schools – Males	0	0	0	0	0	0	0	0	0	0	0	0	0	0	0	0
Post-Secondary Schools – Females	0	0	0	0	0	0	0	0	0	0	0	0	0	0	0	0
Malta Private Candidates – Males	1	1	0	0	1	4	4	11	6	1	5	1	17	14	44	55
Malta Private Candidates – Females	2	2	1	2	0	4	3	14	1	4	2	5	12	9	33	47
Gozo Schools – Males	6	13	16	16	6	3	0	60	8	10	11	5	26	3	63	123
Gozo Schools – Females	9	11	17	12	6	2	0	57	5	11	4	3	10	3	36	93
Gozo Private Candidates – Males	0	0	0	0	0	0	0	0	0	0	0	0	0	2	2	2
Gozo Private Candidates – Females	0	0	0	0	0	0	1	1	0	0	0	0	1	1	2	3

Statistical Report (2023): Secondary Education Certificate Examinations

	Paper IIA								Paper IIB							Total
	1	2	3	4	5	U	Abs	Register	4	5	6	7	U	Abs	Register	
Religious Knowledge	62	217	509	295	279	351	25	1738	269	116	150	128	330	108	1101	2839
State Schools - Males	5	4	39	30	61	104	5	248	31	24	22	32	117	32	258	506
State Schools - Females	11	36	71	55	63	99	6	341	38	22	36	31	107	30	264	605
Church Schools – Males	14	47	107	87	77	65	5	402	71	35	39	35	60	14	254	656
Church Schools – Females	20	77	165	73	48	52	0	435	40	18	19	13	17	6	113	548
Independent Schools – Males	4	11	40	24	8	12	1	100	19	6	7	3	3	3	41	141
Independent Schools – Females	3	18	46	10	4	8	2	91	21	2	5	0	1	0	29	120
Post-Secondary Schools – Males	0	0	0	0	0	0	0	0	0	0	0	0	0	0	0	0
Post-Secondary Schools – Females	0	0	0	0	0	0	0	0	0	0	0	0	0	0	0	0
Malta Private Candidates – Males	0	0	0	1	0	5	0	6	1	1	3	4	5	12	26	32
Malta Private Candidates – Females	0	0	0	0	1	1	4	6	7	0	3	2	1	6	19	25
Gozo Schools – Males	1	8	23	11	12	2	0	57	16	6	9	5	13	2	51	108
Gozo Schools – Females	4	16	18	4	4	3	1	50	25	1	5	3	6	1	41	91
Gozo Private Candidates – Males	0	0	0	0	0	0	0	0	0	0	1	0	0	1	2	2
Gozo Private Candidates – Females	0	0	0	0	0	0	1	1	0	1	1	0	0	0	2	3

Russian	9	8	4	2	4	2	1	30	3	1	0	0	0	1	5	35
State Schools - Males	1	0	2	0	0	1	0	4	0	0	0	0	0	0	0	4
State Schools - Females	1	2	1	0	1	0	0	5	0	0	0	0	0	0	0	5
Church Schools – Males	0	0	1	0	0	0	0	1	0	0	0	0	0	0	0	1
Church Schools – Females	0	2	0	0	1	0	0	3	0	0	0	0	0	0	0	3
Independent Schools – Males	0	1	0	1	1	0	0	3	0	0	0	0	0	0	0	3
Independent Schools – Females	1	2	0	0	0	0	0	3	2	0	0	0	0	0	2	5
Post-Secondary Schools – Males	0	0	0	0	0	0	0	0	0	0	0	0	0	0	0	0
Post-Secondary Schools – Females	0	0	0	0	0	0	0	0	0	0	0	0	0	0	0	0
Malta Private Candidates – Males	3	0	0	0	0	0	0	3	0	0	0	0	0	1	1	4
Malta Private Candidates – Females	3	1	0	1	1	1	1	8	0	1	0	0	0	0	1	9
Gozo Schools – Males	0	0	0	0	0	0	0	0	0	0	0	0	0	0	0	0
Gozo Schools – Females	0	0	0	0	0	0	0	0	0	0	0	0	0	0	0	0
Gozo Private Candidates – Males	0	0	0	0	0	0	0	0	0	0	0	0	0	0	0	0
Gozo Private Candidates – Females	0	0	0	0	0	0	0	0	0	0	0	0	0	0	0	0

Statistical Report (2023): Secondary Education Certificate Examinations

	Paper IIA								Paper IIB							Total
	1	2	3	4	5	U	Abs	Register	4	5	6	7	U	Abs	Register	
Social Studies	20	45	80	67	60	43	32	347	39	22	56	22	34	133	306	653
State Schools - Males	0	2	1	3	7	14	8	35	3	6	12	7	15	49	92	127
State Schools - Females	2	6	7	23	13	6	12	69	4	7	7	4	9	38	69	138
Church Schools – Males	1	3	14	11	13	4	3	49	4	3	15	5	1	11	39	88
Church Schools – Females	17	33	56	29	23	12	5	175	19	5	16	3	5	3	51	226
Independent Schools – Males	0	0	0	0	0	3	1	4	0	0	1	0	1	0	2	6
Independent Schools – Females	0	0	0	0	1	0	0	1	0	0	0	0	0	0	0	1
Post-Secondary Schools – Males	0	0	0	0	0	0	0	0	0	0	0	0	0	0	0	0
Post-Secondary Schools – Females	0	0	0	0	0	0	0	0	0	0	0	0	0	0	0	0
Malta Private Candidates – Males	0	1	0	0	1	0	1	3	3	1	0	2	0	8	14	17
Malta Private Candidates – Females	0	0	2	0	0	2	0	4	6	0	4	0	0	12	22	26
Gozo Schools – Males	0	0	0	0	0	1	1	2	0	0	0	1	2	5	8	10
Gozo Schools – Females	0	0	0	1	1	1	0	3	0	0	0	0	0	5	5	8
Gozo Private Candidates – Males	0	0	0	0	0	0	0	0	0	0	0	0	0	1	1	1
Gozo Private Candidates – Females	0	0	0	0	0	0	1	1	0	0	0	0	0	0	0	1

Spanish	50	59	73	117	108	69	36	512	0	0	0	0	0	0	0	512
State Schools - Males	2	12	19	34	44	28	14	153	0	0	0	0	0	0	0	153
State Schools - Females	14	17	22	49	37	21	5	165	0	0	0	0	0	0	0	165
Church Schools – Males	2	4	6	19	8	7	1	47	0	0	0	0	0	0	0	47
Church Schools – Females	1	1	0	1	1	0	2	6	0	0	0	0	0	0	0	6
Independent Schools – Males	4	5	7	7	8	3	0	34	0	0	0	0	0	0	0	34
Independent Schools – Females	9	5	7	1	2	1	1	26	0	0	0	0	0	0	0	26
Post-Secondary Schools – Males	0	0	0	0	0	0	0	0	0	0	0	0	0	0	0	0
Post-Secondary Schools – Females	0	0	0	0	0	0	0	0	0	0	0	0	0	0	0	0
Malta Private Candidates – Males	4	3	2	0	2	0	4	15	0	0	0	0	0	0	0	15
Malta Private Candidates – Females	12	6	0	0	2	2	7	29	0	0	0	0	0	0	0	29
Gozo Schools – Males	0	1	3	1	2	4	1	12	0	0	0	0	0	0	0	12
Gozo Schools – Females	2	4	7	5	2	2	0	22	0	0	0	0	0	0	0	22
Gozo Private Candidates – Males	0	0	0	0	0	0	1	1	0	0	0	0	0	0	0	1
Gozo Private Candidates – Females	0	1	0	0	0	0	0	1	0	0	0	0	0	0	0	1

## Statistical Report (2023): Secondary Education Certificate Examinations

	1	2	3	4	5	6	7	8	U	Total
<b>Agribusiness</b>	0	3	2	1	0	7	1	6	6	26
State Schools - Males	0	2	0	0	0	1	0	3	2	8
State Schools - Females	0	0	1	1	0	4	0	2	3	11
Church Schools – Males	0	1	0	0	0	1	0	0	0	2
Church Schools – Females	0	0	0	0	0	0	0	0	0	0
Independent Schools – Males	0	0	0	0	0	0	0	0	0	0
Independent Schools – Females	0	0	0	0	0	0	0	0	0	0
Post-Secondary Schools – Males	0	0	0	0	0	0	0	0	0	0
Post-Secondary Schools – Females	0	0	0	0	0	0	0	0	0	0
Malta Private Candidates – Males	0	0	0	0	0	0	0	0	0	0
Malta Private Candidates – Females	0	0	0	0	0	0	0	0	0	0
Gozo Schools – Males	0	0	1	0	0	1	1	1	0	4
Gozo Schools – Females	0	0	0	0	0	0	0	0	1	1
Gozo Private Candidates – Males	0	0	0	0	0	0	0	0	0	0
Gozo Private Candidates – Females	0	0	0	0	0	0	0	0	0	0

<b>Engineering Technology</b>	17	48	49	6	4	22	1	24	19	190
State Schools - Males	7	24	30	5	4	11	0	21	13	115
State Schools - Females	3	3	3	1	0	1	0	2	2	15
Church Schools – Males	5	15	13	0	0	2	0	0	1	36
Church Schools – Females	0	0	0	0	0	0	0	0	0	0
Independent Schools – Males	0	0	0	0	0	0	0	0	0	0
Independent Schools – Females	0	0	0	0	0	0	0	0	0	0
Post-Secondary Schools – Males	0	0	0	0	0	0	0	0	0	0
Post-Secondary Schools – Females	0	0	0	0	0	0	0	0	0	0
Malta Private Candidates – Males	0	0	0	0	0	0	0	0	0	0
Malta Private Candidates – Females	0	0	0	0	0	0	0	0	0	0
Gozo Schools – Males	2	6	3	0	0	8	1	1	2	23
Gozo Schools – Females	0	0	0	0	0	0	0	0	1	1
Gozo Private Candidates – Males	0	0	0	0	0	0	0	0	0	0
Gozo Private Candidates – Females	0	0	0	0	0	0	0	0	0	0

## Statistical Report (2023): Secondary Education Certificate Examinations

Fashion and Design	4	4	10	5	0	11	0	7	11	52
State Schools - Males	0	0	1	0	0	0	0	1	0	2
State Schools - Females	4	4	7	4	0	8	0	6	10	43
Church Schools – Males	0	0	0	0	0	0	0	0	0	0
Church Schools – Females	0	0	2	1	0	3	0	0	1	7
Independent Schools – Males	0	0	0	0	0	0	0	0	0	0
Independent Schools – Females	0	0	0	0	0	0	0	0	0	0
Post-Secondary Schools – Males	0	0	0	0	0	0	0	0	0	0
Post-Secondary Schools – Females	0	0	0	0	0	0	0	0	0	0
Malta Private Candidates – Males	0	0	0	0	0	0	0	0	0	0
Malta Private Candidates – Females	0	0	0	0	0	0	0	0	0	0
Gozo Schools – Males	0	0	0	0	0	0	0	0	0	0
Gozo Schools – Females	0	0	0	0	0	0	0	0	0	0
Gozo Private Candidates – Males	0	0	0	0	0	0	0	0	0	0
Gozo Private Candidates – Females	0	0	0	0	0	0	0	0	0	0

Hairdressing and Beauty	5	20	20	4	0	27	0	29	14	119
State Schools - Males	0	0	0	0	0	0	0	0	0	0
State Schools - Females	4	16	18	4	0	26	0	28	13	109
Church Schools – Males	0	0	0	0	0	0	0	0	0	0
Church Schools – Females	0	0	0	0	0	0	0	0	0	0
Independent Schools – Males	0	0	0	0	0	0	0	0	0	0
Independent Schools – Females	0	0	0	0	0	0	0	0	0	0
Post-Secondary Schools – Males	0	0	0	0	0	0	0	0	0	0
Post-Secondary Schools – Females	0	0	0	0	0	0	0	0	0	0
Malta Private Candidates – Males	0	0	0	0	0	0	0	0	0	0
Malta Private Candidates – Females	0	0	0	0	0	0	0	0	0	0
Gozo Schools – Males	0	0	0	0	0	0	0	0	0	0
Gozo Schools – Females	1	4	2	0	0	1	0	1	1	10
Gozo Private Candidates – Males	0	0	0	0	0	0	0	0	0	0
Gozo Private Candidates – Females	0	0	0	0	0	0	0	0	0	0



## Statistical Report (2023): Secondary Education Certificate Examinations

Health and Social Care	18	28	29	37	13	36	1	29	20	211
State Schools - Males	0	1	0	1	0	3	0	2	0	7
State Schools - Females	2	10	10	18	5	24	1	19	13	102
Church Schools – Males	0	3	1	1	1	0	0	0	1	7
Church Schools – Females	7	10	12	15	6	5	0	5	3	63
Independent Schools – Males	1	1	1	0	0	1	0	0	0	4
Independent Schools – Females	6	1	3	1	1	0	0	0	3	15
Post-Secondary Schools – Males	0	0	0	0	0	0	0	0	0	0
Post-Secondary Schools – Females	0	0	0	0	0	0	0	0	0	0
Malta Private Candidates – Males	0	0	0	0	0	0	0	0	0	0
Malta Private Candidates – Females	0	0	0	0	0	0	0	0	0	0
Gozo Schools – Males	0	0	0	0	0	2	0	2	0	4
Gozo Schools – Females	2	2	2	1	0	1	0	0	0	8
Gozo Private Candidates – Males	0	0	0	0	0	0	0	0	0	0
Gozo Private Candidates – Females	0	0	0	0	0	0	0	0	0	0

Hospitality	34	47	59	15	6	32	1	46	44	284
State Schools - Males	2	6	8	1	1	7	1	15	11	52
State Schools - Females	13	10	23	2	0	9	0	11	16	84
Church Schools – Males	2	6	5	4	4	10	0	7	7	45
Church Schools – Females	9	10	17	5	1	2	0	6	5	55
Independent Schools – Males	1	1	0	1	0	2	0	1	1	7
Independent Schools – Females	2	6	4	1	0	1	0	1	2	17
Post-Secondary Schools – Males	0	0	0	0	0	0	0	0	0	0
Post-Secondary Schools – Females	0	0	0	0	0	0	0	0	0	0
Malta Private Candidates – Males	0	0	0	0	0	0	0	0	0	0
Malta Private Candidates – Females	0	0	0	0	0	0	0	0	1	1
Gozo Schools – Males	0	1	1	1	0	0	0	5	0	8
Gozo Schools – Females	5	7	1	0	0	1	0	0	1	15
Gozo Private Candidates – Males	0	0	0	0	0	0	0	0	0	0
Gozo Private Candidates – Females	0	0	0	0	0	0	0	0	0	0

## Statistical Report (2023): Secondary Education Certificate Examinations

Information Technology	24	55	44	24	15	32	1	23	27	245
State Schools - Males	9	17	14	9	6	18	0	9	10	92
State Schools - Females	3	4	3	2	0	1	1	4	3	21
Church Schools – Males	4	11	14	3	4	5	0	1	8	50
Church Schools – Females	0	1	0	3	0	0	0	0	0	4
Independent Schools – Males	2	11	9	3	4	6	0	1	1	37
Independent Schools – Females	2	7	1	1	1	2	0	1	3	18
Post-Secondary Schools – Males	0	0	0	0	0	0	0	0	0	0
Post-Secondary Schools – Females	0	0	0	0	0	0	0	0	0	0
Malta Private Candidates – Males	0	0	0	0	0	0	0	0	0	0
Malta Private Candidates – Females	0	0	0	0	0	0	0	1	0	1
Gozo Schools – Males	4	4	3	3	0	0	0	5	2	21
Gozo Schools – Females	0	0	0	0	0	0	0	0	0	0
Gozo Private Candidates – Males	0	0	0	0	0	0	0	0	0	0
Gozo Private Candidates – Females	0	0	0	0	0	0	0	0	0	0

Media Literacy	16	21	25	21	4	30	3	27	21	168
State Schools - Males	0	3	7	4	2	8	1	8	3	36
State Schools - Females	7	11	7	5	0	9	0	7	6	52
Church Schools – Males	4	4	2	8	1	6	1	3	1	30
Church Schools – Females	3	2	3	1	0	1	1	3	0	14
Independent Schools – Males	1	0	1	0	0	2	0	0	3	7
Independent Schools – Females	0	0	0	1	0	0	0	0	1	2
Post-Secondary Schools – Males	0	0	0	0	0	0	0	0	0	0
Post-Secondary Schools – Females	0	0	0	0	0	0	0	0	0	0
Malta Private Candidates – Males	0	0	0	0	0	0	0	0	0	0
Malta Private Candidates – Females	0	0	0	0	0	0	0	0	0	0
Gozo Schools – Males	1	0	2	0	0	1	0	3	3	10
Gozo Schools – Females	0	1	3	2	1	3	0	3	4	17
Gozo Private Candidates – Males	0	0	0	0	0	0	0	0	0	0
Gozo Private Candidates – Females	0	0	0	0	0	0	0	0	0	0

## Statistical Report (2023): Secondary Education Certificate Examinations

Retail	7	9	5	1	0	13	0	13	12	60
State Schools - Males	1	2	1	0	0	3	0	6	3	16
State Schools - Females	5	4	3	0	0	10	0	7	9	38
Church Schools – Males	0	0	0	0	0	0	0	0	0	0
Church Schools – Females	0	0	0	0	0	0	0	0	0	0
Independent Schools – Males	0	0	0	0	0	0	0	0	0	0
Independent Schools – Females	0	0	0	0	0	0	0	0	0	0
Post-Secondary Schools – Males	0	0	0	0	0	0	0	0	0	0
Post-Secondary Schools – Females	0	0	0	0	0	0	0	0	0	0
Malta Private Candidates – Males	0	0	0	0	0	0	0	0	0	0
Malta Private Candidates – Females	0	0	0	0	0	0	0	0	0	0
Gozo Schools – Males	0	0	1	0	0	0	0	0	0	1
Gozo Schools – Females	1	3	0	1	0	0	0	0	0	5
Gozo Private Candidates – Males	0	0	0	0	0	0	0	0	0	0
Gozo Private Candidates – Females	0	0	0	0	0	0	0	0	0	0

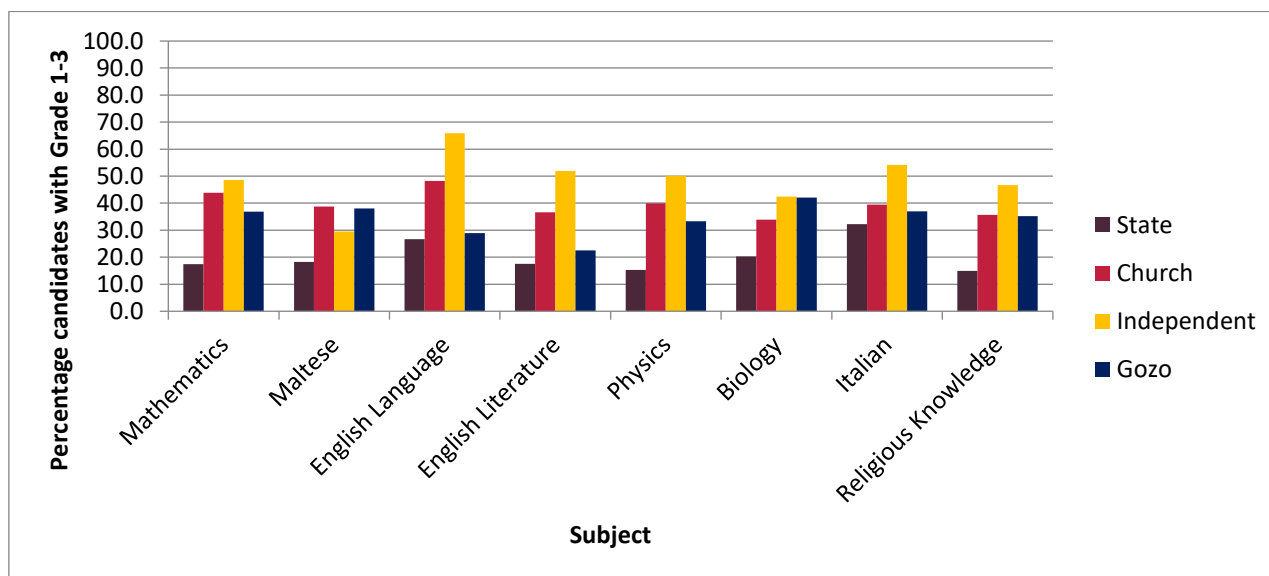


Figure 3.iii: Percentage candidates with Grades 1-3 for the larger SEC subjects, by sector

The following tables show how many 16-year-old candidates obtained passes in 1 to 14 different subjects, by gender and by school sector. Two ranges of grades are given as passes: Grades 1 to 7, which are overall passes, and Grades 1 to 5, which are the required passes for entry into sixth form. While passes in 10 subjects is the commonest category, differences between candidates based on sex and school sector are obvious.

Statistical Report (2023): Secondary Education Certificate Examinations

Table 3.4: Number of Passes of the 2007 Cohort

Number of Passes	Grades 1-8				Grades 1-5			
	Males	Females	Total	Cumulative Percentage	Males	Females	Total	Cumulative Percentage
14	0	1	1	0.03	0	1	1	0.03
13	0	1	1	0.05	0	1	1	0.05
12	5	13	18	0.5	5	11	16	0.5
11	52	128	180	5.3	44	112	156	4.6
10	289	357	646	22.5	235	320	555	19.4
9	299	306	605	38.6	225	255	480	32.2
8	231	201	432	50.1	186	159	345	41.4
7	176	129	305	58.2	140	83	223	47.3
6	126	115	243	64.7	127	99	227	53.3
5	153	86	241	71.1	107	90	197	58.6
4	114	100	216	76.8	106	105	212	64.2
3	112	70	181	81.6	136	104	242	70.6
2	116	87	203	87.0	128	106	235	76.9
1	140	108	253	93.8	193	131	324	85.5
0	127	102	233	100.0	308	227	544	100.0

## Statistical Report (2023): Secondary Education Certificate Examinations

*Table 3.5: Number of Passes of the 2007 Cohort, by sector*

Number of Passes	Grades 1-8				Grades 1-5			
	State	Church	Independent	Gozo Schools	State	Church	Independent	Gozo Schools
14	0	1	0	0	0	1	0	0
13	1	0	0	0	1	0	0	0
12	5	13	0	0	3	13	0	0
11	38	134	6	2	33	116	5	2
10	189	334	101	22	166	287	86	16
9	194	255	101	55	138	204	90	48
8	186	145	46	55	126	122	51	46
7	143	91	32	39	103	87	16	17
6	135	62	25	20	102	79	24	21
5	150	65	11	14	104	55	19	18
4	143	53	11	8	116	58	20	18
3	116	38	9	13	147	68	15	9
2	139	44	5	11	144	57	12	20
1	176	46	7	15	221	70	8	16
0	182	24	7	17	393	88	15	40

The following tables shows the results of candidates in other components assessed for the 2023 Main Session. These include oral and coursework components. The results of the different coursework components are spread across two tables to account for the difference in maximum mark across subjects (from 15% to 60%). The mark quoted for SEC vocational subjects is an average of six assignment marks, two carried out for each Unit/Year.

### Notes for Tables 3.6, 3.7, 3.8

- \* Cumulative percentages are shown
- a PR means pro-rata, normally applied for candidates with severe speech impairment
- b Coursework marks include those of candidates whose marks were changed after being interviewed/moderated
- c NP means not presented

## Statistical Report (2023): Secondary Education Certificate Examinations

*Table 3.6: Results of the Oral Component in Language Subjects*

Mark	Arabic		German		Russian		French		Italian		Spanish		English		Maltese	
	N	%*	N	%*	N	%*	N	%*	N	%*	N	%*	N	%*	N	%*
35	11	16.2														
34	4	22.1														
33	3	26.5														
32	3	30.9														
31	2	33.8														
30	11	50.0														
29	4	55.9														
28	0	55.9														
27	0	55.9														
26	2	58.8														
25	4	64.7	70	13.3	24	68.6	12	1.4	93	4.9	33	5.9				
24	3	69.1	38	20.5	4	80.0	37	5.6	58	8.0	29	11.1				
23	3	73.5	20	24.2	1	82.9	35	9.6	38	10.0	29	16.3				
22	1	75.0	24	28.8	0	82.9	34	13.4	49	12.6	27	21.1				
21	2	77.9	45	37.3	0	82.9	77	22.2	99	17.8	51	30.2				
20	1	79.4	24	41.9	2	88.6	43	27.1	67	21.3	17	33.2	163	3.8		
19	0	79.4	42	49.8	0	88.6	88	37.1	104	26.8	34	39.3	189	8.3		
18	0	79.4	19	53.4	1	91.4	42	41.9	74	30.7	35	45.5	325	16.0		
17	2	82.4	19	57.0	1	94.3	50	47.6	85	35.2	24	49.8	444	26.4		
16	0	82.4	29	62.5	0	94.3	77	56.3	131	42.1	35	56.1	486	37.9		
15	1	83.8	9	64.2	0	94.3	45	61.4	79	46.3	22	60.0	527	50.3	171	4.6
14	0	83.8	31	70.1	0	94.3	66	68.9	164	55.0	30	65.4	476	61.5	378	14.7
13	0	83.8	17	73.3	0	94.3	45	74.1	75	58.9	31	70.9	403	71.0	465	27.1
12	0	83.8	20	77.1	0	94.3	38	78.4	64	62.3	21	74.6	298	78.1	503	40.5
11	0	83.8	21	81.1	0	94.3	60	85.2	118	68.5	20	78.2	242	83.8	503	54.0
10	0	83.8	13	83.5	0	94.3	16	87.0	67	72.1	11	80.2	173	87.9	441	65.7
9	0	83.8	14	86.2	0	94.3	25	89.9	84	76.5	17	83.2	95	90.1	338	74.8
8	0	83.8	9	87.9	0	94.3	5	90.4	40	78.6	9	84.8	69	91.7	250	81.4
7	0	83.8	6	89.0	0	94.3	11	91.7	36	80.5	6	85.9	33	92.5	153	85.5
6	0	83.8	11	91.1	0	94.3	11	92.9	67	84.1	8	87.3	31	93.2	108	88.4
5	0	83.8	3	91.7	0	94.3	2	93.2	25	85.4	4	88.0	10	93.5	73	90.4
4	0	83.8	4	92.4	0	94.3	7	94.0	42	87.6	3	88.6	8	93.7	35	91.3
3	0	83.8	1	92.6	0	94.3	1	94.1	19	88.6	9	90.2	7	93.8	20	91.8
2	0	83.8	0	92.6	0	94.3	0	94.1	23	89.8	5	91.1	5	93.9	12	92.1
1	0	83.8	1	92.8	0	94.3	2	94.3	17	90.7	3	91.6	0	93.9	6	92.3
0	1	85.3	0	92.8	0	94.3	0	94.3	10	91.2	0	91.6	1	94.0	0	92.3
PR <sup>a</sup>	0	85.3	0	92.8	0	94.3	0	94.3	0	91.2	0	91.6	0	94.0	0	92.3
Present	58	85.3	490	92.8	33	94.3	829	94.3	1727	91.2	512	91.6	3984	94.0	3456	92.3
ab	10	14.7	38	7.2	2	5.7	50	5.7	166	8.8	47	8.4	256	6.0	288	7.7
Register	68	100	528	100	35	100	879	100	1893	100	559	100	4240	100	3744	100

## Statistical Report (2023): Secondary Education Certificate Examinations

*Table 3.7: Results of the Coursework Component in Subjects where this makes up no more than 30% of the Assessment mark*

Mark <sup>b</sup>	Computing		Home Economics		Art		Geography		Biology		Business Studies		Chemistry		Environmental Studies		European Studies		Physical Education		Physics	
	N	%*	N	%*	N	%*	N	%*	N	%*	N	%*	N	%*	N	%*	N	%*	N	%*	N	%*
30	95	13.6	1	0.3																		
29	57	21.7	16	4.8																		
28	72	32.0	22	11.0																		
27	54	39.8	23	17.5																		
26	41	45.6	28	25.4																		
25	47	52.4	22	31.6																		
24	32	56.9	17	36.4																		
23	27	60.8	25	43.5																		
22	23	64.1	23	50.0																		
21	20	67.0	22	56.2																		
20	20	69.8	11	59.3																		
19	15	72.0	9	61.9	33	6.3	10	3.4														
18	16	74.2	9	64.4	39	13.6	5	5.1														
17	9	75.5	10	67.2	45	22.2	15	10.1														
16	13	77.4	7	69.2	61	33.7	6	12.2														
15	13	79.3	9	71.8	46	42.4	22	19.6														
14	6	80.1	4	72.9	50	51.9	3	20.6	163	12.7	14	6.2	98	13.7	130	7.6	0	0.0	64	13.6	548	17.3
13	5	80.8	7	74.9	39	59.3	15	25.7	287	35.0	19	14.6	188	40.1	191	18.8	0	0.0	54	25.2	1000	48.7
12	4	81.4	11	78.0	33	65.5	0	25.7	207	51.1	24	25.2	143	60.1	174	29.0	0	0.0	54	36.7	526	65.3
11	3	81.8	10	80.8	33	71.8	13	30.1	138	61.9	37	41.6	83	71.7	140	37.2	0	0.0	47	46.7	253	73.3
10	8	83.0	7	82.8	19	75.4	3	31.1	109	70.4	15	48.2	50	78.7	106	43.5	0	0.0	42	55.7	143	77.8
9	4	83.5	3	83.6	24	79.9	7	33.4	60	75.0	11	53.1	32	83.2	107	49.7	0	0.0	20	59.9	105	81.1
8	2	83.8	4	84.7	11	82.0	7	35.8	44	78.4	15	59.7	10	84.6	88	54.9	0	0.0	20	64.2	58	82.9
7	1	84.0	4	85.9	17	85.2	7	38.2	28	80.6	12	65.0	16	86.8	74	59.2	0	0.0	17	67.8	66	85.0
6	1	84.1	6	87.6	7	86.6	6	40.2	25	82.6	3	66.4	8	88.0	42	61.7	0	0.0	14	70.8	47	86.5
5	0	84.1	8	89.8	8	88.1	2	40.9	25	84.5	5	68.6	3	88.4	37	63.9	0	0.0	11	73.1	43	87.8
4	2	84.4	0	89.8	4	88.8	3	41.9	19	86.0	6	71.2	5	89.1	35	65.9	0	0.0	11	75.5	31	88.8
3	0	84.4	1	90.1	3	89.4	0	41.9	18	87.4	3	72.6	5	89.8	18	67.0	0	0.0	5	76.5	33	89.8
2	0	84.4	1	90.4	1	89.6	1	42.2	24	89.3	1	73.0	7	90.8	21	68.2	0	0.0	6	77.8	27	90.7
1	0	84.4	1	90.4	1	89.8	0	42.2	12	90.2	0	73.0	8	91.9	7	68.6	0	0.0	1	78.0	24	91.4
0	2	84.7	0	90.4	0	89.8	0	42.2	10	91.0	0	73.0	1	92.0	4	68.9	0	0.0	2	78.5	13	91.8
PR	0	0.0	1	90.7	1	90.0	0	42.2	0	91.0	0	73.0	0	92.0	1	68.9	0	0.0	0	78.5	2	91.9
NP	0	0.0	0	0.0	0	0.0	0	0.0	0	0.0	0	0.0	0	0.0	0	0.0	0	0.0	0	0.0	0	0.0
Total	107	15.3	33	9.3	53	10.0	171	57.8	116	9.0	61	27.0	57	8.0	530	31.1	1	100.0	101	21.5	257	8.1
	699	100	354	100	528	100	296	100	1284	100	226	100	713	100	1705	100	1	100	469	100	3175	100

Statistical Report (2023): Secondary Education Certificate Examinations

Table 3.8: Results of the Coursework Component in Subjects where this makes up more than 30% of the Assessment mark

Mark <sup>b</sup>	Agribusiness		Engineering Technology		Fashion and Design		Hairdressing and Beauty		Health and Social Care		Hospitality		Information Technology		Media Literacy		Retail		Ethics		Design and Technology	
	N	%*	N	%*	N	%*	N	%*	N	%*	N	%*	N	%*	N	%*	N	%*	N	%*	N	%*
56-60	0	0	27	0.0	5	0.0	3	0.0	24	0.0	62	0.0	27	0.0	11	0.0	14	0.0	38	0.0		
51-55	0	0.0	60	0.0	7	0.0	21	0.0	42	0.0	47	0.0	62	0.0	20	0.0	14	0.0	50	0.0		
46-50	6	23.1	32	23.1	9	23.1	23	23.1	32	23.1	41	23.1	48	23.1	22	23.1	3	23.1	68	23.1	26	23.1
41-45	3	34.6	17	34.6	5	34.6	11	34.6	31	34.6	25	34.6	37	34.6	28	34.6	4	34.6	74	34.6	51	34.6
36-40	3	46.2	10	46.2	3	46.2	19	46.2	20	46.2	15	46.2	18	46.2	17	46.2	1	46.2	37	46.2	44	46.2
31-35	2	53.8	8	53.8	4	53.8	8	53.8	12	53.8	11	53.8	13	53.8	17	53.8	2	53.8	45	53.8	35	53.8
26-30	3	65.4	7	65.4	4	65.4	5	65.4	15	65.4	10	65.4	4	65.4	9	65.4	4	65.4	34	65.4	29	65.4
21-25	2	73.1	6	73.1	3	73.1	10	73.1	8	73.1	14	73.1	3	73.1	7	73.1	3	73.1	28	73.1	17	73.1
16-20	2	80.8	7	80.8	3	80.8	5	80.8	6	80.8	20	80.8	5	80.8	11	80.8	4	80.8	20	80.8	7	80.8
11-15	1	84.6	3	84.6	2	84.6	1	84.6	6	84.6	14	84.6	8	84.6	9	84.6	4	84.6	34	84.6	18	84.6
6-10	2	92.3	4	92.3	3	92.3	3	92.3	4	92.3	6	92.3	10	92.3	5	92.3	1	92.3	13	92.3	9	92.3
1-5	0	92.3	3	92.3	2	92.3	6	92.3	5	92.3	7	92.3	2	92.3	6	92.3	3	92.3	5	92.3	4	92.3
0	2	100.0	6	100.0	2	100.0	4	100.0	6	100.0	12	100.0	8	100.0	6	100.0	3	100.0	0	100.0	0	100.0
PR	0	0.0	0	0.0	0	0.0	0	0.0	0	0.0	0	0.0	0	0.0	0	0.0	0	0.0	0	0.0	0	0.0
NP	0	0.0	0	0.0	0	0.0	0	0.0	0	0.0	0	0.0	0	0.0	0	0.0	0	0.0	112	0.0	36	0.0
<b>Total</b>	<b>26</b>	<b>100</b>	<b>190</b>	<b>100</b>	<b>52</b>	<b>100</b>	<b>119</b>	<b>100</b>	<b>211</b>	<b>100</b>	<b>284</b>	<b>100</b>	<b>245</b>	<b>100</b>	<b>168</b>	<b>100</b>	<b>60</b>	<b>100</b>	<b>558</b>	<b>100</b>	<b>276</b>	<b>100</b>



## Statistical Report (2023): Secondary Education Certificate Examinations

Table 3.9 presents information on the outcome of the requests for Revision of Papers. Data for subjects for which requests was made is shown. Requests were made in 28 subjects and upgrades were awarded in 11 of these. Table 3.9 shows that out of the 458 requests for a Revision of Paper, 22 (4.8%) had their grade revised upwards.

*Table 3.9: Main Session Results of Revision of Papers*

	<b>Registrations</b>	<b>Requests</b>	<b>Upgrades</b>	<b>%</b>
<b>Accounting</b>	761	16	0	0.0
<b>Art</b>	528	18	1	5.6
<b>Biology</b>	1285	49	2	4.1
<b>Business Studies</b>	226	2	0	0.0
<b>Chemistry</b>	714	21	1	4.8
<b>Computing</b>	699	6	2	33.3
<b>Design and Technology</b>	276	2	0	0.0
<b>Economics</b>	245	11	0	0.0
<b>English Language</b>	4241	53	0	0.0
<b>English Literature</b>	2802	32	0	0.0
<b>Environmental Studies</b>	1705	2	0	0.0
<b>French</b>	879	8	1	12.5
<b>Geography</b>	296	3	0	0.0
<b>Graphical Communication</b>	392	5	0	0.0
<b>History</b>	290	6	0	0.0
<b>Italian</b>	1894	8	0	0.0
<b>Maltese</b>	3744	65	0	0.0
<b>Mathematics</b>	4295	93	2	2.2
<b>Physical Education</b>	469	3	0	0.0
<b>Physics</b>	3176	36	0	0.0
<b>Religious Knowledge</b>	2839	16	1	6.3
<b>Social Studies</b>	653	7	0	0.0
<b>Spanish</b>	560	1	0	0.0

## Statistical Report (2023): Secondary Education Certificate Examinations

Table 3.10 and Table 3.11 present the results of the candidates who requested examination access arrangements in 2023. The first table presents the results of the candidates with dyslexia and the second presents the results of the other candidates with EAA. Table 3.10 shows that the largest numbers of registrations of the dyslexic candidates were for English Language (414), Mathematics (401), Maltese (373), Religious Knowledge (286), and Physics (263). This is expected given that these are the subjects with the largest numbers of candidates. However, considerable number of candidates asked for access arrangements for dyslexia for English Literature (169), Environmental Studies (156), and Italian (145).

In English Language, 48.8% of the candidates with dyslexia obtained Grades 1-5 while 71.0% passed with Grades 1-7. In Maltese, the rate was lower as 30% of the candidates obtained passes with Grades 1-5 while 52.5% obtained Grades 1-7. Candidates with dyslexia also performed notably well in Physical Education (88.5%), Home Economics (85.3%), Graphical Communication (76.2%), Accounting (73.5%), French (72.4%), and English Language (71.0%), where the number in brackets indicates the percentage of candidates obtaining Grades 1-7.

Table 3.11 shows that the other candidates who requested access arrangements applied for both Paper IIA and IIB. Trends in registrations are similar to those for candidates who did not request EAA shown in Table 3.7. The candidates obtained a range of grades in the different subjects. When Grades 1 to 7 are considered, 82.3% and 63.4% of these candidates obtained passes in English Language and Maltese respectively.

Statistical Report (2023): Secondary Education Certificate Examinations

Table 3.10: Results of Candidates with Dyslexia by Paper Option<sup>2</sup>

		1	2	3	4	5	6	7	8	U	Abs	Reg.	Total
Accounting	IIA	0	2	4	0	4	0	0		4	1	15	34
	IIB	0	0	0	0	1	2	1		11	4	19	
Arabic	IIA	0	0	0	0	0	0	0		0	0	0	1
	IIB	0	0	0	0	0	0	0		1	0	1	
Art	IIA	0	6	5	10	4	0	0		8	2	35	71
	IIB	0	0	0	1	1	7	6		16	5	36	
Biology	IIA	0	1	1	0	3	0	0		5	0	10	60
	IIB	0	0	0	2	4	10	10		21	3	50	
Business Studies	IIA	0	0	1	1	0	0	0		0	0	0	10
	IIB	0	0	0	2	1	2	1		3	1	10	
Chemistry	IIA	0	1	1	1	0	0	0		3	0	6	14
	IIB	0	0	0	0	1	0	1		5	1	8	
Computing	IIA	0	3	8	6	3	0	0		2	0	22	47
	IIB	0	0	0	3	2	4	1		8	7	25	
Design and Technology	IIA	0	1	1	2	3	0	0		2	1	10	43
	IIB	0	0	0	5	6	7	4		8	3	33	
Economics	IIA	0	0	0	0	0	0	0		1	0	1	4
	IIB	0	0	0	2	0	0	0		1	0	3	
English Language	IIA	0	2	13	18	36	0	0		34	1	104	391
	IIB	0	0	0	19	49	64	46		96	13	287	
English Literature	IIA	0	6	5	7	11	0	0		20	2	51	145
	IIB	0	0	0	6	7	11	8		39	23	94	
Environmental Studies	IIA	0	0	5	4	5	0	0		22	1	37	110
	IIB	0	0	0	5	8	13	9		26	12	73	
Ethics	IIA	1	0	2	1	1	0	0		3	1	9	23
	IIB	0	0	0	3	0	3	0		7	1	14	
European Studies	IIA	0	1	0	1	0	0	0		0	0	2	2
	IIB	0	0	0	0	0	0	0		0	0	0	
French	IIA	0	0	5	2	12	5	3		8	2	37	37
	IIB	0	0	0	0	0	0	0		0	0	0	
Geography	IIA	0	0	1	0	0	0	0		3	0	4	34
	IIB	0	0	0	3	2	2	2		5	16	30	
German	IIA	0	0	0	1	5	1	3		8	3	21	21
	IIB	0	0	0	0	0	0	0		0	0	0	
Graphical Communication	IIA	0	3	6	1	3	0	0		6	1	20	30
	IIB	0	0	0	0	1	1	5		2	1	10	

<sup>2</sup> As from 2017 the data in this table refers to all candidates marked as SpLD. Data prior to 2017 only included candidates marked as 'SpLD/Dyslexia' (see Table 2.11).

Statistical Report (2023): Secondary Education Certificate Examinations

History	IIA	0	0	0	0	0	0	0		4	0	4	31
	IIB	0	0	0	0	0	1	0		5	21	27	
Home Economics	IIA	0	2	4	3	1	0	0		5	0	15	45
	IIB	0	0	0	5	1	8	5		9	2	30	
Italian	IIA	1	4	9	12	5	16	25		80	15	167	167
	IIB	0	0	0	0	0	0	0		0	0	0	
Maltese	IIA	0	11	15	12	8	0	0		8	0	54	367
	IIB	0	0	0	30	52	18	21		167	25	313	
Mathematics	IIA	2	5	13	12	12	0	0		6	0	50	391
	IIB	0	0	0	22	28	48	41		159	43	341	
Music	IIA	0	0	0	0	0	0	0		0	1	1	1
	IIB	0	0	0	0	0	0	0		0	0	0	
Physical Education	IIA	0	1	6	8	2	0	0		1	1	19	52
	IIB	0	0	0	7	3	13	3		5	2	33	
Physics	IIA	2	7	9	20	18	0	0		7	0	63	243
	IIB	0	0	0	7	15	28	25		84	21	180	
Religious Knowledge	IIA	0	2	14	10	12	0	0		24	0	62	252
	IIB	0	0	0	23	16	24	18		87	22	190	
Social Studies	IIA	0	0	4	3	3	0	0		3	0	13	46
	IIB	0	0	0	5	1	4	0		7	16	33	
Spanish	IIA	0	0	1	1	3	3	1		12	1	22	22
	IIB	0	0	0	0	0	0	0		0	0	0	
Agribusiness	VOC	0	1	1	1	0	2	0	2	2	0		2
Engineering Technology	VOC	0	7	4	1	0	3	1	5	3	0		26
Fashion and Design	VOC	0	0	0	0	0	1	0	2	1	0		6
Hairdressing and Beauty	VOC	1	2	0	1	0	2	0	3	1	0		12
Health and Social Care	VOC	0	4	3	6	2	7	0	11	5	0		46
Hospitality	VOC	1	4	8	3	0	10	0	14	8	0		54
Information Technology	VOC	0	5	4	6	2	6	0	2	4	0		37
Media Literacy	VOC	1	1	2	2	0	6	1	4	2	0		13
Retail	VOC	0	0	0	0	0	0	0	3	2	0		5

## Statistical Report (2023): Secondary Education Certificate Examinations

*Table 3.11: Results of the Other Candidates who requested Access Arrangements by Paper Option<sup>3</sup>*

		1	2	3	4	5	6	7	8	U	Abs	Reg.	Total
Accounting	IIA	0	3	5	3	3	0	0		0	2	16	31
	IIB	0	0	0	0	2	2	0		7	4	15	
Art	IIA	3	6	10	7	5	0	0		4	0	35	46
	IIB	0	0	0	0	1	1	4		4	1	11	
Biology	IIA	2	5	11	11	13	0	0		10	0	52	94
	IIB	0	0	0	6	2	3	6		24	1	42	
Business Studies	IIA	0	0	1	2	2	0	0		1	0	6	10
	IIB	0	0	0	1	1	0	1		1	0	4	
Chemistry	IIA	1	2	11	4	6	0	0		5	1	30	42
	IIB	0	0	0	4	4	0	1		2	1	12	
Computing	IIA	1	4	8	9	3	0	0		2	1	28	43
	IIB	0	0	0	5	1	2	1		3	3	15	
Design and Technology	IIA	0	0	1	3	3	0	0		0	0	7	13
	IIB	0	0	0	1	2	1	0		2	0	6	
Economics	IIA	0	1	0	3	1	0	0		3	0	8	11
	IIB	0	0	0	0	0	2	1		0	0	3	
English Language	IIA	5	27	31	26	46	0	0		21	1	157	272
	IIB	0	0	0	18	20	35	16		23	3	115	
English Literature	IIA	6	9	15	19	23	0	0		23	6	101	165
	IIB	0	0	0	11	9	7	11		20	6	64	
Environmental Studies	IIA	1	5	14	10	9	0	0		10	1	50	90
	IIB	0	0	0	5	7	3	6		16	3	40	
Ethics	IIA	0	2	8	2	1	0	0		2	2	17	34
	IIB	0	0	0	6	1	2	0		6	2	17	
European Studies	IIA	1	0	0	1	2	0	0		1	0	5	6
	IIB	0	0	0	1	0	0	0		0	0	1	
French	IIA	4	5	9	9	7	5	2		6	0	47	47
	IIB	0	0	0	0	0	0	0		0	0	0	
Geography	IIA	1	0	1	1	2	0	0		4	0	9	20
	IIB	0	0	0	2	0	2	3		2	2	11	
German	IIA	2	4	3	5	5	4	1		5	2	31	31
	IIB	0	0	0	0	0	0	0		0	0	0	
Graphical Communication	IIA	2	1	8	3	6	0	0		1	0	21	30
	IIB	0	0	0	0	1	2	3		2	1	9	
History	IIA	0	1	2	2	1	0	0		4	1	11	23
	IIB	0	0	0	0	0	1	1		4	6	12	

<sup>3</sup> As from 2017 the data in this table excludes all candidates marked as SpLD. Data prior to 2017 included candidates marked as 'SpLD/ADHD' (see Table 2.11).

Statistical Report (2023): Secondary Education Certificate Examinations

Home Economics	IIA	0	3	2	4	1	0	0		2	0	12	26
	IIB	0	0	0	2	1	7	4		0	0	14	
Italian	IIA	1	6	9	18	10	16	12		33	6	111	111
	IIB	0	0	0	0	0	0	0		0	0	0	
Maltese	IIA	10	17	27	18	6	0	0		10	0	88	238
	IIB	0	0	0	24	30	16	11		59	10	150	
Mathematics	IIA	10	17	26	19	7	0	0		9	1	89	267
	IIB	0	0	0	29	19	25	32		56	17	178	
Music	IIA	0	0	0	0	0	0	0		0	0	0	1
	IIB	0	0	0	0	0	0	0		0	1	1	
Physical Education	IIA	1	1	6	3	2	0	0		5	1	19	39
	IIB	0	0	0	4	8	3	1		2	2	20	
Physics	IIA	4	10	24	19	21	0	0		10	0	88	171
	IIB	0	0	0	11	8	16	13		32	3	83	
Religious Knowledge	IIA	3	6	29	10	17	0	0		16	3	84	169
	IIB	0	0	0	24	5	14	12		21	9	85	
Social Studies	IIA	2	1	3	3	3	0	0		2	0	14	32
	IIB	0	0	0	2	1	3	0		2	10	18	
Spanish	IIA	1	0	1	5	6	2	1		3	2	21	21
	IIB	0	0	0	0	0	0	0		0	0	0	
Agribusiness	VOC	0	0	0	0	0	0	0	2	0	0		2
Engineering Tech.	VOC	1	4	3	0	1	1	0	0	1	0		11
Fashion & Textiles	VOC	0	0	2	1	0	0	0	0	0	0		3
Hair. and Beauty	VOC	0	0	0	0	0	0	0	1	0	0		1
Health & Social C.	VOC	1	1	1	2	2	4	0	2	1	0		14
Hospitality	VOC	0	1	3	4	1	6	0	5	4	0		24
Information Tech.	VOC	0	3	2	4	1	3	0	0	2	0		15
Media Literacy	VOC	1	1	2	1	0	3	0	1	3	0		12
Retail	VOC	0	0	0	0	0	2	0	1	0	0		3

#### 4. SUPPLEMENTARY SESSION REGISTRATIONS

This chapter presents information related registration for the 2023 SEC Supplementary Session. This is a Supplementary Session of the Main Session of that year. Candidates can only register for Paper IIB in English Language, Maltese, and Mathematics and only if they had been absent or obtained Grades 6, 7 or U in those subjects in the Main Session. Furthermore, candidates could only register for Paper IIB in one of Biology, Chemistry, or Physics and only if they had not obtained at least Grade 5 in any one of these three subjects in the Main Session.

The first tables in this chapter stratify candidate registrations by variables such as cohort, sex, and school sector. Table 4.4 then shows registrations in relation to those who were eligible to apply.

Table 4.1: Supplementary Session Registration by Year of Birth and Sex

Cohort	Males	Females	Total
2008	0	1	2
2007	616	508	1128
2006	77	83	162
2005	21	25	46
2004	3	14	17
2003	6	11	17
2002	0	10	10
2001	1	4	5
2000	1	4	5
1999	1	1	2
1998	0	3	3
<1998	18	62	81
<b>Total</b>	<b>744</b>	<b>726</b>	<b>1478</b>

Table 4.2: Supplementary Session Registration by Subject, School Type and Sex

		Biology	Chemistry	English Language	Maltese	Mathematics	Physics
<b>State</b>	Males	11	0	118	167	238	139
	Females	20	0	108	134	247	122
<b>Church</b>	Males	15	1	67	115	138	77
	Females	54	2	30	35	105	20
<b>Independent</b>	Males	6	0	9	34	21	12
	Females	4	0	9	12	24	8
<b>Post-Secondary</b>	Males	0	0	0	0	0	0
	Females	0	0	0	0	0	0
<b>Private Candidates</b>	Males	3	0	26	38	45	10
	Females	10	0	61	20	134	8
<b>Gozo Schools</b>	Males	0	0	22	11	24	10
	Females	4	0	9	8	23	2
<b>Gozo Private Candidates</b>	Males	0	0	1	3	5	1
	Females	0	0	1	1	3	0

## Statistical Report (2023): Secondary Education Certificate Examinations

Table 4.3: Supplementary Session Registration of the 2007 Cohort by Subject, School Type and Sex

		Biology	Chemistry	English Language	Maltese	Mathematics	Physics
State	Males	11	0	112	161	226	131
	Females	19	0	103	131	237	119
Church	Males	14	1	62	112	133	72
	Females	53	2	26	34	101	20
Independent	Males	6	0	8	33	21	12
	Females	4	0	8	12	20	7
Post-Secondary	Males	0	0	0	0	0	0
	Females	0	0	0	0	0	0
Private Candidates	Males	0	0	1	1	1	1
	Females	0	0	2	1	1	0
Gozo Schools	Males	0	0	21	10	23	9
	Females	4	0	9	8	22	2
Gozo Private Candidates	Males	0	0	0	0	0	0
	Females	0	0	0	0	0	0

Table 4.4: Supplementary Session Registration by Subject and Sex

Subject	Eligible to apply	Applied in Supplementary Session			Total
		Males	Females	Total	Percentage of eligible
Biology*	495	35	92	128	25.9
Chemistry*	230	1	2	3	1.3
English Language	1146	243	218	464	40.5
Maltese	1369	368	210	579	42.3
Mathematics	2099	471	536	1014	48.3
Physics*	1393	249	160	411	29.5

\* Candidates could only register for one of Biology, Chemistry or Physics and only if they had not obtained at least Grade 5 in one of the three subjects. This calculated percentage only shows the number of candidates who obtained Grades 6, 7 and U in the subject, and not in all three.

Following the Supplementary Session, candidates could appeal from a MATSEC decision through the service of Revision of Papers. The following table shows such requests following the Supplementary Session.

Table 4.5: Supplementary Session Registrations for Revision of Papers

Subject	Registrations	Requests	Percentage Requests
Biology	128	0	0.0
Chemistry	3	0	0.0
English Language	464	5	1.1
Maltese	579	5	0.9
Mathematics	1014	28	2.8
Physics	411	4	1.0
Total	2599	42	1.6



## Statistical Report (2023): Secondary Education Certificate Examinations

Candidates who register for SEC vocational subjects can sit for a synoptic assessment if they do not meet the passing criteria of a unit. Three synoptic tests, one for each unit, are offered for each vocational subject. As candidates can sit for a synoptic test of the same unit for a maximum of two times, the number of registrations might be larger than the number of eligible candidates. Table 4.6 shows that many candidates did not register for the synoptic assessment they were eligible for.

*Table 4.6: Registrations for SEC Vocational Subjects Synoptic Assessment*

Subject	Unit	Eligible to apply	1st Sits	2nd Sits
Agribusiness	1	---	---	---
	2	10	0	1
	3	0	0	0
Engineering Technology	1	---	---	---
	2	42	0	5
	3	2	0	0
Information Technology	1	---	---	---
	2	54	3	12
	3	4	0	1
Health and Social Care	1	---	---	---
	2	33	0	3
	3	3	0	1
Hospitality	1	---	---	---
	2	62	1	7
	3	1	0	0
Media Literacy	1	---	---	---
	2	16	0	3
	3	5	0	2
Hairdressing and Beauty	1	---	---	---
	2	26	0	2
	3	0	0	0
Fashion and Textiles	1	---	---	---
	2	10	0	0
	3	0	0	0
Retail	1	---	---	---
	2	20	2	6
	3	0	0	0

## 5. SUPPLEMENTARY SESSION RESULTS

The coming tables present the results obtained by candidates in the SEC Supplementary session. Results are stratified, in the various tables, by sex, grade, sector, and cohort. As in the results for the Main session, the results of the 16-year-old cohort are sometime presented in dedicated tables. The first two tables show the results obtained in the different subjects offered in the Supplementary session for all candidates and for the 16-year-old cohort respectively. Table 5.3 then shows the same data for the different school sectors.

Table 5.1: Supplementary Session Results by Subject for Papers I and IIB

Subject							Registered
	4	5	6	7	U	Abs	
Biology	5	13	15	28	64	3	128
%	3.9	10.2	11.7	21.9	50.0	2.3	
<i>Males</i>	0	4	6	11	14	0	35
<i>Females</i>	5	9	9	17	49	3	92
Chemistry	1	0	1	0	1	0	3
%	33.3	0.0	33.3	0.0	33.3	0.0	
<i>Males</i>	0	0	0	0	1	0	1
<i>Females</i>	1	0	1	0	0	0	2
English Language	41	137	130	52	100	4	464
%	8.8	29.5	28.0	11.2	21.6	0.9	
<i>Males</i>	17	75	70	28	52	1	243
<i>Females</i>	24	61	59	24	47	3	218
Maltese	44	170	84	52	213	16	579
%	7.6	29.4	14.5	9.0	36.8	2.8	
<i>Males</i>	27	97	51	36	147	10	368
<i>Females</i>	17	73	32	16	66	6	210
Mathematics	87	157	266	158	209	137	1014
%	8.6	15.5	26.2	15.6	20.6	13.5	
<i>Males</i>	41	68	120	71	107	64	471
<i>Females</i>	45	89	146	85	99	72	536
Physics	4	40	113	81	163	10	411
%	1.0	9.7	27.5	19.7	39.7	2.4	
<i>Males</i>	1	24	72	49	98	5	249
<i>Females</i>	3	16	41	32	64	4	160

Statistical Report (2023): Secondary Education Certificate Examinations

Table 5.2: Supplementary Session Results of the 2007 Cohort

Subject							Registered
	4	5	6	7	U	Abs	
Biology	5	12	15	26	53	1	112
%	4.5	10.7	13.4	23.2	47.3	0.9	
<i>Males</i>	0	3	6	10	12	0	31
<i>Females</i>	5	9	9	16	40	1	80
Chemistry	1	0	1	0	1	0	3
%	33.3	0.0	33.3	0.0	33.3	0.0	
<i>Males</i>	0	0	0	0	1	0	1
<i>Females</i>	1	0	1	0	0	0	2
English Language	34	115	92	37	75	1	354
%	9.6	32.5	26.0	10.5	21.2	0.3	
<i>Males</i>	15	68	52	23	46	0	204
<i>Females</i>	19	46	39	14	29	1	148
Maltese	40	144	80	49	185	6	504
%	7.9	28.6	15.9	9.7	36.7	1.2	
<i>Males</i>	25	81	49	33	124	5	317
<i>Females</i>	15	63	30	16	61	1	186
Mathematics	68	126	208	121	174	92	789
%	8.6	16.0	26.4	15.3	22.1	11.7	
<i>Males</i>	35	61	102	60	96	50	404
<i>Females</i>	33	65	106	60	75	42	381
Physics	4	40	102	78	144	6	374
%	1.1	10.7	27.3	20.9	38.5	1.6	
<i>Males</i>	1	24	65	47	84	4	225
<i>Females</i>	3	16	37	31	59	2	148

## Statistical Report (2023): Secondary Education Certificate Examinations

*Table 5.3: Supplementary Session Results by Subject and Type of School for Papers I and IIB*

	4	5	6	7	U	Abs	Total
<b>Biology</b>	5	13	15	28	64	3	128
State Schools - Males	0	1	2	3	5	0	11
State Schools - Females	0	0	1	6	12	1	20
Church Schools – Males	0	1	3	6	5	0	15
Church Schools – Females	5	8	7	9	25	0	54
Independent Schools – Males	0	1	1	1	3	0	6
Independent Schools – Females	0	1	0	0	3	0	4
Post-Secondary Schools – Males	0	0	0	0	0	0	0
Post-Secondary Schools – Females	0	0	0	0	0	0	0
Malta Private Candidates – Males	0	1	0	1	1	0	3
Malta Private Candidates – Females	0	0	0	1	7	2	10
Gozo Schools – Males	0	0	0	0	0	0	0
Gozo Schools – Females	0	0	1	1	2	0	4
Gozo Private Candidates – Males	0	0	0	0	0	0	0
Gozo Private Candidates – Females	0	0	0	0	0	0	0

<b>Chemistry</b>	1	0	1	0	1	0	3
State Schools - Males	0	0	0	0	0	0	0
State Schools - Females	0	0	0	0	0	0	0
Church Schools – Males	0	0	0	0	1	0	1
Church Schools – Females	1	0	1	0	0	0	2
Independent Schools – Males	0	0	0	0	0	0	0
Independent Schools – Females	0	0	0	0	0	0	0
Post-Secondary Schools – Males	0	0	0	0	0	0	0
Post-Secondary Schools – Females	0	0	0	0	0	0	0
Malta Private Candidates – Males	0	0	0	0	0	0	0
Malta Private Candidates – Females	0	0	0	0	0	0	0
Gozo Schools – Males	0	0	0	0	0	0	0
Gozo Schools – Females	0	0	0	0	0	0	0
Gozo Private Candidates – Males	0	0	0	0	0	0	0
Gozo Private Candidates – Females	0	0	0	0	0	0	0

## Statistical Report (2023): Secondary Education Certificate Examinations

English Language	41	137	130	52	100	4	464
State Schools - Males	6	31	33	17	31	0	118
State Schools - Females	11	29	30	13	24	1	108
Church Schools – Males	8	25	17	4	13	0	67
Church Schools – Females	5	14	7	0	4	0	30
Independent Schools – Males	1	4	2	1	1	0	9
Independent Schools – Females	1	3	2	2	1	0	9
Post-Secondary Schools – Males	0	0	0	0	0	0	0
Post-Secondary Schools – Females	0	0	0	0	0	0	0
Malta Private Candidates – Males	2	4	13	3	3	1	26
Malta Private Candidates – Females	6	10	19	8	16	2	61
Gozo Schools – Males	0	10	5	3	4	0	22
Gozo Schools – Females	1	5	1	1	1	0	9
Gozo Private Candidates – Males	0	1	0	0	0	0	1
Gozo Private Candidates – Females	0	0	0	0	1	0	1

Maltese	44	170	84	52	213	16	579
State Schools - Males	8	32	19	22	83	3	167
State Schools - Females	9	45	19	11	48	2	134
Church Schools – Males	10	39	20	8	37	1	115
Church Schools – Females	4	13	7	3	8	0	35
Independent Schools – Males	7	9	8	2	8	0	34
Independent Schools – Females	2	3	2	2	3	0	12
Post-Secondary Schools – Males	0	0	0	0	0	0	0
Post-Secondary Schools – Females	0	0	0	0	0	0	0
Malta Private Candidates – Males	2	12	3	2	15	4	38
Malta Private Candidates – Females	2	8	2	0	4	4	20
Gozo Schools – Males	0	3	1	2	4	1	11
Gozo Schools – Females	0	3	2	0	3	0	8
Gozo Private Candidates – Males	0	2	0	0	0	1	3
Gozo Private Candidates – Females	0	1	0	0	0	0	1

## Statistical Report (2023): Secondary Education Certificate Examinations

Maths	87	157	266	158	209	137	1014
State Schools - Males	18	28	50	40	69	33	238
State Schools - Females	20	34	66	37	60	30	247
Church Schools – Males	14	29	40	18	22	15	138
Church Schools – Females	9	26	29	18	13	10	105
Independent Schools – Males	2	6	6	3	4	0	21
Independent Schools – Females	4	7	7	3	1	2	24
Post-Secondary Schools – Males	0	0	0	0	0	0	0
Post-Secondary Schools – Females	0	0	0	0	0	0	0
Malta Private Candidates – Males	5	4	13	6	5	12	45
Malta Private Candidates – Females	11	18	36	21	20	28	134
Gozo Schools – Males	2	1	10	4	5	2	24
Gozo Schools – Females	1	4	7	4	5	2	23
Gozo Private Candidates – Males	0	0	1	0	2	2	5
Gozo Private Candidates – Females	0	0	1	2	0	0	3

Physics	4	40	113	81	163	10	411
State Schools - Males	0	15	34	27	61	2	139
State Schools - Females	2	12	32	23	50	3	122
Church Schools – Males	0	8	22	15	30	2	77
Church Schools – Females	0	4	4	6	6	0	20
Independent Schools – Males	1	1	7	2	1	0	12
Independent Schools – Females	1	0	2	2	3	0	8
Post-Secondary Schools – Males	0	0	0	0	0	0	0
Post-Secondary Schools – Females	0	0	0	0	0	0	0
Malta Private Candidates – Males	0	0	4	2	4	0	10
Malta Private Candidates – Females	0	0	3	1	3	1	8
Gozo Schools – Males	0	0	5	3	2	0	10
Gozo Schools – Females	0	0	0	0	2	0	2
Gozo Private Candidates – Males	0	0	0	0	0	1	1
Gozo Private Candidates – Females	0	0	0	0	0	0	0

## Statistical Report (2023): Secondary Education Certificate Examinations

Only candidates who did not obtain a Grade 5 or better in the subject in the Main Session can register for Maltese, Mathematics, and English Language. Thus, for these subjects it is possible to estimate the candidates that are eligible to register for the Supplementary Session. The regulations for Biology, Chemistry, and Physics are different – candidates can register only if they did not obtain a Grade 5 in any of them.

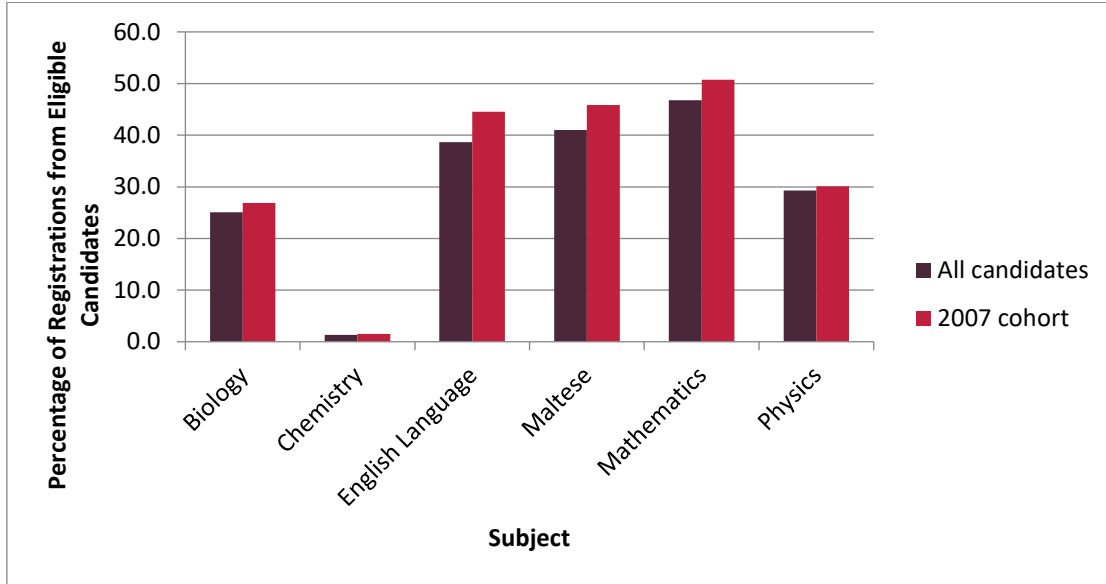


Figure 5.i: Percentage of Eligible Candidates Registering for the Supplementary Session, by Subject

## Statistical Report (2023): Secondary Education Certificate Examinations

*Table 5.4: Review of Grades: Main and Supplementary Sessions 2023*

Grade in Main Session	Number of Candidates	Applied from Eligible	Percentage from Eligible	Grade in Supplementary Session					
				4	5	6	7	U	Abs
<b>BIOLOGY</b>									
6	57	24	42.1	2	6	5	4	6	1
7	48	16	33.3	0	1	2	5	8	0
U	338	81	24.0	2	6	8	18	46	1
Abs	52	3	5.8	0	0	0	0	2	1
Total	495	124	25.1	4	13	15	27	62	3
<b>CHEMISTRY</b>									
6	16	0	0.0	0	0	0	0	0	0
7	13	0	0.0	0	0	0	0	0	0
U	167	3	1.8	1	0	1	0	1	0
Abs	34	0	0.0	0	0	0	0	0	0
Total	230	3	1.3	1	0	1	0	1	0
<b>ENGLISH LANGUAGE</b>									
6	260	144	55.4	5	56	53	12	18	0
7	161	59	36.6	0	4	20	18	17	0
U	555	234	42.2	30	74	49	19	62	0
Abs	170	6	3.5	0	0	0	1	1	4
Total	1146	443	38.7	35	134	122	50	98	4
<b>MALTESE</b>									
6	139	100	71.9	15	52	14	6	13	0
7	131	76	58.0	7	29	12	9	18	1
U	872	378	43.3	19	83	57	37	175	7
Abs	227	7	3.1	1	1	0	0	1	4
Total	1369	561	41.0	42	165	83	52	207	12
<b>MATHEMATICS</b>									
6	429	316	73.7	54	108	117	8	3	26
7	343	206	60.1	5	15	91	60	15	20
U	976	434	44.5	21	26	53	82	181	71
Abs	351	26	7.4	4	3	2	2	3	12
Total	2099	982	46.8	84	152	263	152	202	129
<b>PHYSICS</b>									
6	209	100	47.8	1	12	45	32	10	0
7	167	57	34.1	0	2	17	18	20	0
U	877	248	28.3	3	26	51	30	131	7
Abs	140	3	2.1	0	0	0	0	0	3
Total	1393	408	29.3	4	40	113	80	161	10
<b>TOTAL</b>									
6	1110	684	61.6	77	234	234	62	50	27
7	863	414	48.0	12	51	142	110	78	21
U	3785	1378	36.4	76	215	219	186	596	86
Abs	974	45	4.6	5	4	2	3	7	24
Total	6732	2521	37.4	170	504	597	361	731	158

\* Candidates could only register for one of Biology, Chemistry or Physics and only if they had not obtained Grade 5 or higher in any of the three subjects in the Main Session.



## Statistical Report (2023): Secondary Education Certificate Examinations

*Table 5.5: Review of Grades: Main and Supplementary Sessions 2023 (2007 cohort)*

Grade in Main Session	Number of Candidates	Applied for Supplementary Session	Percentage from Eligible	Grade in Supplementary Session					
				4	5	6	7	U	Abs
<b>BIOLOGY</b>									
6	49	21	42.9	2	6	5	4	4	0
7	43	14	32.6	0	0	2	4	8	0
U	292	75	25.7	2	6	8	18	40	1
Abs	25	0	0.0	0	0	0	0	0	0
Total	409	110	26.9	4	12	15	26	52	1
<b>CHEMISTRY</b>									
6	16	0	0.0	0	0	0	0	0	0
7	11	0	0.0	0	0	0	0	0	0
U	154	3	1.9	1	0	1	0	1	0
Abs	17	0	0.0	0	0	0	0	0	0
Total	198	3	1.5	1	0	1	0	1	0
<b>ENGLISH LANGUAGE</b>									
6	195	103	52.8	5	45	32	7	14	0
7	131	48	36.6	0	3	18	15	12	0
U	418	199	47.6	28	67	42	14	48	0
Abs	49	3	6.1	0	0	0	1	1	1
Total	793	353	44.5	33	115	92	37	75	1
<b>MALTESE</b>									
6	117	84	71.8	14	41	13	5	11	0
7	115	67	58.3	7	26	10	8	16	0
U	773	351	45.4	19	77	56	36	157	6
Abs	93	1	1.1	0	0	0	0	1	0
Total	1098	503	45.8	40	144	79	49	185	6
<b>MATHEMATICS</b>									
6	332	242	72.9	44	91	89	4	2	12
7	258	161	62.4	3	12	74	47	12	13
U	814	376	46.2	19	23	45	70	158	61
Abs	145	7	4.8	1	0	0	0	2	4
Total	1549	786	50.7	67	126	208	121	174	90
<b>PHYSICS</b>									
6	198	95	48.0	1	12	41	31	10	0
7	155	52	33.5	0	2	13	17	20	0
U	793	225	28.4	3	26	48	30	114	4
Abs	97	2	2.1	0	0	0	0	0	2
Total	1243	374	30.1	4	40	102	78	144	6
<b>TOTAL</b>									
6	907	545	60.1	66	195	180	51	41	12
7	713	342	48.0	10	43	117	91	68	13
U	3244	1229	37.9	72	199	200	168	518	72
Abs	426	13	3.1	1	0	0	1	4	7
Total	5290	2129	40.2	149	437	497	311	631	104

\* Candidates could only register for one of Biology, Chemistry or Physics and only if they had not obtained Grade 5 or higher in any of the three subjects in the Main Session.

## Statistical Report (2023): Secondary Education Certificate Examinations

Candidates can obtain Grades 4 and 5 for a subject in the Supplementary Session as they may only register for Paper IIB. The following table shows the percentage of candidates who managed to obtain these two Grades in the various subjects.

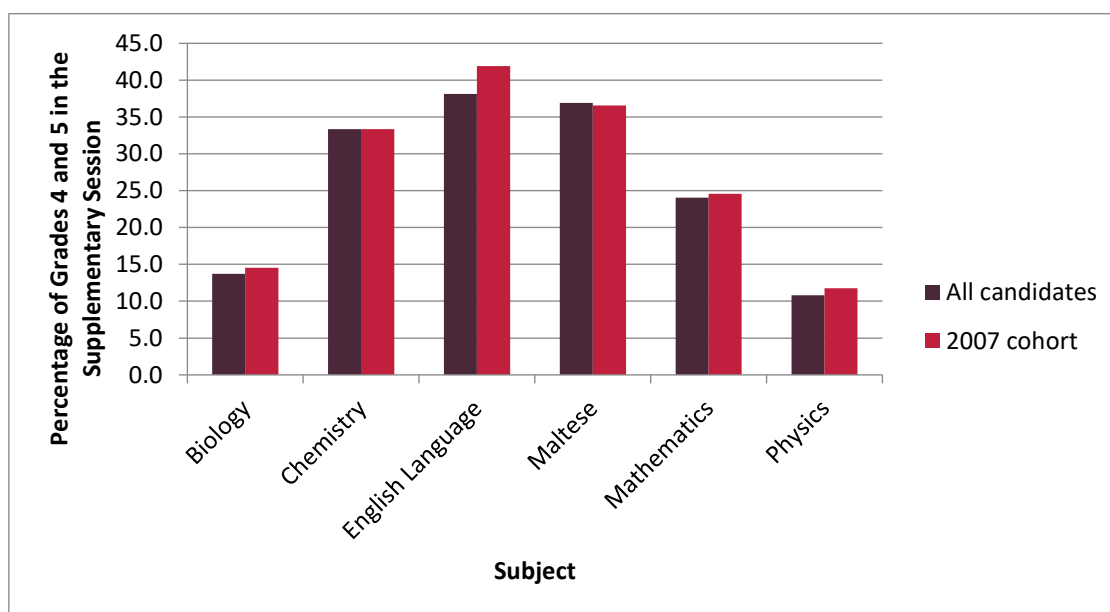


Figure 5.ii: Percentage of Candidates from Supplementary Session Registrations obtaining Grades 4 and 5, by Subject

Following the publication of results, candidates can appeal the assessment decision through the service of Revision of Papers. The following table shows the requests and upgrades from this process following the Supplementary Session.

Table 5.6: Supplementary Session Results of Revision of Papers

	Registrations	Requests	Upgrades
<b>Biology</b>	128	0	0
<b>Chemistry</b>	3	0	0
<b>English Language</b>	464	5	0
<b>Maltese</b>	579	5	0
<b>Mathematics</b>	1014	28	0
<b>Physics</b>	411	4	0

Candidates are also eligible to register for the Supplementary Session if they failed to obtain Grade 5 or better in a past Main Session. This year, 69 candidates benefitted from this regulation. Their results are shown in the table that follows.

## Statistical Report (2023): Secondary Education Certificate Examinations

*Table 5.7: Review of Grades: Supplementary Session 2023 (Candidates who did not sit for examinations in Main Session 2023)*

	Register	Grade in Supplementary Session					
		4	5	6	7	U	Abs
<b>Biology</b>	2	1	0	0	0	1	0
<b>Chemistry</b>	0	0	0	0	0	0	0
<b>English Language</b>	20	6	3	8	2	1	0
<b>Maltese</b>	18	2	5	1	0	6	4
<b>Mathematics</b>	26	3	4	3	4	7	5
<b>Physics</b>	3	0	0	0	1	2	0
<b>Total</b>	69	12	12	12	7	17	9

Table 5.8 shows the information about the synoptic assessments for vocational subjects. A synoptic assessment is offered for each Unit of vocational subject unit to failing candidates.

*Table 5.8: Results for Vocational Subjects Synoptic Assessment*

Subject	Unit	Eligible to apply	1st Sits	2nd Sits	Pass
Agribusiness	1	---	---	---	---
	2	10	0	1	2
	3	0	0	0	0
Engineering Technology	1	---	---	---	---
	2	42	0	5	10
	3	2	0	0	1
Information Technology	1	---	---	---	---
	2	54	3	12	13
	3	4	0	1	1
Health and Social Care	1	---	---	---	---
	2	33	0	3	15
	3	3	0	1	2
Hospitality	1	---	---	---	---
	2	62	1	7	25
	3	1	0	0	1
Media Literacy	1	---	---	---	---
	2	16	0	3	8
	3	5	0	2	2
Hairdressing and Beauty	1	---	---	---	---
	2	26	0	2	5
	3	0	0	0	0
Fashion and Textiles	1	---	---	---	---
	2	10	0	0	3
	3	0	0	0	0
Retail	1	---	---	---	---
	2	20	2	6	4
	3	0	0	0	0

## 6. PASSES IN 2023

This chapter brings together the statistics of the Main and Supplementary sessions to provide information relating to the whole year. Table 6.1 shows how many candidates obtained passing grades in the different SEC subjects, when considering overall passes (Grades 1-8) as well as passes that qualify candidates for Form VI (Grades 1-5). Note that this table takes into consideration the results for both Main and Supplementary sessions. The subjects offered in the Supplementary Session are marked in bold.

Table 6.2 presents the same information as Table 6.1 but for the candidates who turned sixteen in 2023 only. This table shows the percentage passes in relation to the number of 16-year-old candidates who sat for the examination in this year as well as the percentage passes in relation to the age cohort. Therefore, by means of this table it is possible to see what proportion of 16-year-olds finish with certification in the different subjects at the end of compulsory schooling. Candidate subject choices and subject entry requirements for post-secondary institution affect the percentages shown in this table. More than 60% of the 16-year-olds residing in Malta obtain a passing grade in any of the three larger subjects (Maltese, Mathematics, and English Language).

Table 6.3 provides information on the number of subject passes obtained by the 2007 cohort after the 2023 examination sessions. For passes with Grades 1 to 8 and Grades 1 to 5, passes in ten subjects was the most common category. Figure 6.i further analysis this information by showing how the percentage of candidates with several passes (Grades 1-8) varies between school sectors.

## Statistical Report (2023): Secondary Education Certificate Examinations

*Table 6.1: SEC Passes in 2023*

	Registrations	Passes: Grades 1-8		Passes: Grades 1-5	
		N	%	N	%
Accounting	761	469	61.6	421	55.3
Arabic	68	56	82.4	52	76.5
Art	528	375	71.0	312	59.1
Biology	1287	931	72.3	808	62.8
Business Studies	226	138	61.1	118	52.2
Chemistry	714	515	72.1	485	67.9
Classical Culture	9	1	11.1	1	11.1
Commerce	10	7	70.0	7	70.0
Computing	699	550	78.7	499	71.4
Design and Technology	276	198	71.7	170	61.6
Economics	245	166	67.8	154	62.9
English Language	4261	3708	87.0	3273	76.8
English Literature	2802	1941	69.3	1758	62.7
Environmental Studies	1705	1085	63.6	911	53.4
Ethics	558	361	64.7	319	57.2
European Studies	111	89	80.2	82	73.9
French	879	797	90.7	712	81.0
Geography	296	119	40.2	105	35.5
German	528	449	85.0	404	76.5
Graphical Communication	392	287	73.2	255	65.1
Greek	2	1	50.0	0	0.0
History	290	83	28.6	69	23.8
Home Economics	354	257	72.6	204	57.6
Italian	1894	1424	75.2	1061	56.0
Latin	2	0	0.0	0	0.0
Maltese	3762	2851	75.8	2589	68.8
Mathematics	4321	3178	73.5	2440	56.5
Music	43	28	65.1	28	65.1
Physical Education	469	370	78.9	317	67.6
Physics	3179	2270	71.4	1827	57.5
Religious Knowledge	2839	2025	71.3	1747	61.5
Russian	35	31	88.6	31	88.6
Social Studies	653	411	62.9	333	51.0
Spanish	560	455	81.3	407	72.7
Agribusiness	26	14	53.8	6	23.1
Engineering Technology	190	147	77.4	124	65.3
Fashion and Design	52	34	65.4	23	44.2
Hairdressing and Beauty	119	76	63.9	49	41.2
Health and Social Care	211	162	76.8	125	59.2
Hospitality	284	194	68.3	161	56.7
Information Technology	245	195	79.6	162	66.1
Media Literacy	168	120	71.4	87	51.8
Retail	60	35	58.3	22	36.7

## Statistical Report (2023): Secondary Education Certificate Examinations

*Table 6.2: SEC Passes 2023 of the 2007 Cohort*

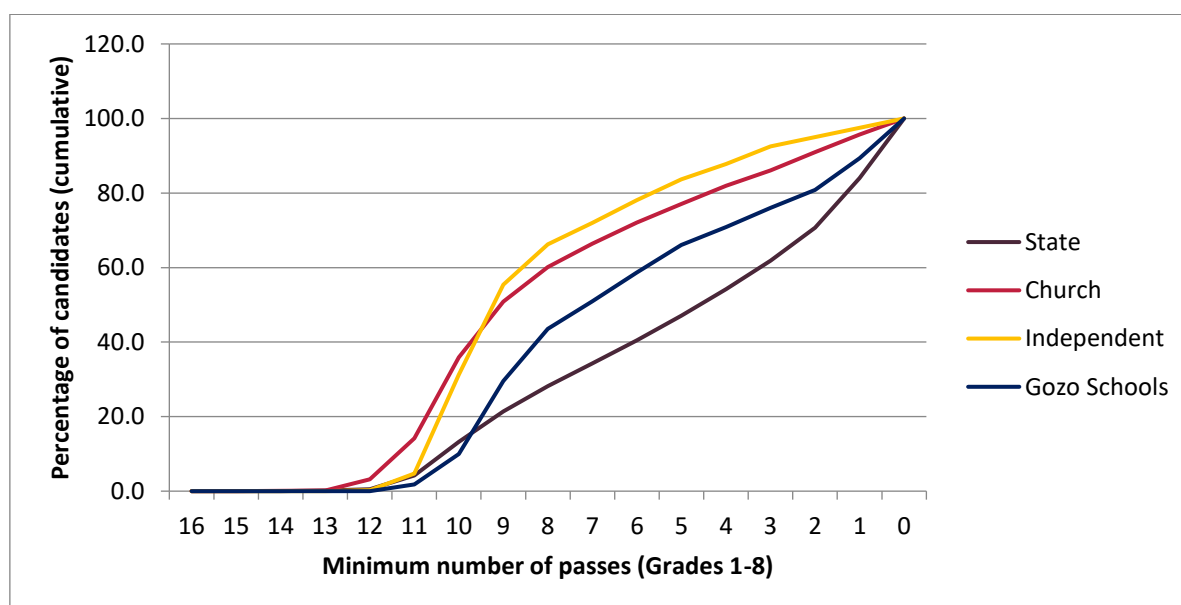
	Registrations	Passes: Grades 1-8			Passes: Grades 1-5		
		N	%	% cohort*	N	%	% cohort*
Accounting	676	434	64.2	10.0	390	57.7	9.0
Arabic	40	36	90.0	0.8	33	82.5	0.8
Art	477	345	72.3	7.9	284	59.5	6.5
Biology	1167	883	75.7	20.3	773	66.2	17.8
Business Studies	199	129	64.8	3.0	114	57.3	2.6
Chemistry	666	497	74.6	11.4	469	70.4	10.8
Commerce	8	6	75.0	0.1	6	75.0	0.1
Computing	657	525	79.9	12.1	480	73.1	11.1
Design and Technology	257	191	74.3	4.4	164	63.8	3.8
Economics	235	162	68.9	3.7	151	64.3	3.5
English Language	3678	3344	90.9	77.0	3014	81.9	69.4
English Literature	2676	1878	70.2	43.2	1702	63.6	39.2
Environmental Studies	1626	1048	64.5	24.1	884	54.4	20.4
Ethics	474	323	68.1	7.4	288	60.8	6.6
European Studies	102	86	84.3	2.0	79	77.5	1.8
French	836	768	91.9	17.7	686	82.1	15.8
Geography	266	116	43.6	2.7	102	38.3	2.3
German	479	413	86.2	9.5	370	77.2	8.5
Graphical Communication	372	274	73.7	6.3	246	66.1	5.7
History	258	74	28.7	1.7	61	23.6	1.4
Home Economics	323	249	77.1	5.7	200	61.9	4.6
Italian	1758	1339	76.2	30.8	991	56.4	22.8
Maltese	3371	2676	79.4	61.6	2439	72.4	56.2
Mathematics	3636	2810	77.3	64.7	2255	62.0	51.9
Music	40	28	70.0	0.6	28	70.0	0.6
Physical Education	446	360	80.7	8.3	311	69.7	7.2
Physics	2967	2181	73.5	50.2	1765	59.5	40.6
Religious Knowledge	2728	1968	72.1	45.3	1711	62.7	39.4
Russian	25	24	96.0	0.6	24	96.0	0.6
Social Studies	587	385	65.6	8.9	314	53.5	7.2
Spanish	496	406	81.9	9.3	360	72.6	8.3
Agribusiness	25	14	56.0	0.3	6	24.0	0.1
Engineering Technology	184	143	77.7	3.3	121	65.8	2.8
Fashion and Design	48	32	66.7	0.7	22	45.8	0.5
Hairdressing and Beauty	115	75	65.2	1.7	49	42.6	1.1
Health and Social Care	198	158	79.8	3.6	122	61.6	2.8
Hospitality	271	188	69.4	4.3	157	57.9	3.6
Information Technology	231	182	78.8	4.2	152	65.8	3.5
Media Literacy	160	118	73.8	2.7	85	53.1	2.0
Retail	60	35	58.3	0.8	22	36.7	0.5

\* Number of 15-year-olds residing in Malta in 2022, i.e. 4,343 (NSO, 2023)

## Statistical Report (2023): Secondary Education Certificate Examinations

*Table 6.3: Number of Passes of the 2007 Cohort after the 2023 Examination Sessions*

Number of Passes	Grades 1 – 8				Grades 1 – 5			
	Males	Females	Total	Percentage	Males	Females	Total	Percentage
14	0	1	1	0.0	0	1	1	0.0
13	0	1	1	0.0	0	1	1	0.0
12	5	11	16	0.4	5	11	16	0.4
11	45	117	162	4.3	45	117	162	4.3
10	242	324	566	15.1	242	324	566	15.1
9	237	266	503	13.4	237	266	503	13.4
8	191	161	352	9.4	191	161	352	9.4
7	143	93	236	6.3	143	93	236	6.3
6	133	102	236	6.3	133	102	236	6.3
5	115	97	212	5.6	115	97	212	5.6
4	117	102	220	5.9	117	102	220	5.9
3	124	100	226	6.0	124	100	226	6.0
2	128	96	225	6.0	128	96	225	6.0
1	174	124	299	8.0	174	124	299	8.0
0	286	210	504	13.4	286	210	504	13.4



*Figure 6.i: Percentage of Candidates with minimum number of SEC passes, by sector*

Tables 6.4 and 6.5 below show the number of candidates from the 2006 and 2007 cohorts who obtained passes in six subjects. The first table shows this information for the Main session only while the second table includes the results of both Main and Supplementary sessions. Table 6.6 shows how the values in Table 6.5 vary between candidates from different school sectors.

## Statistical Report (2023): Secondary Education Certificate Examinations

Table 6.4: Number of Candidates with six Passes\* (Grades 1-5) – Main Session 2023

Cohort	Males	Females	Total
2007	733	816	1549
2006	4	7	11

\*

- (1) The Three Basic Subjects: English Language, Maltese, and Mathematics.
- (2) One Science from the following: Biology, Chemistry or Physics.
- (3) Another Two Subjects.

Table 6.5: Candidates with six Passes\* (Grades 1-5) – Sessions of 2023

Cohort	Males	Females	Total
2007	810	882	1692
2006	4	7	11

\*

- (1) The Three Basic Subjects: English Language, Maltese, and Mathematics.
- (2) One Science from the following: Biology, Chemistry or Physics.
- (3) Another Two Subjects.

Table 6.6: Candidates with Entry Requirements for Form VI in 2023, by School Type

Cohort	Gender	State Schools		Church Schools		Independent Schools		Gozo Schools	
		N	%	N	%	N	%	N	%
2007	Males	229	25.1	433	58.2	106	47.5	65	43.9
	Females	313	31.9	405	66.6	0	0.0	79	59.4
2006	Males	1	0.1	1	0.1	0	0.0	2	1.4
	Females	3	0.3	3	0.5	0	0.0	1	0.8
<b>Total</b>		546	28.8	842	62.3	205	50.4	147	52.3



## 7. GENERAL STATISTICS

The section brings together some of the salient observations made in this statistical report and compares them to those in statistical reports for the previous years. This makes it possible for one to observe possible trends along the years.

Some parts will compare statistics of 16-year-old candidates with the number of 16-year-olds residing in Malta to make conclusions about this cohort. It should be noted that it is hard to compare these tables to those in previous reports because, for reasons discussed earlier, the way of estimating the total population of 16-year-olds has changed as from the 2022 statistical report. For comparison, past values are worked out using this same statistic (as published yearly in the World Population Day report by NSO) and might not match the values presented in the actual reports of those years.

### Registrations

Table 7.1 shows the numbers of candidates registering for SEC examinations from 1994 to present. This same information is plotted in Figure 7.i while the values calculated from the number of 16-year-olds residing in Malta are plotted in Figure 7.ii. Figure 7.i shows that, in general, the total number of SEC registrations had been decreasing since 2005. Figure 7.ii also shows that the percentage of 16-year-olds, when calculated using the annual estimate of the population of 16-year-olds residing in Malta, is following a gradual increase in registrations. This figure suggests that SEC has reached and surpassed its original target of attracting 80% of the population (marked).

Statistical Report (2023): Secondary Education Certificate Examinations

Table 7.1: Registrations 1994-2023

Year	Total	Males	Females
1994	5278	2440	2838
1995	5803	2686	3117
1996	6009	2733	3276
1997	6835	3145	3690
1998	7303	3386	3917
1999	7754	3559	4195
2000	7962	3660	4302
2001	7628	3568	4060
2002	7978	3832	4146
2003	7764	3584	4180
2004	7861	3560	4301
2005	8038	3664	4374
2006	7983	3727	4256
2007	7942	3617	4325
2008	7879	3633	4246
2009	7378	3424	3954
2010	7492	3535	3957
2011	7177	3342	3835
2012	7295	3390	3905
2013	6694	3181	3513
2014	6599	3056	3543
2015	5878	2727	3151
2016	5830	2619	3211
2017	5497	2521	2975
2018	5145	2403	2742
2019	5475	2459	3016
2020	5225	2403	2822
2021	5017	2321	2696
2022	5152	2425	2727
2023	5076	2438	2617

Statistical Report (2023): Secondary Education Certificate Examinations

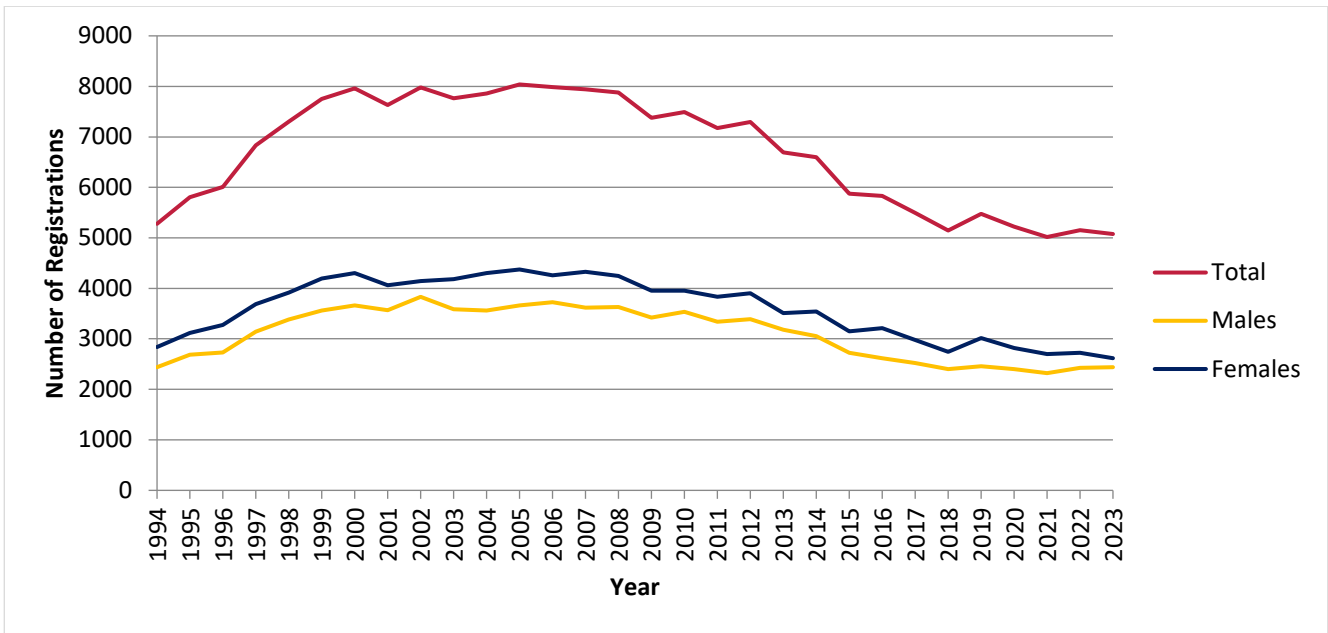


Figure 7.i: Registrations, by year of examination

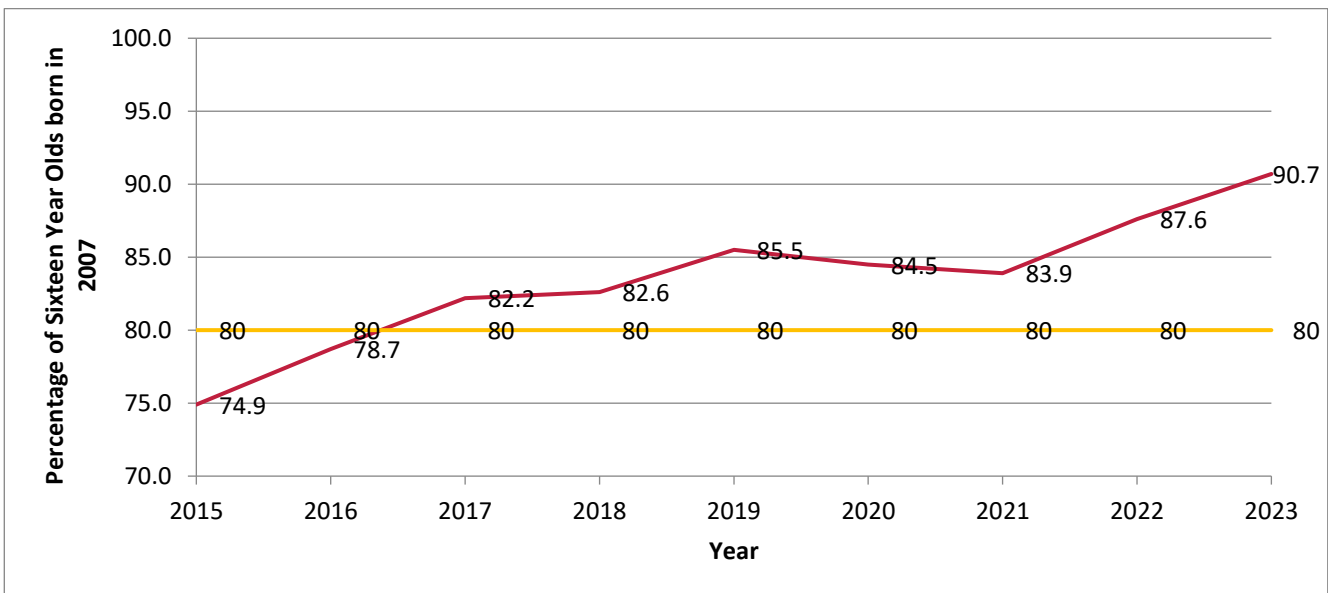


Figure 7.ii: Percentage of 16-year-olds applying for SEC, by year of examination

Table 7.2 shows that the number of registrations for the Supplementary Session has been decreasing along with that for the Main Session. The percentage of candidates from the Main Session who apply for the Supplementary Session, represented in Figure 7.iii, is rather steady. This year, 29.1% of the Main Session candidates registered for the Supplementary Session. For each of English Language, Maltese, and Mathematics, more than 40% of eligible candidates registered for the Supplementary session (Figure 7.iv).

## Statistical Report (2023): Secondary Education Certificate Examinations

Table 7.2: Registrations for the Supplementary session and Percentage registrations from the Main session, by Year of Examination

Year of Examination	No. of candidates		%
	Supplementary	Main	
2004	2507	7861	31.9
2005	2542	8038	31.6
2006	2441	7983	30.6
2007	2400	7942	30.2
2008	2179	7879	27.7
2009	2241	7378	30.4
2010	2223	7492	29.7
2011	2127	7177	29.6
2012	2122	7295	29.1
2013	2101	6694	31.4
2014	2082	6599	31.6
2015	1834	5878	31.2
2016	1797	5830	30.8
2017	1516	5497	27.6
2018	1483	5145	28.8
2019	1544	5475	28.2
2021	1429	5017	28.5
2022	1369	5160	26.5
2023	1478	5076	29.1

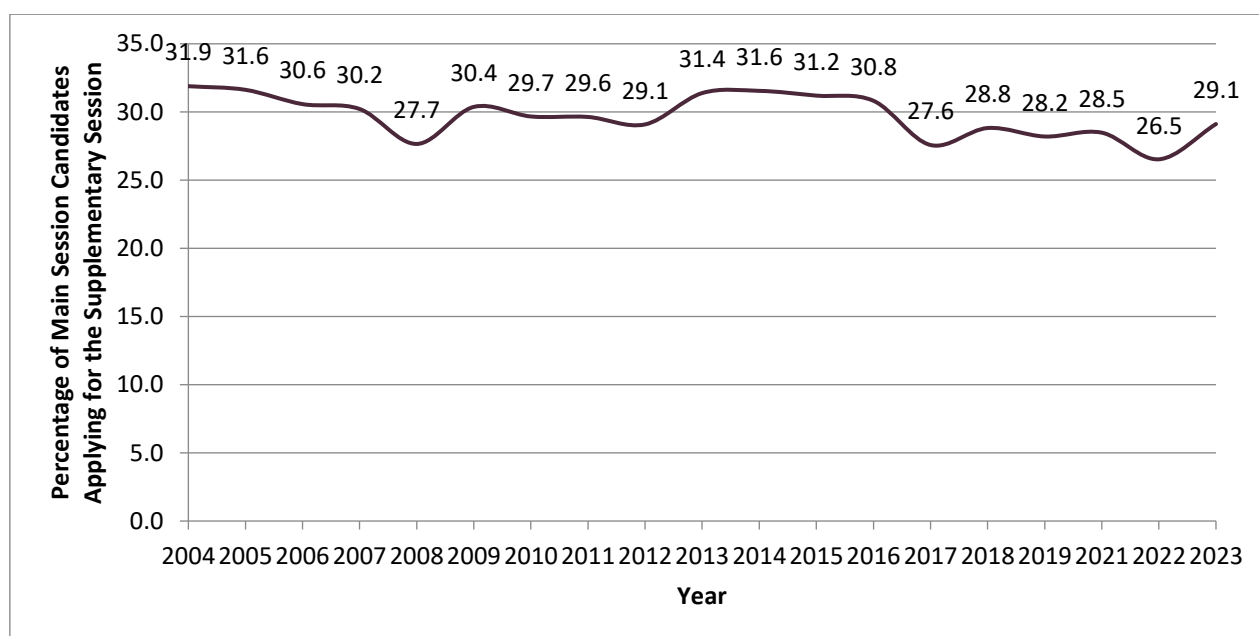


Figure 7.iii: Percentage of Candidates Applying for the Supplementary Session

## Statistical Report (2023): Secondary Education Certificate Examinations

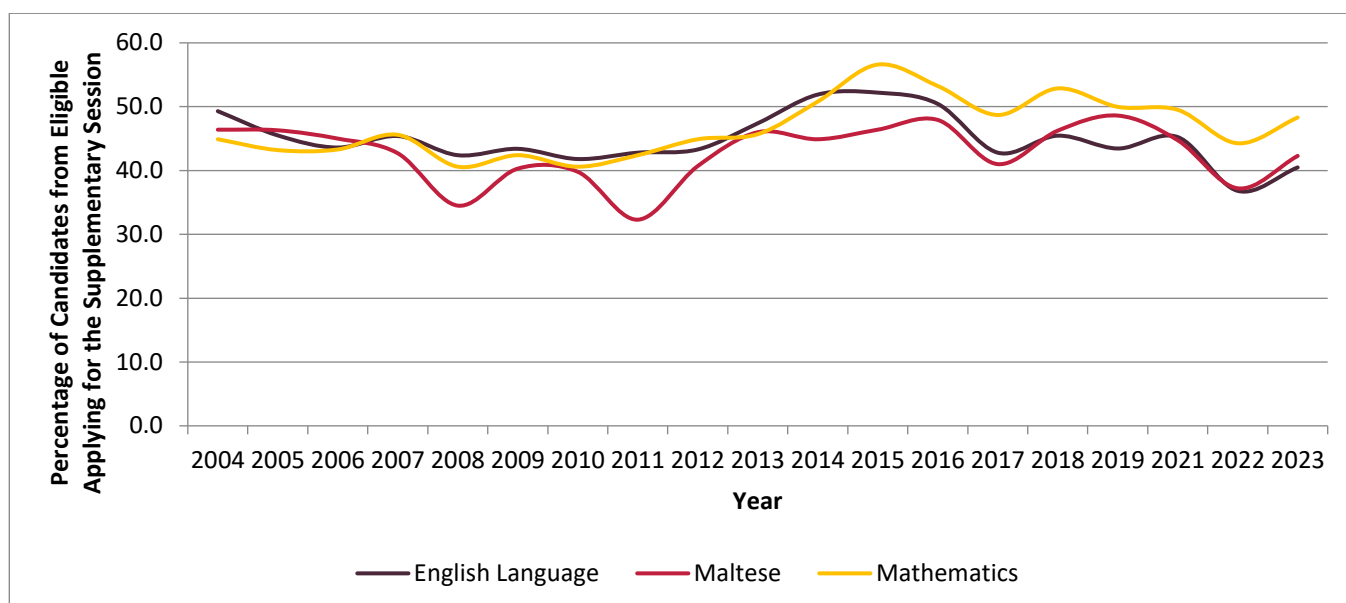


Figure 7.iv: Percentage of September Registrations from Eligible Candidates, by Year of Examination

Table 7.3 and the figure that follows show that the number of candidates requesting EAA has been increasing since 2004. Registrations for Revision of Papers, on the other hand, follows no pattern (Figure 7.vi).

Table 7.3: Candidates Registering for Examination Access Arrangements, by Year of examination

Year	EAA Registrations	Total Registrations	%
2004	122	7861	1.6
2005	173	8038	2.2
2006	222	7983	2.8
2007	241	7942	3.0
2008	247	7879	3.1
2009	298	7378	4.0
2010	350	7492	4.7
2011	404	7177	5.6
2012	496	7295	6.8
2013	585	6694	8.7
2014	621	6599	9.4
2015	584	5878	9.9
2016	572	5830	9.8
2017	548	5497	10.0
2018	563	5145	10.9
2019	593	5475	10.8
2020	647	5225	12.4
2021	679	5017	13.5
2022	732	5152	14.2
2023	762	5076	15.0

## Statistical Report (2023): Secondary Education Certificate Examinations

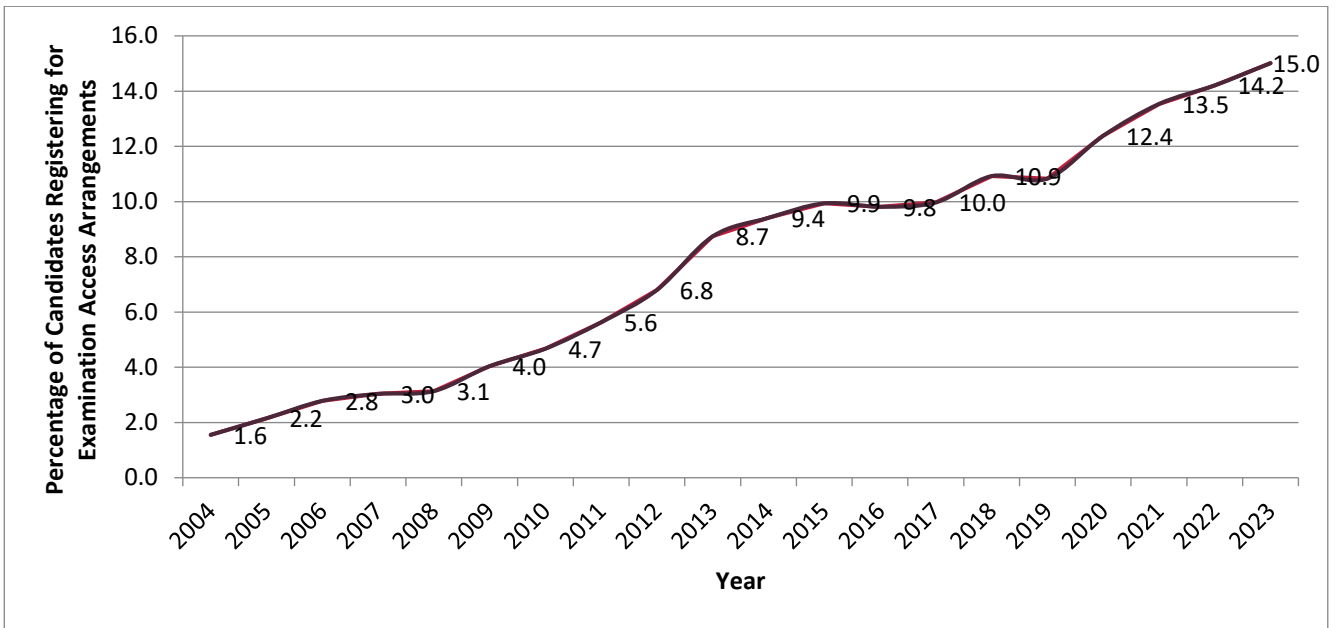


Figure 7.v: Percentage of Candidates Requesting for Access Arrangements, by year of examination

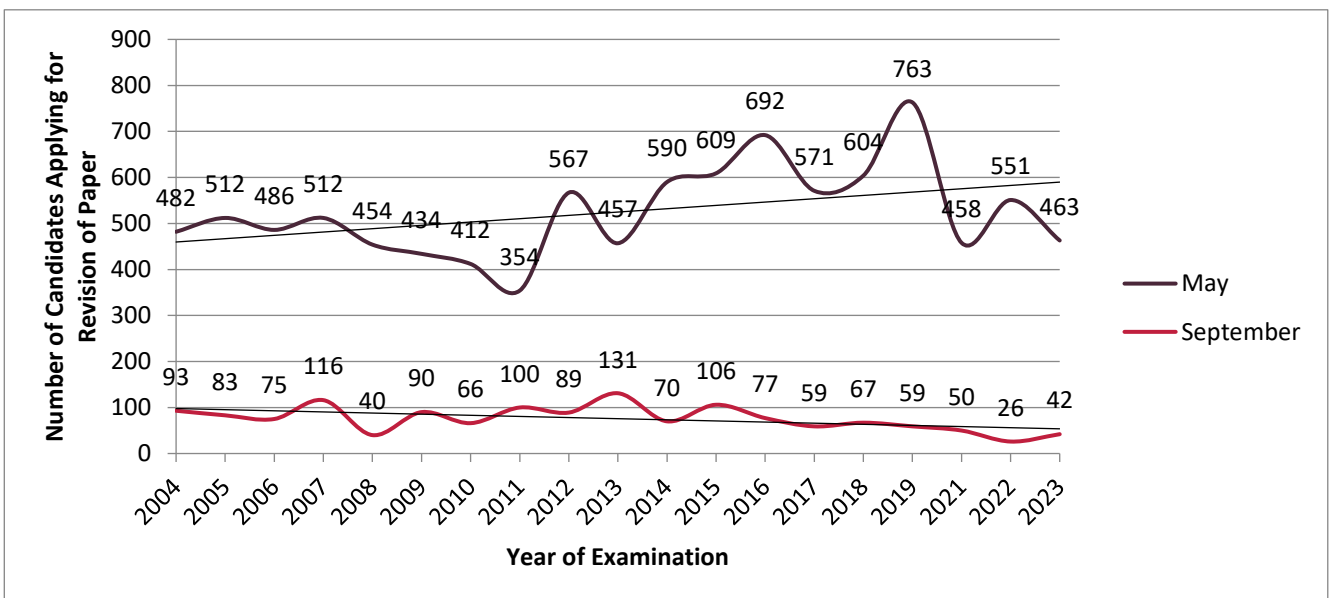


Figure 7.vi: Number of Candidates applying for Revision of Papers, by Year of Examination

### Registrations for specific subjects

Figures 7.vii, 7.viii, and 7.ix show the trend in the percentage of 16-year-old candidates registering for science, foreign language, and vocational subjects respectively. Figure 7.x collates information from the preceding three.

Figure 7.vii shows that, while the percentage of 16-year-olds registering for the three science subjects (chemistry, biology, and physics) had increased from 2015 till 2021, especially amongst female candidates, there was an evident decrease in 2022. Figure 7.viii suggests that the percentage of these candidates registering for one language subject has been generally increasing along the years. However, this year this percentage has decreased as that of candidates registering for two foreign

Statistical Report (2023): Secondary Education Certificate Examinations

language subjects increased. Although the percentage of candidates registering for vocational subjects had been steadily increasing before a drop noted in 2023, this percentage is still considerably larger than that of candidates registering for two foreign language or three science subjects.

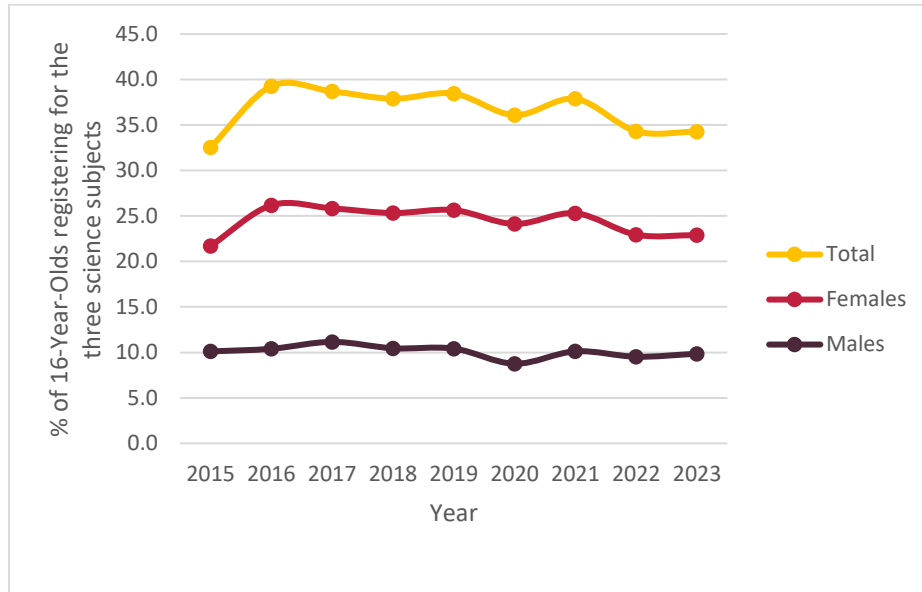


Figure 7.vii: Percentage of 16-year-olds registering for three science subjects, by year of examination

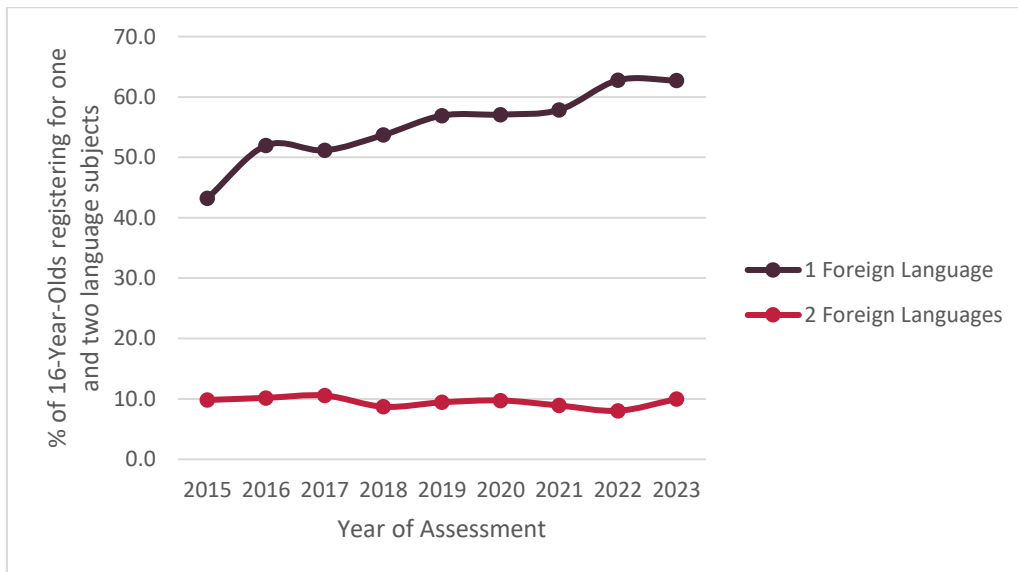


Figure 7.viii: Percentage of 16-year-olds registering for one and two language subjects, by year of examination

## Statistical Report (2023): Secondary Education Certificate Examinations

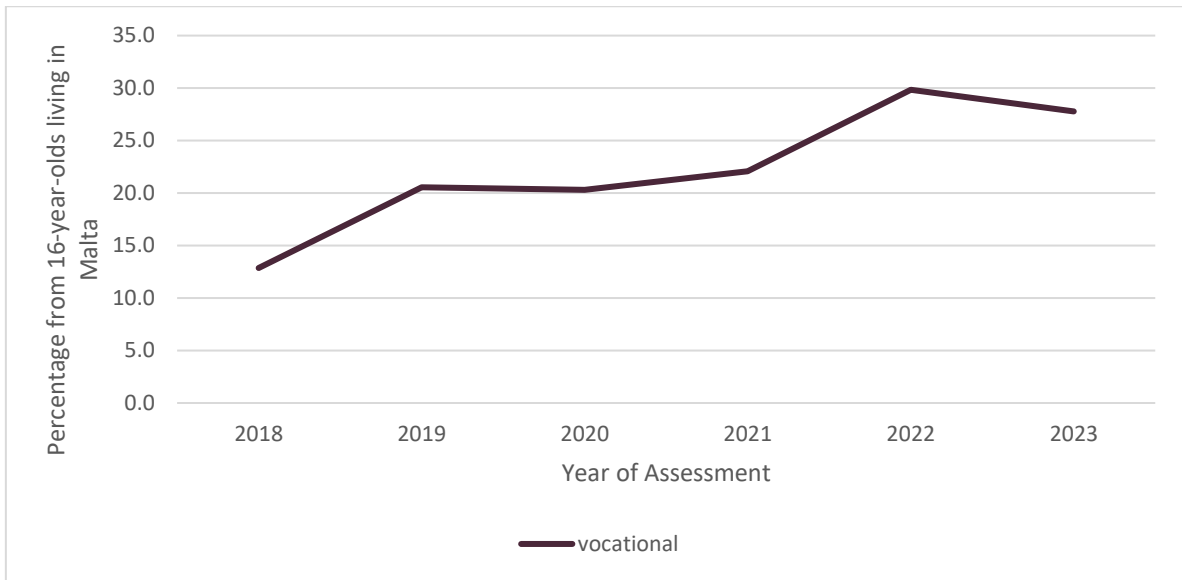


Figure 7.ix: Percentage of 16-year-olds registering for one or more vocational subjects, by year of examination

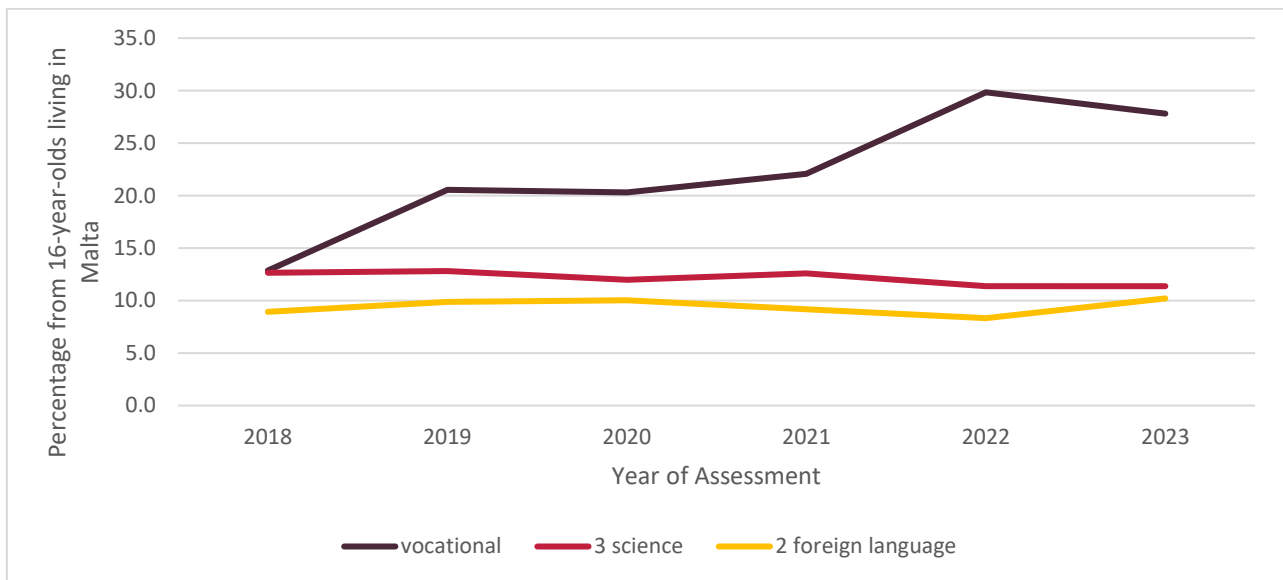


Figure 7.x: Percentage of 16-year-olds registering for science, language and vocational subjects, by year of examination

### Results

Figure 7.xi displays the average pass rate (all grades) by year of examination. The average pass rate of 2023 is identical to that of 2022. Figure 7.xii shows the pass rate in Maltese, Mathematics, and English Language (following the Supplementary session) as a percentage from the total number of 16-year-olds residing in Malta. Figure 7.xiii points that since the registration fees have become fully subsidized by the government, a noticeable increase in absenteeism has been noted in the examination sessions. This explains the drop in pass rate observed in Figure 7.xi.



Statistical Report (2023): Secondary Education Certificate Examinations

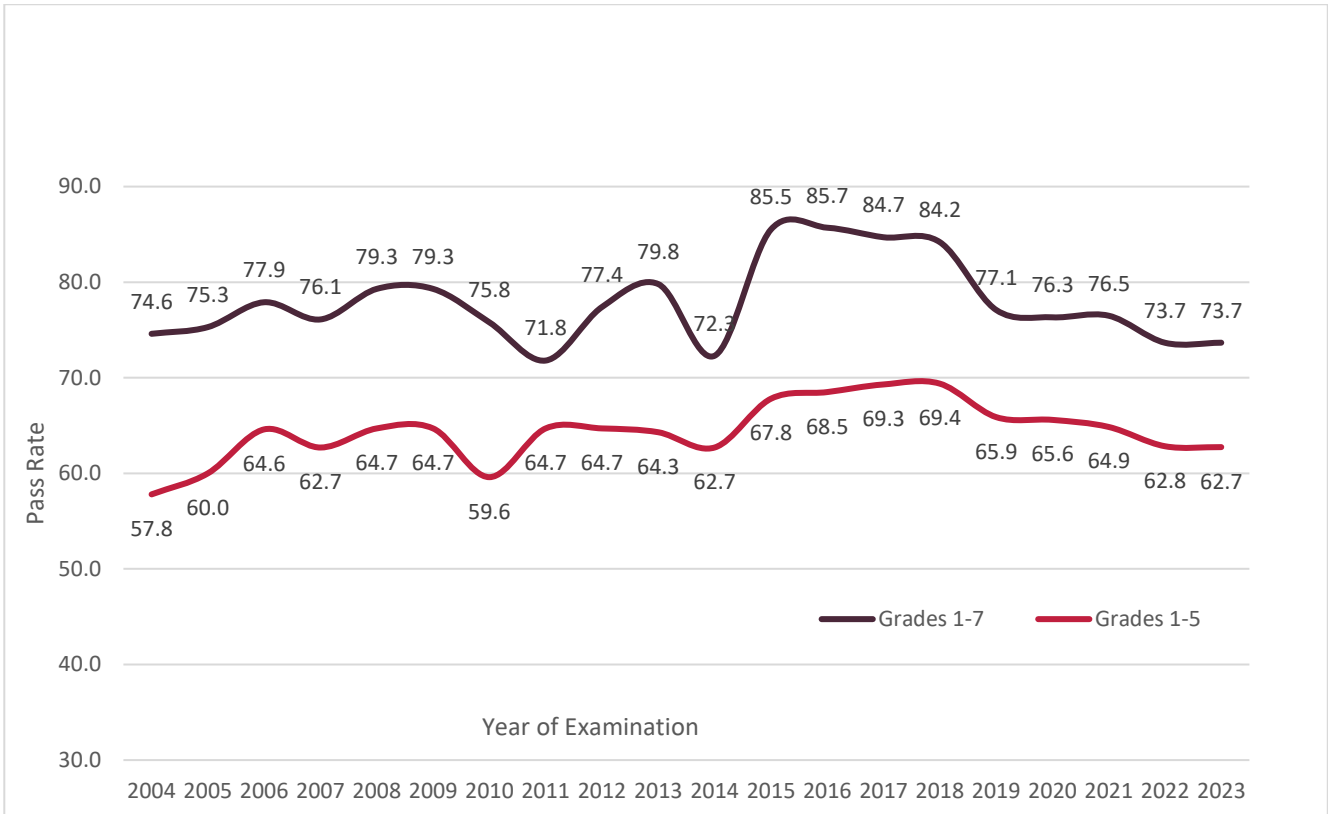


Figure 7.xi: Percentage Pass Rate of Candidates, by Year of Examination

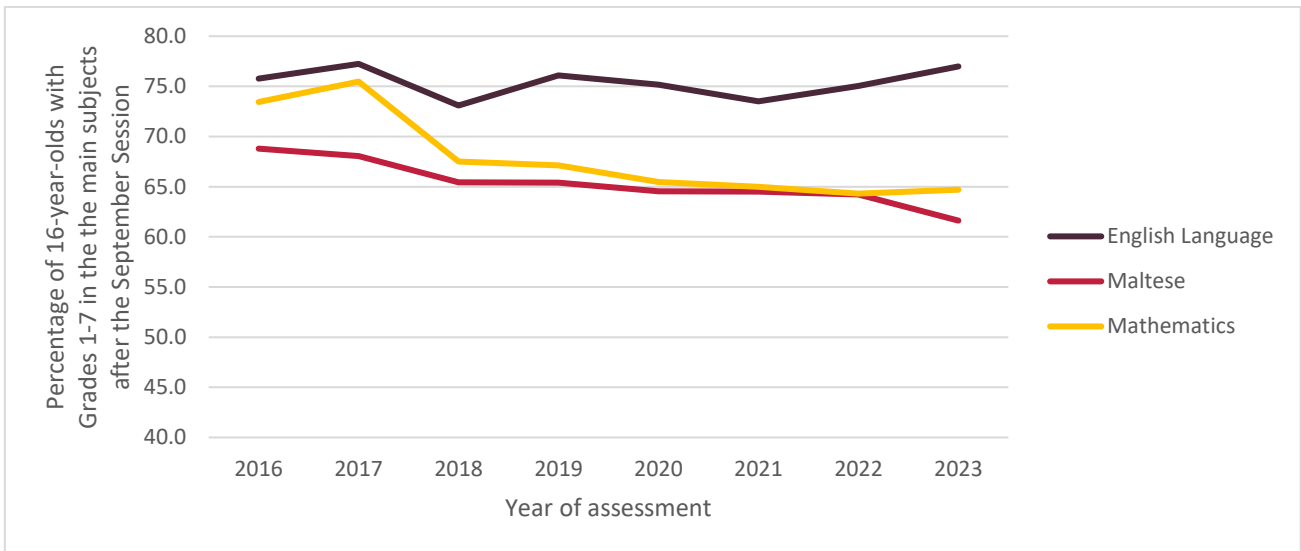


Figure 7.xii: Percentage of 16-year-old cohort with a Grade in English Language, Maltese, and Mathematics following the Supplementary Session, by year of Examination

Statistical Report (2023): Secondary Education Certificate Examinations

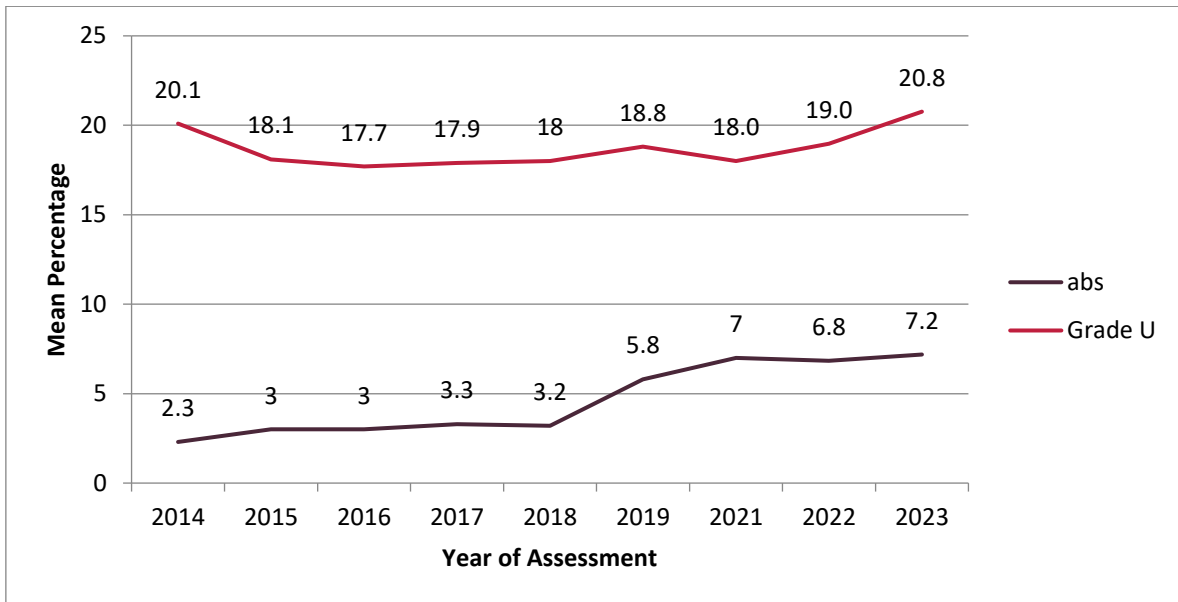


Figure 7.xiii: Rate of Absenteeism and Grade U following Main Sessions

## 8. CONCLUSION

This report has been produced with the intention of providing important and valid information about various aspects of the SEC examinations of 2023. This document differentiates from preceding ones as data is presented in a more concise way while permitting individuals and institutions to carry out analysis of interest to them. Furthermore, it is hoped that this document will be used to substantiate or reject certain perceptions about secondary education in Malta that are based on myths and anecdotal information.

Comments on this report and any recommendations on improving this or similar documents published by MATSEC. These are to be addressed to Assessment Research and Development, MATSEC, Università ta' Malta through email: [matsec@um.edu.mt](mailto:matsec@um.edu.mt). Detailed anonymised information pertaining to different aspects of the examination are annually provided by MATSEC for a variety of research projects.

## 9. REFERENCES

- Chetcuti, D. & Griffiths, M. (2002). The implications for student self-esteem of ordinary differences in schools: the cases of Malta and England. *British Educational Research Journal*, 28(4), 529-549. DOI: 10.1080/0141192023000005814
- Gellel, A. M. & Buchanan, M. T. (2011). The impact of cultural religious values upon pre-service teachers' perceptions of their role as educators in Catholic religious schools. *Journal of Beliefs & Values: Studies in Religion & Education*, 32(3), 317-328
- Grima, G. & Ventura, F. (2006). Auditing a national system of examinations: issues of selectivity in the Secondary Education Certificate (SEC) examination in Malta. *International Studies in Sociology of Education*, 16(3), 207-221. DOI: 10.1080/09620210601037753
- MATSEC Support Unit (1992). *SEC Examination from 1994: The New Format*. Malta: MATSEC Support Unit.
- Office of the Permanent Secretary. Ministry of Education and Employment (2012). *An Early School Leaving Strategy for Malta*. Malta: Ministry of Education and Employment.
- National Statistics Office (2013). Re-mapping the information relating to the rate of Early Leavers from Education and Training. Malta: National Statistics Office.
- National Statistics Office (2002). *Children*. Valletta: National Statistics Office.
- Pace, O. P. et al. (1996). Achievements and failures. In F. Ventura (Ed), *Secondary Education in Malta: Challenges and Opportunities* (pp.89-94). Valletta: MUT Publications Ltd.
- Sultana, R.G. (1998). Malta. In M. Bray, and L. Steward (eds.) *Examination Systems in Small States: comparative perspectives on policies, models and operations*. UK: Commonwealth Secretariat.
- Sultana, R.G. (2000). *The Secondary Education Certificate and Matriculation Examinations in Malta: A Case Study*. Switzerland: UNESCO International Bureau of Education.
- Ventura, F. (1996). Secondary education in Malta: Back to the future. In F. Ventura (Ed), *Secondary Education in Malta: Challenges and Opportunities* (pp.165-180). Valletta: MUT Publications Ltd.
- Ventura, F. and Murphy, R. (1998). The impact of measures to promote equity in the secondary education certificate examinations in Malta: An evaluation. *Mediterranean Journal of Educational Studies*, 3(1), 47-73.
- White, E. (1996). Science in the secondary schools. In F. Ventura (Ed), *Secondary Education in Malta: Challenges and Opportunities* (pp.129-138). Valletta: MUT Publications Ltd.

**APPENDIX A**

Timetables for the 2023 MATSEC Examination Sessions

Statistical Report (2023): Secondary Education Certificate Examinations



Matriculation and Secondary Education Certificate Examinations Board

First 2023 Session Timetable

ADVANCED MATRICULATION FIRST SESSION		INTERMEDIATE MATRICULATION FIRST SESSION		
09:00		16:00		
Tuesday 25 April	Information Technology I	Religious Knowledge I		Tuesday 25 April
Wednesday 26 April	Information Technology II	Religious Knowledge II	Information Technology	Wednesday 26 April
Thursday 27 April	Philosophy I		Systems of Knowledge	Thursday 27 April
Friday 28 April	Computing I	Philosophy II	Philosophy	Friday 28 April
Saturday 29 April	Maltese I/Applied Mathematics I	Maltese II	Maltese	Saturday 29 April
Tuesday 2 May	Computing II	Maltese III/Applied Mathematics II	Computing	Tuesday 2 May
Wednesday 3 May	Marketing I	Marketing II	Marketing	Wednesday 3 May
Thursday 4 May	Accounting I	Italian II	Accounting	Thursday 4 May
Friday 5 May	Accounting II/Arabic II	Italian III	Arabic	Friday 5 May
Saturday 6 May	Pure Mathematics I	Italian IV	Pure Mathematics	Saturday 6 May
Monday 8 May	Pure Mathematics II	Arabic III/Russian I/ Italian I Part I (15:00)	Italian (List.) (17:00)	Monday 8 May
Tuesday 9 May	Biology I	Biology II	Biology	Tuesday 9 May
Wednesday 10 May	Biology III	French IV & I	French	Wednesday 10 May
Thursday 11 May	French II	Russian II/Spanish (List.) (15:00)	Spanish (List.) (16:00)	Thursday 11 May
Friday 12 May	Russian III		Psychology	Friday 12 May
Saturday 13 May	English I	English II		Saturday 13 May
Monday 15 May	Economics I	English III	English	Monday 15 May
Tuesday 16 May	Economics II	German I/Greek I	Greek	Tuesday 16 May
Wednesday 17 May	Geography I	Chemistry I		Wednesday 17 May
Thursday 18 May	German III	Chemistry II	Chemistry	Thursday 18 May
Friday 19 May	Geography II	German II (List. & Reading)/Greek II	German (List.) (15:00)	Friday 19 May
Saturday 20 May	Physics I	Physics II	Physics	Saturday 20 May
Monday 22 May	History I	History II	History	Monday 22 May
Tuesday 23 May	Home Economics I	Home Economics II	Home Economics	Tuesday 23 May
Wednesday 24 May	French III	Theatre and Performance I	Theatre and Performance	Wednesday 24 May
Thursday 25 May	History III	Spanish I/Latin I	Spanish	Thursday 25 May
Friday 26 May	Sociology I	Spanish II	Music (Parts I & III)	Friday 26 May
Saturday 27 May	Sociology II	Sociology III	Sociology	Saturday 27 May
Monday 5 June		Music I		Monday 5 June
Tuesday 6 June		Latin II	Latin/Classical Studies	Tuesday 6 June
Thursday 8 June	Eng Draw/Graph Comm I	Eng Draw/Graph Comm II	Eng Draw & Graph Comm	Thursday 8 June
Friday 9 June	Music III (performance/composition)/ Spanish III	Music II (Part II)	Music (Part II)	Friday 9 June
Saturday 10 June	Art I	Art II	Art	Saturday 10 June
Monday 12 June	Theatre and Performance II	Art III		Monday 12 June

# Statistical Report (2023): Secondary Education Certificate Examinations



Matriculation and Secondary Education Certificate Examinations Board

## Main 2023 Session Timetable

	SECONDARY EDUCATION CERTIFICATE MAIN SESSION		SECONDARY EDUCATION APPLIED CERTIFICATE MAIN SESSION		
	09:00	16:00	09:00	16:00	
Tuesday 25 April		Religious Knowledge I			Tuesday 25 April
Wednesday 26 April		Religious Knowledge II			Wednesday 26 April
Thursday 27 April			English & Communication (inc. Listening Comprehension)/ Mathematics		Thursday 27 April
Friday 28 April	Computing I	Arabic II			Friday 28 April
Saturday 29 April	Maltese I	Maltese II			Saturday 29 April
Tuesday 2 May	Computing II	Environmental Studies I			Tuesday 2 May
Wednesday 3 May	Ethics II	Environmental Studies II			Wednesday 3 May
Thursday 4 May	Accounting I	Italian I & Listening Comprehension			Thursday 4 May
Friday 5 May	Accounting II	Physical Education II			Friday 5 May
Saturday 6 May	Mathematics I	Mathematics II			Saturday 6 May
Monday 8 May	Biology I	Italian II & Listening Comprehension			Monday 8 May
Tuesday 9 May	Design & Technology II	Biology II			Tuesday 9 May
Wednesday 10 May	Commerce I/Business Studies I	French I & Listening Comprehension			Wednesday 10 May
Thursday 11 May	Commerce II/Business Studies II	French II & Listening Comprehension			Thursday 11 May
Friday 12 May	Greek I/Russian I/ Class. Cult. & Civil. I	German I & Listening Comprehension			Friday 12 May
Saturday 13 May	English Language I	English Language II			Saturday 13 May
Monday 15 May	Economics I				Monday 15 May
Tuesday 16 May	Economics II	German II & Listening Comprehension			Tuesday 16 May
Wednesday 17 May	Geography I	English Literature I			Wednesday 17 May
Thursday 18 May	Chemistry I	Chemistry II			Thursday 18 May
Friday 19 May	Geography II	English Literature II			Friday 19 May
Saturday 20 May	Physics I	Physics II			Saturday 20 May
Monday 22 May	History I	History II			Monday 22 May
Tuesday 23 May		Home Economics I			Tuesday 23 May
Wednesday 24 May	Greek II/Russian II/ Class. Cult. & Civil. II	Home Economics II			Wednesday 24 May
Thursday 25 May		Spanish I & Listening Comprehension/Latin I			Thursday 25 May
Friday 26 May	European Studies I	Spanish II & Listening Comprehension/Latin II			Friday 26 May
Saturday 27 May	Social Studies I	Social Studies II			Saturday 27 May
Monday 5 June	Music II (Part I)	European Studies II			Monday 5 June
Tuesday 6 June	Music II (Part II)	Music II (Part II) (cont.)			Tuesday 6 June
Thursday 8 June	Graphical Communication I	Graphical Communication II			Thursday 8 June
Friday 9 June		Music I (Part I & II)			Friday 9 June
Saturday 10 June	Art I	Art I (cont.)			Saturday 10 June
Monday 12 June		Art II			Monday 12 June

**Main/First 2023 Session Timetable**

ORAL EXAMINATIONS		PRACTICAL EXAMINATIONS		PHYSICAL EDUCATION EXAMINATIONS	
<b>Advanced Matriculation Orals</b>		<b>SEC Listening Comprehension/Dictation</b>		<b>Advanced Matriculation Practicals</b>	
Maltese	Monday 20 March	English	Saturday 25 March	Theatre and Performance	Monday 5 June
	Thursday 23 March	Russian	Tuesday 18 April		Tuesday 6 June
	Monday 27 March	Arabic	Monday 24 April		Thursday 8 June
	Thursday 30 March				Friday 9 June
English	Wednesday 22 March	<b>SEC Reading &amp; Conversation</b>			Tuesday 13 June
	Wednesday 29 March	English/French	Monday 20 March		Wednesday 14 June
	Friday 14 April		Thursday 23 March	Thursday 15 June	
	Tuesday 18 April		Monday 27 March	Friday 16 June	
	Friday 21 April		Thursday 30 March	Physics	Tuesday 6 June
Friday 14 April	Monday 3 April		Biology	Friday 9 June	
French	Monday 17 April	Thursday 13 April	Chemistry	Thursday 15 June	
Arabic/German/Spanish/Russian	Saturday 22 April		<b>Intermediate Matriculation Practicals</b>		
Italian	Saturday 22 April	Maltese/Italian	Friday 17 March	Theatre and Performance	Tuesday 6 June
Music II Part I	Monday 5 June		Tuesday 21 March		Thursday 8 June
			Friday 24 March		Friday 9 June
			Tuesday 28 March		Monday 12 June
		Tuesday 4 April	Friday 14 April	Tuesday 13 June	
<b>Intermediate Matriculation Orals</b>		<b>SEC VOCATIONAL SUBJECTS UNIT III</b>			
English	Friday 17 March	Information Technology	Tuesday 18 April	SEC Activities	Thursday 23 March
	Tuesday 21 March	Retail	Wednesday 19 April		Friday 24 March
	Friday 24 March	Hospitality	Thursday 20 April		Monday 27 March
	Tuesday 28 March	Media Literacy Education	Friday 21 April		Monday 28 March
	Tuesday 4 April	Health and Social Care	Monday 24 April		Tuesday 28 March
Italian	Saturday 1 April	Engineering Technology	Tuesday 25 April	Wednesday 29 March	
Maltese	Saturday 15 April	Hairdressing and Beauty	Tuesday 25 April	Thursday 30 March	
Arabic/German/Spanish/Russian	Thursday 20 April	Agribusiness	Wednesday 26 April	Monday 3 April	
French	Friday 21 April	Fashion and Textiles	Wednesday 26 April	Tuesday 6 June	
				Swimming	Thursday 8 June
					Friday 9 June
					Monday 12 June
				<b>SEC Physical Education</b>	
				SEC P.E. candidates will receive a form on which to indicate their choice from MATSEC.	
				Candidates will receive their Index Number and Venue details for Oral and Written Examinations in due course.	

Following registration, candidates will be informed individually about:

1. Advanced Matriculation Oral Examinations
2. Advanced Matriculation Music Oral/Aural examinations
3. Advanced Matriculation Biology, Chemistry, Physics and Theatre and Performance Practicals
4. Intermediate Matriculation Physical Education Activities
5. Intermediate Matriculation Theatre and Performance Practicals

6. SEC Physical Education Activities
7. SEC Listening Comprehension/Dictation (Group Examinations)
8. SEC Reading, Conversation, Role Play, etc. (Individual Oral Examinations)



## Main/First 2023 Session Notices

### Advanced Matriculation

Heads of School are to send the coursework assessment marks for Engineering Drawing, Graphical Communication, Information Technology, Geography and Home Economics and Human Ecology to MATSEC by Friday 10 March 2023. Moderation of coursework in schools will take place between Monday 20 March 2023 and Thursday 20 April 2023, both dates inclusive.

All candidates sitting for Art and Private candidates sitting for Engineering Drawing, Graphical Communication, Information Technology, Geography and Home Economics and Human Ecology are to present their project to MATSEC or the Examinations Centre Victoria, Gozo between Monday 20 February 2023 and Friday 10 March 2023 both dates inclusive from 8:00 – 12:00 or 14:00 – 16:00.

The starting points of the AM Art Thematic Project Work will be published on the MATSEC website by Tuesday 4 April 2023. Candidates are to hand in this work at the end of the AM ART Paper I (Extended Thematic Project) examination session in a folder.

Candidates sitting for AM Music are to indicate whether they will be choosing Performance or Composition on the on-line form at the time of registration. They are to present two copies of the composition (if chosen) to MATSEC or the Examinations Centre Victoria, Gozo by noon Friday 21 April 2023.

Reference should be made to the respective syllabi for further details about each subject including folders required.

### Coursework Notice

All coursework submitted by private candidates will be assessed by the Board of Examiners for the subject. With the exception of SEC, IM and AM Art, it is to be presented in a special folder obtainable from MATSEC. All candidates may be called for an interview regarding their coursework. Interviews will be held between Monday 20 March 2023 and Tuesday 11 April 2023 both dates inclusive.

Specific dates will be scheduled per subject (where applicable). Interviews related to a particular subject cannot be scheduled outside the dates pertaining to the subject concerned.

Coursework presented to MATSEC is to be collected by the candidate and on presentation of the Identity card between Thursday 17 August 2023 and Friday 18 August 2023 from 08:00 – 12:00.

The MATSEC Board reserves the right to keep any of the works submitted by candidates.

### Intermediate Matriculation

Heads of School are to send the coursework assessment marks for Computing, Information Technology and Systems of Knowledge to MATSEC by Friday 10 March 2023. Moderation of coursework in schools will take place between Monday 20 March 2023 and Thursday 20 April 2023, both dates inclusive.

All candidates sitting for Art, and Private candidates sitting for Computing, Information Technology and Systems of Knowledge are to present their project to MATSEC or the Examinations Centre Victoria, Gozo between Monday 20 February 2023 and Friday 10 March 2023 both dates inclusive from 8:00 – 12:00 or 14:00 – 16:00.

IM Art candidates are to indicate whether for Part II Section A – Work from Observation – they will be choosing Option (i) Still-life with Man-made and Natural forms, or Option (ii) the Human Figure. Candidates are to indicate their choice on the on-line form at the time of registration.

The starting points of the IM Art Thematic Project Work will be published on the MATSEC website by Tuesday 4 April 2023. Candidates are to present this work on Tuesday 6 June 2023 from 08:00 – 12:00 or 14:00 – 16:00 at MATSEC or the Examinations Centre Victoria, Gozo.

Candidates sitting for IM Music are to indicate whether they will be choosing Performance or Composition on the on-line form at the time of registration. They are to present two copies of the composition (if chosen) to MATSEC or the Examinations Centre Victoria, Gozo by noon Friday 21 April 2023.

Reference should be made to the respective syllabi for further details about each subject including folders required.

### Secondary Education Certificate

Heads of School are to send the coursework assessment marks for the subjects outlined below to MATSEC by Friday 10 March 2023. In due course, each respective school will be sent sheets for the candidates' assessment marks to be filled in. Moderation of coursework in schools will take place between Monday 20 March 2023 and Thursday 20 April 2023, both dates inclusive.

Private candidates are to present their coursework for the subjects outlined below to MATSEC or the Examinations Centre Victoria, Gozo between Monday 20 February 2023 and Friday 10 March 2023 both dates inclusive from 8:00 – 12:00 or 14:00 – 16:00.

Subjects:

Art | Biology | Business Studies | Chemistry | Computing | Design and Technology | Environmental Studies | Ethics | Geography | Home Economics | Physical Education | Physics

SEC Art candidates are to indicate whether for Paper I – Work from Observation – they will be choosing Option (a) Still-life, composed of Man-made and Natural forms, or Option (b) the Human Figure. Candidates are to indicate their choice on the on-line form at the time of registration.

The Art General Themes will be published on the MATSEC website by Friday 19 May 2023.

SEC Physical Education candidates shall be requested, in due course to indicate their practical activities choice electronically. More details shall be sent to the candidates' registered email address.

Access Arrangements - Candidates are to apply for Exam Access Arrangements by noon 21 November 2022 at MATSEC.

Late applications for Exam Access Arrangements will only be accepted with late examination registrations on the 28 and noon 29 November 2022. Late fees will apply. Applications for Exam Access Arrangements beyond the 29 November 2022 may be accepted and very late fees will apply.

MATSEC will not make any arrangements in case of clashes with examinations of other boards. Colleges/schools are advised to take note of examination dates before staging school activities for candidates sitting for MATSEC examinations on the prescribed dates as alterations will not be considered. Registrations will be open between 7 November and noon 21 November 2022. To register, candidates are to apply online on [www.um.edu.mt/matsec/register](http://www.um.edu.mt/matsec/register). Changes to candidates' details after the 21 November will incur additional charges. Late applications will be accepted online on [www.um.edu.mt/matsec/register](http://www.um.edu.mt/matsec/register) on 28 November and noon 29 November 2022. Additional fees apply. A candidates' handbook is available to download from: <https://www.um.edu.mt/matsec/guidelines-policies>

# Statistical Report (2023): Secondary Education Certificate Examinations



## Supplementary/Second Session - 2023 Timetable

ADVANCED MATRICULATION SECOND SESSION		
Date	09:00	16:00
Monday 28 August		
Tuesday 29 August	Biology/Chemistry/Physics Practical Exams (am/pm)	
Wednesday 30 August	Paper I (All Subjects)	
Thursday 31 August	Paper II (All Subjects)	
Friday 1 September	Paper III (All Subjects) where applicable	
Saturday 2 September		
Monday 4 September		
Tuesday 5 September		

ADVANCED MATRICULATION NOTICES		
Subject/Paper	Date	Time
<b>Italian</b>		
Paper I ( <i>Listening Comprehension and Dictation</i> )	Wednesday 30 August	To be announced
Paper II	Wednesday 30 August	To be announced
Paper III	Thursday 31 August	09:00
Paper IV	Friday 1 September	09:00
<b>French</b>		
Paper IV ( <i>Dictation</i> )	Wednesday 30 August	To be announced
<b>Spanish</b>		
<i>Listening Comprehension</i>	Wednesday 30 August	To be announced
<b>German</b>		
<i>Listening Comprehension</i>	Thursday 31 August	To be announced
<b>Music</b>		
Paper I ( <i>Part I and II</i> )	Wednesday 30 August	To be announced
Paper III	Friday 1 September	To be announced

TWO copies of the music composition (if chosen) are to be presented to MATSEC or the Examinations Centre, Victoria Gozo by Friday 18 August from 08:00 to 12:00

INTERMEDIATE SECOND SESSION	
09:00	16:00
Physical Education Practical Exam (am/pm)	
	Systems of Knowledge
Group I Subjects	Group II Subjects
Group IV Subjects	Group III Subjects

### SECONDARY EDUCATION APPLIED CERTIFICATE SUPPLEMENTARY SESSION

09:00	
Thursday 31 August	English & Communication (inc. Listening Comprehension)/ Mathematics

### INTERMEDIATE MATRICULATION NOTICES

Subject/Paper	Date	Time
<b>German</b>		
<i>Listening Comprehension</i>	Wednesday 6 September	To be announced
<b>Italian</b>		
<i>Listening Comprehension</i>	Wednesday 6 September	To be announced
<b>Spanish</b>		
<i>Listening Comprehension</i>	Wednesday 6 September	To be announced
<b>Music</b>		

TWO copies of the music composition (if chosen) are to be presented to MATSEC or the Examinations Centre, Victoria Gozo by Friday 18 August from 08:00 to 12:00

### SECONDARY EDUCATION CERTIFICATE SUPPLEMENTARY SESSION

09:00	16:00
English Language I	English Language II
Biology/Chemistry/Physics Paper I	Biology/Chemistry/Physics Paper II
Maltese I	Maltese II
Mathematics I	Mathematics II

### GROUP SUBJECTS

Group I	
Maltese	Greek
Arabic	Italian
English	Latin
French	Russian
German	Spanish
Group II	
Accounting	Marketing
Classical Studies*	Philosophy
Economics	Psychology*
Geography	Religious Knowledge
History	Sociology
Group III	
Applied Mathematics (Mechanics)	Environmental Science*
Biology	Physics
Chemistry	Pure Mathematics
Group IV	
Art	Information Technology
Computing	Music
Engineering Drawing	Physical Education*
Graphical Communication	Theatre and Performance
Home Economics and Human Ecology	

Systems of Knowledge\*  
\*offered at Intermediate Level (IM) only

## Supplementary/Second Session - 2023 Timetable

### ADVANCED MATRICULATION

Orals	
Arabic/English/French/German/Italian/Maltese/Russian/Spanish	Tuesday 29 August
Music II Part I	Thursday 7 September
Practicals	
Theatre and Performance	Thursday 7 September

#### Art | All Candidates

Presentation of Coursework (Portfolio, Personal Study and Visual Journal) by noon Monday 31 July 2023 at MATSEC or the Examination Centre in Victoria, Gozo.

Starting points of Thematic Project Work will be published on the MATSEC website by Wednesday 19 July 2023. Candidates are to hand in this work at the end of the AM Art I (Extended Thematic Project) examination session in a folder.

Engineering Drawing, Graphical Communication, Information Technology, Geography, Home Economics and Human Ecology | Private Candidates

Presentation of Project by noon Monday 31 July 2023 at MATSEC or the Examination Centre in Victoria, Gozo.

Coursework/Project Interviews: Wednesday 16 August 2023 – Thursday 7 September 2023 both dates inclusive. All candidates may be called for an interview. Specific dates will be scheduled per subject where applicable. Interviews related to a particular subject cannot be scheduled outside the dates pertaining to the subject concerned.

### SECONDARY EDUCATION CERTIFICATE

#### Biology, Chemistry, Physics | Private Candidates

Presentation of Project by noon Monday 31 July 2023 at MATSEC or the Examination Centre in Victoria, Gozo.

Coursework/Project Interviews: Wednesday 16 August 2023 – Thursday 7 September 2023 both dates inclusive. All candidates may be called for an interview. Specific dates will be scheduled per subject where applicable. Interviews related to a particular subject cannot be scheduled outside the dates pertaining to the subject concerned.

CANDIDATES REGISTERING FOR AN EXAMINATION FOR THE FIRST TIME WILL BE TREATED AS PRIVATE CANDIDATES. THEREFORE, ALL COURSEWORK/PROJECT WORK IS TO BE PRESENTED TO MATSEC OR THE EXAMINATIONS CENTRE, VICTORIA GOZO AS INDICATED ABOVE.

Coursework presented to MATSEC is to be collected during the week starting Monday 23 October 2023 from 08:00 to 12:00 and 14:00 to 16:00. The MATSEC Board reserves the right to keep any of the works submitted by candidates.

### INTERMEDIATE MATRICULATION

Orals	
Arabic/French/German/Italian/Maltese/Russian/Spanish	Wednesday 6 September
English	Tuesday 29 August Wednesday 6 September
Practicals	
Theatre and Performance	Thursday 7 September
Music Part I and Part III	Thursday 7 September

#### Art | All candidates

Presentation of Coursework (Portfolio, Personal Study and Visual Journal) by noon Monday 31 July 2023 at MATSEC or the Examination Centre in Victoria, Gozo.

Starting points of Thematic Project Work will be published on the MATSEC website by Monday 7 August 2023. Candidates are to present this work on Wednesday 6 September 2023 from 08:00 to 12:00 at MATSEC or the Examination Centre in Victoria, Gozo.

#### Computing, Information Technology, Systems of Knowledge | Private Candidates

Presentation of Project by noon Monday 31 July 2023 at MATSEC or the Examination Centre in Victoria, Gozo.

Coursework/Project Interviews: Wednesday 16 August 2023 – Thursday 7 September 2023 both dates inclusive. All candidates may be called for an interview. Specific dates will be scheduled per subject where applicable. Interviews related to a particular subject cannot be scheduled outside the dates pertaining to the subject concerned.

REGISTRATIONS WILL BE OPEN BETWEEN 19 JULY 2023 AND 24 JULY 2023.

LATE APPLICATIONS WILL BE ACCEPTED ON 25 AND 26 JULY 2023. ADDITIONAL FEES APPLY.

**APPENDIX B**

Combination of Subjects at SEC Level during Main Session

## Statistical Report (2023): Secondary Education Certificate Examinations

	Accounting	Agribusiness	Arabic	Art	Biology	Business Studies	Chemistry	Classical Culture	Commerce	Computing	Design and Technology	Economics	Engineering Technology	English Language	English Literature	Environmental Studies	Ethics	European Studies	French	Geography	German	Graphical Communication	Greek	Health and Social Care	History	Home Economics	Hospitality	Information Technology	Italian	Latin	Maltese	Mathematics	Media Literacy	Music	Physical Education	Physics	Religious Knowledge	Russian	Social Studies	Spanish	
Accounting	764	0	10	29	115	20	25	0	4	187	16	137	0	689	576	369	27	23	226	16	108	66	0	1	24	39	0	5	331	0	662	686	2	5	53	595	619	2	148	73	
Agribusiness	0	3	0	0	0	0	0	0	0	0	0	0	1	0	0	0	0	0	0	0	0	0	0	0	0	0	1	0	0	0	0	0	0	0	0	0	0	0	0	0	
Arabic	10	0	55	3	14	5	10	0	0	7	3	5	0	49	24	21	38	1	18	6	2	4	0	0	5	6	0	0	5	0	30	49	0	0	1	42	2	0	9	3	
Art	29	0	3	466	117	10	54	0	0	54	26	9	0	444	318	200	66	2	118	30	62	87	0	0	19	37	1	1	160	0	383	434	2	5	14	332	305	8	39	47	
Biology	115	0	14	117	1272	12	594	1	0	69	10	48	0	217	1003	642	119	9	396	57	206	17	0	1	54	126	1	0	497	0	142	1237	1	16	228	823	990	7	192	142	
Business Studies	20	0	5	10	12	386	5	2	0	28	3	0	0	172	126	98	43	13	21	16	19	6	0	0	11	9	2	2	82	0	158	178	0	0	18	156	114	1	18	31	
Chemistry	25	0	10	54	594	5	681	1	0	54	4	5	0	660	591	349	74	2	261	17	123	26	0	0	31	26	0	0	252	0	625	666	0	12	32	568	547	5	82	76	
Classical Culture	0	0	0	0	1	2	1	6	1	1	0	1	0	5	4	2	1	1	2	2	1	0	0	0	6	0	0	0	1	0	3	5	0	0	1	5	5	0	2	1	
Commerce	4	0	0	0	0	0	0	0	0	7	0	0	2	0	5	6	5	4	1	2	1	1	1	0	0	2	2	0	0	1	5	5	0	0	0	0	5	2	0	1	3
Computing	187	0	7	54	69	28	54	1	0	639	40	18	1	630	514	361	66	3	144	24	111	63	0	0	31	17	2	3	260	0	576	630	3	9	17	571	491	7	83	75	
Design and Technology	16	0	3	26	10	3	4	0	0	40	200	0	3	289	151	188	31	2	51	7	46	96	0	0	10	7	0	0	119	0	267	288	2	0	13	267	215	3	14	29	
Economics	137	0	5	9	48	0	5	1	2	18	0	202	0	201	180	98	10	4	81	11	36	2	0	0	11	6	0	3	105	0	183	201	0	4	18	160	176	2	41	11	
Engineering Technology	0	1	0	0	0	0	0	0	0	1	3	0	25	13	4	5	2	0	1	4	0	2	0	0	2	0	0	1	4	0	11	14	0	0	1	11	10	0	3	3	
English Language	689	0	49	444	1217	172	660	5	5	630	289	201	13	4227	2628	2076	417	82	868	199	529	408	0	9	215	429	21	10	1571	0	3595	3894	23	35	479	3073	2884	28	501	473	
English Literature	576	0	24	318	1003	126	591	4	6	514	151	180	4	2628	2634	1583	269	74	727	133	406	312	0	4	158	233	6	8	1138	0	2513	2632	12	32	314	2260	2172	15	381	354	
Environmental Studies	369	0	21	200	642	98	349	2	5	361	188	98	5	2076	1583	2402	250	59	449	89	339	228	0	3	101	180	10	2	869	0	1959	2076	10	21	224	1819	1668	13	163	337	
Ethics	27	0	38	66	119	43	74	1	4	66	31	10	2	417	269	250	427	12	98	38	60	34	0	2	31	48	5	1	96	0	281	416	4	5	43	365	25	16	57	87	
European Studies	23	0	1	2	9	13	2	1	1	3	2	4	0	82	74	59	12	86	26	3	19	3	0	0	7	4	0	0	34	0	78	84	1	0	3	77	69	1	18	9	
French	228	0	18	118	396	21	261	2	2	444	51	81	1	868	727	449	98	26	388	34	30	88	0	1	45	81	2	2	190	0	806	871	2	10	83	735	701	6	186	20	
Geography	16	0	6	30	57	16	17	2	1	24	7	11	4	199	133	89	38	3	34	30	28	20	0	0	60	23	2	1	77	0	86	200	6	0	27	150	130	4	54	22	
German	108	0	2	62	206	19	123	1	1	111	46	36	0	529	406	339	60	19	30	25	510	56	0	0	38	27	3	1	54	0	486	525	2	7	54	453	422	6	64	10	
Graphical Communication	66	0	4	87	17	6	26	0	1	63	96	2	2	408	312	228	34	3	88	20	56	413	0	0	16	5	0	0	183	0	385	406	1	4	20	394	340	4	39	53	
Greek	0	0	0	0	0	0	0	0	0	0	0	0	0	0	0	0	0	0	0	0	0	0	0	0	0	0	0	0	0	0	0	0	0	0	0	0	0	0	0	0	0
Health and Social Care	1	0	0	0	1	0	0	0	0	0	0	0	9	4	3	2	0	1	0	0	0	0	0	0	2	4	0	0	2	9	9	0	0	0	0	5	4	0	0	0	
History	24	0	5	19	54	11	31	6	2	31	10	11	2	215	168	101	31	7	45	60	38	16	0	0	225	13	1	1	73	0	199	215	4	1	18	173	163	2	59	28	
Home Economics	39	0	6	37	126	9	26	0	2	17	7	6	0	429	233	180	48	4	81	23	27	5	0	2	13	449	3	1	179	0	395	424	1	1	65	285	320	1	57	51	
Hospitality	0	1	0	1	1	2	0	0	0	2	0	0	1	21	6	10	5	0	2	2	3	0	0	4	1	3	33	0	6	0	18	20	0	0	3	16	14	0	3	1	
Information Technology	5	0	0	1	0	2	0	0	0	3	0	3	4	10	8	2	1	0	2	1	1	0	0	0	1	1	0	0	21	5	0	10	11	2	1	1	11	9	0	1	1
Italian	331	0	5	160	497	82	252	1	1	260	119	105	4	1571	1138	869	96	34	190	77	54	183	0	2	73	179	6	5	1630	0	1496	1564	7	15	199	1309	1326	5	234	55	
Latin	0	0	0	0	0	0	0	0	0	0	0	0	0	0	0	0	0	0	0	0	0	0	0	0	0	0	0	0	0	0	0	0	0	0	0	0	0	0	0	0	0
Maltese	662	0	30	383	1142	158	625	3	5	576	267	183	11	3595	2513	1959	281	78	806	166	486	385	0	9	199	395	18	10	1496	0	3813	3595	22	32	442	2889	2844	12	479	423	
Mathematics	686	0	49	434	1237	178	666	5	5	630	288	201	14	3894	2632	2076	418	84	871	200	525	406	0	9	215	424	20	11	1564	0	3595	4336	23	36	481	3110	2874	30	503	472	
Media Literacy	2	0	0	2	1	0	0	0	0	3	2	0	0	23	12	10	4	1	2	6	2	1	0	0	4	1	0	2	7	0	22	23	36	0	1	18	15	0	7	3	
Music	5	0	0	5	16	0	12	0	0	9	0	4	0	35	32	21	5	0	10	0	7	4	0	0	1	1	0	1	1	45	0	32	36	0	37	1	29	29	0	7	5
Physical Education	53	0	1	14	228	18	32	1	0	17	13	18	1	479	314	224	43	3	83	27	54	20	0	0	18	65	3	1	199	0	442	481	1	1	486	345	364	4	67	61	
Physics	595	0	42	332	823	156	568	5	5	571	267	160	11	3073	2260	1819	365	77	735	150	453	394	0	5	173	285	16	11	1309	0	2889	3110	18	29	345	3156	2404	21	379	416	
Religious Knowledge	619	0	2	305	990	114	547	5	2	491	215	176	10	2884	2172	1668	25	69	701	130	422	340	0	4	163	320	14	9	1326	0	2844	2874	15	29	364	2404	2832	3	422	329	
Russian	2	0	0	8	7	1	5	0	0	7	3	2	0	28	15	13	16	1	6	4	6	4	0	0	2	1	0	0	5	0	12	30	0	0	4	21	3	33	4	3	
Social Studies	148	0	9	39	192	18	82	2	1	83	14	41	3	501	381	163	57	18	166	54	64	39	0	0	59	57	3	1	234	0	479	503	7	7	67	379	422	4	330	50	
Spanish	73	0	3	47	142	31	76	1	3	75	29	11	3	473	354	337	87	9	20	22	10	53	0	0	28	51	1	1	55	0	423	472	3	5	61	416	329	3	50	59	