

MATSEC EXAMINATIONS BOARD

**MATRICULATION CERTIFICATE
EXAMINATIONS 2004**

**MATSEC SUPPORT UNIT
UNIVERSITY OF MALTA**

JANUARY 2005

LIST OF CONTENTS

Executive Summary	i
1.0 Introduction	1
1.1 Background	1
1.2 Administrative Information	3
1.3 Requests for Special Arrangements	4
1.4 Registrations for Special Course Requirements	4
1.5 The Examination Centres	5
1.6 Oral Examinations	5
1.7 Coursework	6
1.8 Practical Examinations	7
1.9 Revision of Papers	7
1.10 Examiners' Reports	7
2.0 May 2004 Registrations	8
3.0 May 2004 Results	20
4.0 September 2004 Registrations	32
5.0 September 2004 Results	36
6.0 General Statistics	49
7.0 Conclusion	51
Appendices	
A: Regulations	53
B: Time-tables	58
C: Registration Forms	61
D: Application Form for Revision of Papers	72
E: Special Arrangements Form	74

LIST OF TABLES

Table 1.1	Registrations for Matriculation Certificate 1997-2004	2
Table 1.2	Registrations for Single Subjects 1997-2004	2
Table 1.3	Oral Examinations – Advanced Level	5
Table 1.4	Oral Examinations – Intermediate Level	6
Table 1.5	Examiners used for Orals of Advanced Level Examinations	6
Table 1.6	Examiners used for Orals of Intermediate Level Examinations	6
Table 1.7	Practical Examinations – Advanced Level	7
Table 2.1	2004 Matriculation Certificate Registrations by Year of Birth and Gender	8
Table 2.2	2004 Single Subjects Registrations by Year of Birth and Gender	8
Table 2.3	May 2004 Matriculation Certificate Registrations by Subject and Gender	9
Table 2.4	May 2004 Single Subjects Registrations by Subject and Gender	15
Table 2.5	May 2004 Registration of Requests for Special Arrangements by Presenting Condition	15
Table 2.6	May 2004 Registrations of Requests for Special Arrangements by Subject	16
Table 2.7	May 2004 Registrations for Special Course Requirements	16
Table 2.8	May 2004 Registrations of Matriculation Certificate Candidates by Locality in Malta	17
Table 2.9	May 2004 Registrations of Matriculation Certificate Candidates by Locality in Gozo	18
Table 2.10	May 2004 Registrations for Revision of Papers	19
Table 3.1	May 2004 Advanced Level Results by Subject and Gender: Matriculation Certificate	21
Table 3.2	May 2004 Intermediate Level Results by Subject and Gender: Matriculation Certificate	23
Table 3.3	May 2004 Advanced Level Results by Subject and Gender: Single Subjects	25
Table 3.4	May 2004 Results of Special Course Requirements	27
Table 3.5	May 2004 Outcomes of Requests for Revision of Papers	28
Table 3.6	May 2004 Matriculation Certificate Distribution of Grades	29
Table 3.7	May 2004 Failed / Missing Component/s in Matriculation Certificate	29
Table 3.8	May 2004 Matriculation Certificate Distribution of Grades: 1986 Cohort	31
Table 3.9	May 2004 Results of 2003 Narrowly Failed Candidates	31
Table 4.1	September 2004 Registrations by Matriculation Certificate Grades obtained in May 2004	32
Table 4.2	September 2004 Matriculation Certificate Registrations by Subject and Gender	33
Table 4.3	September 2004 Single Subjects Registration by Subject and Gender	34
Table 4.4	September 2004 Registrations for Special Course Requirements	35
Table 4.5	September 2004 Registrations for Revision of Papers	35

LIST OF TABLES (cont.)

Table 5.1	September 2004 Advanced Level Results by Subject and Gender: Matriculation Certificate	36
Table 5.2	September 2004 Intermediate Level Results by Subject and Gender: Matriculation Certificate	38
Table 5.3	September 2004 Advanced Level Results by Subject and Gender: Single Subjects	40
Table 5.4	September 2004 Results of Special Course Requirements	42
Table 5.5	September 2004 Outcomes of Requests for Revision of Papers	42
Table 5.6	September 2004 Matriculation Certificate Distribution of Grades	43
Table 5.7	Failed / Missing Component/s of Narrowly Failed Candidates in September 2004	43
Table 5.8	September 2004 Matriculation Certificate Distribution of Grades: 1986 Cohort	44
Table 5.9	September 2004 Results for 2003 Narrowly Failed Candidates	44
Table 5.10	Passes in Advanced Level Subjects in 2004	45
Table 5.11	Passes in Intermediate Level Subjects in 2004	47
Table 6.1	Candidates qualified for the Matriculation Certificate 1997-2004	49
Table 6.2	Supplementary Sessions 1997-2004: Changes in Overall Grade	49
Table 6.3	Supplementary Sessions 1997-2004: Details of Changes in Overall Grade	50

LIST OF FIGURES

Figure 1	AM Registration by Gender: Group 1	10
Figure 2	AM Registration by Gender: Group 2	10
Figure 3	AM Registration by Gender: Group 3	11
Figure 4	AM Registration by Gender: Group 4	11
Figure 5	IM Registration by Gender: Group 1	12
Figure 6	IM Registration by Gender: Group 2	12
Figure 7	IM Registration by Gender: Group 3	13
Figure 8	IM Registration by Gender: Group 4	13
Figure 9	Distribution of Grade Points: May 2004	30
Figure 10	Distribution of Grade Points by Gender: May 2004	30

EXECUTIVE SUMMARY

This document reports on the Matriculation Certificate examinations of 2004 as well as the single subjects offered at Advanced Matriculation level in the same year. It gives an overview of the administration aspect of the examinations and then presents the registration and results data of the main session in May and the supplementary session in September. It also presents general statistics from the May and September sessions which have taken place between 1997 - 2004 to indicate the trends that have been developing since the Matriculation Certificate examinations were introduced in the Maltese Islands.

May 2004 Registrations

Matriculation Certificate

Overall, there were 2,233 candidates (976 males and 1,257 females) who registered for the Matriculation Certificate examinations in May 2004. There were 2,102 candidates from Malta (882 males and 1130 females) and 221 candidates from Gozo (94 males and 127 females).

In 2004, the largest proportion of registrations (75.5%) belonged to the 1986 cohort. These are the candidates who turned eighteen in 2004. In total, 32.1% of the infants born in 1986 (N=5,245) registered for the Matriculation Certificate examinations in 2003. In particular, 24.6% of males (N=2,778) and 40.7% of females (N=2,467) born in 1986 registered for these examinations in this year.

In 2004, females outnumbered males in the registrations of the Matriculation Certificate examination. The relative proportions of males and females that made up the total registrations amounted to 43.7% males and 56.3 % females.

The most popular subjects at Advanced level were Pure Mathematics (539 candidates), English (497), Accounting (439), Physics (394) and Biology (354). Subjects with a significantly higher proportion of females included all the languages (with the exception of Russian), Accounting, Biology, Chemistry, Home Economics, Marketing, Philosophy, Religious Knowledge and Sociology. Males predominated in Advanced level Computing, Graphical Communication, Physics and Pure Mathematics.

At Intermediate level, the most popular subject was English, with 1160 candidates. This was followed by Pure Mathematics (586), Philosophy (571), Environmental Science (566) and Religious Knowledge (520). At this level, higher proportions of females were observed in Biology, Chemistry, English, Environmental Science, French, Home Economics, Information Technology, Maltese, Philosophy, Physics, Sociology and Systems of Knowledge. Males only predominated in four subjects at Intermediate level: in Accounting, Applied Mathematics, Computing and Engineering Drawing/Graphical Communication.

In Malta, the largest numbers of registrations came from Mosta (139), Attard (111) and Birkirkara (111). In Gozo, the largest number of registrations came from Victoria (54), followed by Xewkija (29), Nadur (26) and Xaghra (21).

Single Subjects

In 2004, there were 1,178 candidates who registered for Single Subjects at Advanced Matriculation level: 478 males and 700 females. There were 1,099 candidates from Malta (448 males and 651 females) and 79 candidates from Gozo (30 males and 49 females).

The most popular Single Subjects were English (306 candidates) and two of the commercial subjects: Accounting (167 candidates) and Marketing (165 candidates).

May 2004 Results

Matriculation Certificate

At Advanced level, subjects with a relatively high percentage of Grade A results were Religious Knowledge (12.9%), Biology (11.9%), Physics (10.7%) and Marketing (10.4%). Grade A was not awarded in Applied Mathematics, Music and Russian. In this session, Pure Mathematics had the highest failure rate (29.0%). There were significant gender differences in English ($\chi^2=13.85$, $df=4$, $p<0.01$) and Marketing ($\chi^2=11.55$, $df=4$, $p<0.05$). In both subjects, females performed better than males.

At Intermediate level, subjects with a high percentage of Grade A results were Applied Mathematics (24.5%), Information Technology (17.9%), History (13.3%), Home Economics (13.3%), Biology (12.0%), Accounting (11.9%) and Marketing (10.9%). There was a high percentage of failures in Applied Mathematics (30.7%), Pure Mathematics (28.8%), English (24.8%), Sociology (23.3%) and Philosophy (19.6%). There were significant gender differences in Environmental Science ($\chi^2=11.97$, $df = 5$, $p<0.05$) and Maltese ($\chi^2=11.47$, $df = 5$, $p<0.05$). In the former, males performed better whereas in the latter, females performed better.

The May 2004 results showed that 47.6% of the registered candidates (45.0% of males and 49.6% of females) were awarded a pass in the Matriculation Certificate after the main examination session. Overall, 7.3% of the candidates obtained Grade A, 17.2% obtained Grade B and 23.1% obtained Grade C. There were significant differences in the grades obtained by males and females ($\chi^2=9.61$, $df = 3$, $p<0.05$). There were also significantly more females than males who obtained the Matriculation Certificate in this session ($\chi^2 = 4.79$, $df = 1$, $p<0.05$).

Single Subjects

The subjects with relatively high proportions of A-C grades were Accounting, English, German, Italian, Marketing, Maltese, Sociology and Spanish. There was a high percentage of failures in most of the subjects. There was a significant gender difference in Marketing ($\chi^2=19.1$, $df = 4$, $p<0.01$) where females performed better than males.

The overall percentages of requests for revision of papers averaged 8.1% for subjects at Advanced level and 3.9% for subjects at Intermediate level. At Advanced level, there were 19 out of the 475 requests that were upgraded. At Intermediate level, 16 out of the 347 requests resulted in a higher grade.

September 2004 Registrations

In total, 51.5% of the candidates (50.4% of males and 52.4% of females) who sat for the Matriculation Certificate in May 2004 applied for the September session. As expected, the majority of the candidates who applied for the supplementary session had failed in May (75.2%). In addition, 19.8% of the September candidates had already obtained an overall Grade C in May and 3.7% had obtained a Grade B.

September 2004 Results

Overall, 51.3% of the candidates (48.6% of males and 53.3% of females) who sat for the supplementary session managed to obtain a pass in the Matriculation Certificate. Overall, 0.8% obtained Grade A, 8.5% obtained Grade B and 42.0% obtained Grade C. There were 14.2% of the candidates who were classified as Narrowly Failed after this session. There were no significant difference between males and females when considering either pass/fail rates ($\chi^2 = 2.29$, $df = 1$, n.s.) or the distribution of grades ($\chi^2 = 4.89$, $df = 4$, n.s.).

The overall percentages of requests for revision of papers averaged 7.3% for subjects at Advanced level and 5.9% for subjects at Intermediate level. In this session, three grades were upgraded, one at Advanced Level and two at Intermediate level.

Overall Results

In 2004, there were 61.9% of the candidates (1,382 out of 2,233) who obtained the Matriculation Certificate. There were 47.6% (1,063) who qualified in the May session and 14.3% (319) who qualified in the September session.

The analysis of the 1986 cohort shows that 69.3% of the candidates born in that year obtained the Matriculation Certificate in 2004 (1,168 out of 1,686). This means that 22.3% of the infants born in 1986 (1,168 out of 5,245) obtained the obligatory entry requirements for University in 2004. There was a gender imbalance in this figure in favour of females: while 29.0% of females born in 1986 (716 out of 2,467) obtained the Matriculation Certificate in 2004, only 16.2% of males born in the same year (452 out of 2,778) obtained the same qualification.

At Advanced level, when overall passes (Grades A to E) are considered, the range of pass rates in the different subjects varied from over 90% (in Biology, Home Economics and Spanish) to over 50% (in Engineering Drawing).

At Intermediate level, when overall passes (Grades A to E) are considered, the range of pass rates in the different subjects also varied from over 90% (in Arabic, Environmental Science, French, German, History, Information Technology, Maltese and Marketing) to over 50% (in Chemistry and Music).

MATSEC EXAMINATIONS BOARD

MATRICULATION CERTIFICATE 2004

SECTION 1.0: INTRODUCTION

1.1 Background

The Matriculation and Secondary Education Certificate (MATSEC) Board was set up in 1991. It is responsible for external examinations at two levels: (a) the Matriculation Certificate examinations which have replaced the GCE A-levels and (b) the Secondary Education Certificate (SEC) examinations which have replaced the General Certificate of Education Ordinary Level (GCE O-level) offered by English examination boards.

The Matriculation Certificate is based on the Baccalaureate model that maintains that students develop into more mature individuals if their studies cover both the areas of the Humanities and the Sciences. In the Matriculation Certificate examinations, subjects are divided into four groups and students must choose one subject from each of Groups 1, 2 and 3 and any other two subjects. This structure ensures that candidates choose subjects from both the Humanities and the Sciences areas. In addition, all students are obliged to sit for Systems of Knowledge, a pass in which is obligatory in order to be awarded the certificate. In this system of examinations, students study two subjects at Advanced level and another four at Intermediate level, including Systems of Knowledge. Although any of the subjects offered may be chosen, there are some restrictions laid out in the regulations (See Appendix A). The regulations permit candidates to sit for single subjects at Advanced Matriculation level only.

The Matriculation Certificate requirements are intended to provide an opportunity for all students finishing post-secondary school education to obtain external certification for the subjects studied at school. The Matriculation Certificate is the obligatory entry requirement into the University of Malta. However, certain Faculties have special course requirements in terms of the subjects needed for admission and the grades that are acceptable for further studies in particular areas. From this year, students already in possession of the Matriculation Certificate have the opportunity to apply for specific subjects at Advanced and Intermediate levels to fulfil special course requirements.

The main session of the examinations is held in May while the supplementary session is held in September. The regulations of these examinations were first published in 1994, and candidates took the examinations for the first time in 1997. To be awarded the Matriculation Certificate, candidates must obtain a pass in at least one of the subjects offered in each of Groups 1, 2 and 3 and Systems of Knowledge in one session (which includes the supplementary session) and gain at least 44 grade points. Grade points are awarded as follows:

For subjects at Advanced Level:

Grade A = 30 grade points
Grade B = 24 grade points
Grade C = 18 grade points
Grade D = 12 grade points
Grade E = 6 grade points.

For subjects at Intermediate Level:

Grade A = 10 grade points
Grade B = 8 grade points
Grade C = 6 grade points
Grade D = 4 grade points
Grade E = 2 grade points

The Certificate is awarded with an overall grade A, B, or C on the basis of the candidates' performance in the five subjects and in Systems of Knowledge.

Grade A is awarded to candidates who score between 80 and 100 grade points.

Grade B is awarded to candidates who score between 64 and 78 grade points.

Grade C is awarded to candidates who score between 44 and 62 grade points.

Candidates are allowed to resit a maximum of three subjects in the supplementary session as follows: one subject at Advanced level, one subject at Intermediate level and Systems of Knowledge.

Candidates who narrowly fail to obtain the overall Grade C in the supplementary session are awarded a Grade N. These candidates have the option to resit one failed/low graded subject or sit for another subject from the same group and at the same level in the next session of examinations.

Table 1.1 below shows the numbers of candidates who have registered for the Matriculation Certificate examinations during the period 1997 - 2004.

Table 1.1: Registrations for Matriculation Certificate 1997-2004

Year	Males	Females	Total
1997	628	681	1309
1998	756	874	1630
1999	784	937	1721
2000	811	1051	1862
2001	842	1139	1981
2002	869	1149	2018
2003	878	1181	2059
2004	976	1257	2233

Table 1.2 shows the numbers of candidates who have registered for Single Subjects at Advanced Matriculation level during the period 1997– 2004.

Table 1.2: Registrations for Single Subjects 1997-2004

Year	Males	Females	Total
1997	713	760	1473
1998	558	635	1193
1999	610	800	1410
2000	556	671	1227
2001	643	874	1517
2002	586	739	1325
2003	522	733	1255
2004	478	700	1178

The present document reports on the Matriculation Certificate examinations which took place in 2004. It also presents data on the entries for single subjects at Advanced Matriculation level in the same year. The report first gives an overview of the administration aspect of the examinations and then presents the registration and results data of the main session in May and the supplementary session in September. It also presents

general statistics from the May and September sessions which have taken place between 1997- 2004 to indicate the trends that have been developing since the Matriculation Certificate system of examinations was introduced in the Maltese Islands.

1.2 Administrative Information

The regulations of the Matriculation Certificate examinations 2004 are presented in Appendix A.

2004 May Session

The timetable for the May session was issued on 27th October 2003 (a copy is available in Appendix B). Registration for the examinations took place between the 5th and 16th January 2004 (See Appendix C for a copy of the registration forms). Late applications were received on the 28th January 2004. All applications were received at the Examinations Department, Floriana and the Examinations Centre, Victoria, Gozo. They were processed by the Examinations Department, Floriana. There were 2,233 candidates (976 males and 1257 females) who registered for the Matriculation Certificate examinations of May 2004. In addition, there were 1,178 candidates (478 males and 700 females) who registered for single subjects at Advanced Matriculation level.

The examination session took place between the 26th April and the 29th May 2004.

The following subjects were offered for examination:

Accounting,	Applied Mathematics,	Arabic,
Art,	Biology,	Chemistry,
Computing,	Economics,	Engineering Drawing**,
Engineering Drawing/Graphical Communication*,	French,	English,
Environmental Science*,	Graphical Communication**,	Geography,
German,	Home Economics,	Greek,
History,	Latin,	Information Technology,
Italian,	Music,	Maltese,
Marketing,	Pure Mathematics,	Philosophy,
Physics,	Sociology,	Religious Knowledge,
Russian,		Spanish,
Systems of Knowledge*.		

* Offered at Intermediate Level only.

** Offered at Advanced Level only.

These subjects were grouped as follows:

Group 1:

Arabic, English, French, German, Greek, Italian, Latin, Maltese, Russian and Spanish.

Group 2:

Accounting, Economics, Geography, History, Marketing, Philosophy, Religious Knowledge and Sociology.

Group 3:

Applied Mathematics, Biology, Chemistry, Environmental Science, Physics, and Pure Mathematics.

Group 4:

Art, Computing, Engineering Drawing, Engineering Drawing/Graphical Communication, Graphical Communication, Home Economics, Information Technology, Music. Systems of Knowledge.

The results of these examinations were published on the 14th July 2004.

Registration for the service of a Revision of Papers took place between the 27th July and 30th July 2004 at the Gateway Building, University of Malta. (See Appendix D for a copy of the form).

2004 September Session

The timetable for the September session was issued on the 14th July 2004 (see Appendix B).

Registration for the examinations took place between the 27th July and 30th July 2004. Late applications were received on the 5th and 6th August 2004.

All applications were received and processed by the MATSEC Support Unit, University of Malta. There were 1,151 candidates who registered for the Matriculation Certificate examinations (492 males and 659 females) and 268 candidates who registered for single subjects at Advanced Matriculation level (115 males and 153 females) for the supplementary session.

The examinations were held between the 1st and 6th September 2004.

All the subjects offered for examination in the May session were offered in the September session.

The results of these examinations were published on the 28th September 2004.

Registration for the service of a Revision of Papers took place on the 5th October 2004 at the MATSEC Support Unit, University of Malta.

1.3 Requests for Special Arrangements

Requests for Special Arrangements during MATSEC examinations were received during the period of registration. Candidates needed to fill in a special form (see Appendix E for a copy of the form). This year, there were 17 registrations for special arrangements.

1.4 Registrations for Special Course Requirements

Registrations for Special Course Requirements were introduced in 2004 for students who had already obtained the Matriculation Certificate in 2003 but needed to satisfy the special requirements for courses at the University. Their applications were received during the period of registration. This year, there were 50 registrations for the main session in May and 9 registrations for the supplementary session in September.

1.5 The Examination Centres

In Malta, the administration of the examinations in the different centres was the responsibility of the Examinations Department, Floriana.

In Gozo, the administration of the examinations in the different centres was the responsibility of the Examinations Centre, Victoria.

In 2004, the following examination centres were used in Malta:

May 2004

Name of Centre	Capacity
Maria Regina Girls' Junior Lyceum, Blata l-Bajda	525
St. Theresa Girls' Junior Lyceum, Mrieħel	300
St. Aloysius College, B'Kara	753
Junior College, Msida	455
Biagio Centre, Valletta	220
St Elmo Centre, Valletta	522

The services of 7 supervisors and 114 invigilators were used.

September 2004

Name of Centre	Capacity
Maria Regina Girls' Junior Lyceum, Blata l-Bajda	525
St. Aloysius College, B'Kara	638
St Elmo Centre, Valletta	522

The services of 3 supervisors and 60 invigilators were used.

In Gozo, the following two examination centres were used in 2004:

Name of Centre	Capacity
Examinations Centre, Victoria	150
Sir M.A. Refalo Post-Secondary School, Victoria	450

In May 2004, the services of 2 supervisors and 40 invigilators were used whereas in September 2004, the services of 2 supervisors and 16 invigilators were used.

1.6 Oral Examinations

Tables 1.3 and 1.4 show the dates of the oral examinations at Advanced and Intermediate levels.

Table 1.3: Oral Examinations – Advanced Level

Subject	Dates
French	29 th April
German	4 th May
Italian	10 th & 11 th May
Russian	4 th May
Spanish	4 th May

Table 1.4: Oral Examinations – Intermediate Level

Subject	Dates
Arabic	15 th May
English	24 th April, 27 th May
French	12 th May
German	18 th May
Italian	5 th , 17 th May
Maltese	27 th April, 24 th May
Spanish	25 th May

In Malta, the oral examinations were held at St Aloysius College, B’Kara and the Junior College, Msida. In Gozo, the examinations were held at the Examinations Centre, Victoria.

Teachers were recruited for the oral examinations on the basis of the recommendation of the Chairperson of the respective subjects.

Tables 1.5 and 1.6 show the numbers of examiners involved in the different subjects at the two levels.

Table 1.5: Examiners used for Orals of Advanced Level Examinations

Subject	Malta	Gozo	Total
French	8	1	9
German	3	1	4
Italian	9	2	11
Russian	1	-	1
Spanish	3	1	4
Total	24	5	29

Table 1.6: Examiners used for Orals of Intermediate Level Examinations

Subject	Malta	Gozo	Total
Arabic	1	-	1
English	18	6	24
French	8	1	9
German	2	1	3
Italian	9	1	10
Maltese	10	4	14
Spanish	1	-	1
Total	49	13	62

1.7 Coursework

There were five subjects at Advanced Level with coursework in May 2004. These were: Art, Computing, Geography, Home Economics, Information Technology.

There were five subjects at Intermediate Level with coursework in May 2004. These were: Art, Computing, Geography, Information Technology and Systems of Knowledge.

The coursework of the private candidates was to be submitted to the Examinations Department, Floriana and the Examinations Centre, Victoria, Gozo by the 12th March 2004.

It is important to note that candidates could be called for an interview in relation to the work presented for the coursework component of the subjects under consideration.

1.8 Practical Examinations

Practical examinations at Advanced Level were held in the following subjects: Art, Biology, Chemistry, Music and Physics. Table 1.7 shows the dates of these examinations:

Table 1.7: Practical Examinations – Advanced Level

Subject	Dates
Art	29 th May
Biology	8 th , 9 th 10 th June
Chemistry	28 th May, 4 th & 11 th June
Info. Tech.	25 th May
Music	27 th & 29 th April
Physics	31 st May, 1 st June

In Malta, the practical examinations for Biology, Chemistry and Physics were held at the University laboratories. In Gozo, they were held at the laboratories of Sir M.A. Refalo Post-Secondary School, Victoria.

In May 2004 the Music practical examination was held at the Music Studies Room, Mediterranean Institute, University of Malta and at the Ministry for Gozo, Victoria, Gozo.

1.9 Revision of Papers

Candidates who are not satisfied with the grade awarded to them in any subject may register for the service of a Revision of Papers. Information about the registration period for this service is posted to the candidates with their result slip. For each subject, an additional examiner is appointed to review the papers of the candidates who ask for a Revision of Papers. A brief report on the performance of the candidate is written in each case. This is forwarded to the candidate. A fee of Lm15 per subject is paid on registration. This fee is refundable in cases where the Board of Examiners recommends a change in the original grade. In the May 2004 session, there were 475 requests for Revision of Papers at Advanced Level and 347 at Intermediate Level. In the September 2004, session, there were 78 requests for Revision of Papers at Advanced Level and 64 at Intermediate Level.

1.10 Examiners' Reports

For each subject, the Chairperson is required to write an Examiners' Report on the performance of the candidates on the examination. The information for this report is usually compiled from the different markers involved in the process. This report provides statistical data on the grades awarded and gives detailed feedback on the performance of the candidates. These reports, complemented with copies of the respective examination papers, were published in December 2004. They were circulated to all post-secondary schools and to the University Library as well as the Public Libraries in Malta and Gozo.

SECTION 2.0: MAY 2004 REGISTRATIONS

Table 2.1 presents the numbers of candidates who registered in May 2004 for the Matriculation Certificate by year of birth and gender.

**Table 2.1: 2004 Matriculation Certificate Registrations
by Year of Birth and Gender**

Year	Males	Females	Total
Pre-1983	9	8	17
1983	19	9	28
1984	57	35	92
1985	208	197	405
1986	682	1004	1686
1987	1	4	5
Total	976	1257	2233

In total, there were 2,233 candidates in May 2004: 976 males and 1,257 females. There were 2,012 candidates from Malta (882 males and 1,130 females) and 221 candidates from Gozo (94 males and 127 females).

The largest number of registrations (75.5%) belonged to the 1986 cohort. This is the cohort that turned eighteen in 2004. There were 5,245 infants born in 1986 (2,778 males and 2,467 females) in the Maltese Islands. This means that 32.1% of the infants born in 1986 (24.6% of males and 40.7% of females) registered for the Matriculation Certificate examinations in 2004.

Table 2.2 presents the numbers of candidates who registered in May 2004 for single subjects at Advanced Matriculation level by year of birth and gender.

**Table 2.2: 2004 Single Subjects Registrations
by Year of Birth and Gender**

Year	Males	Females	Total
Pre-1983	181	278	459
1983	34	52	86
1984	62	86	148
1985	89	130	219
1986	67	102	169
1987	44	52	96
1988	1	0	1
Total	478	700	1178

Table 2.2 shows that there were 1,178 candidates who registered for single subjects at Advanced Matriculation level in 2004: 478 males and 700 females. There were 1,099 candidates from Malta (448 males and 651 females) and 79 candidates from Gozo (30 males and 49 females).

The largest category of registrations for single subjects belonged to the pre-1983 cohort (39.0%). These candidates were over 21 years old when they applied for these examinations. The second and third largest categories of registrations came from the 19-year-olds (18.6%) and the 18-year-olds (14.3%).

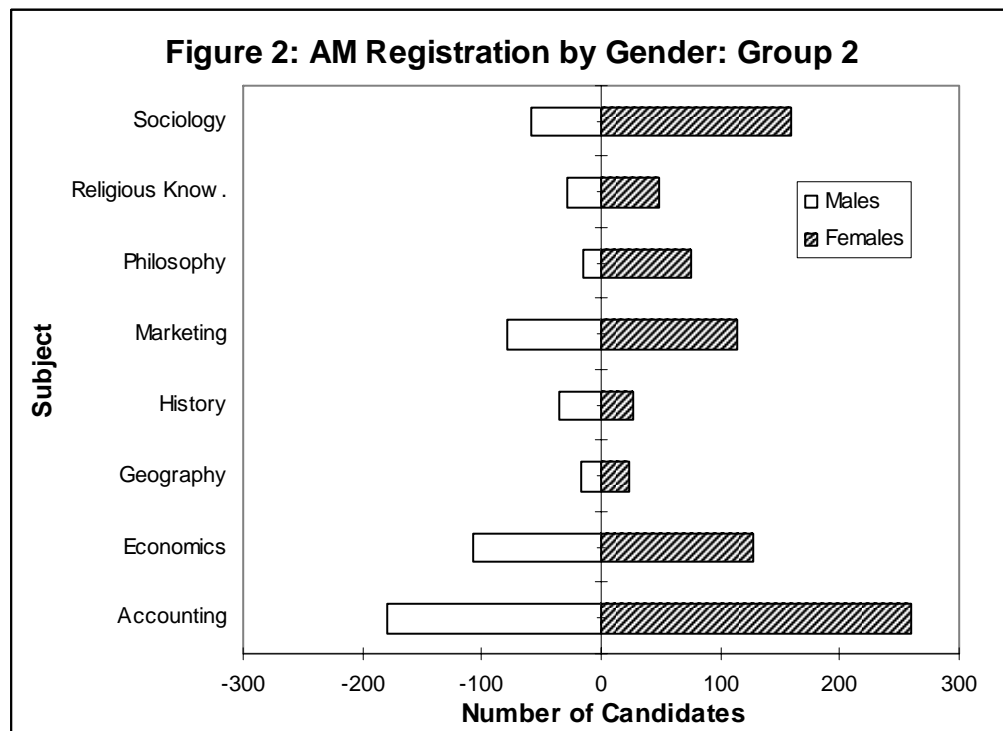
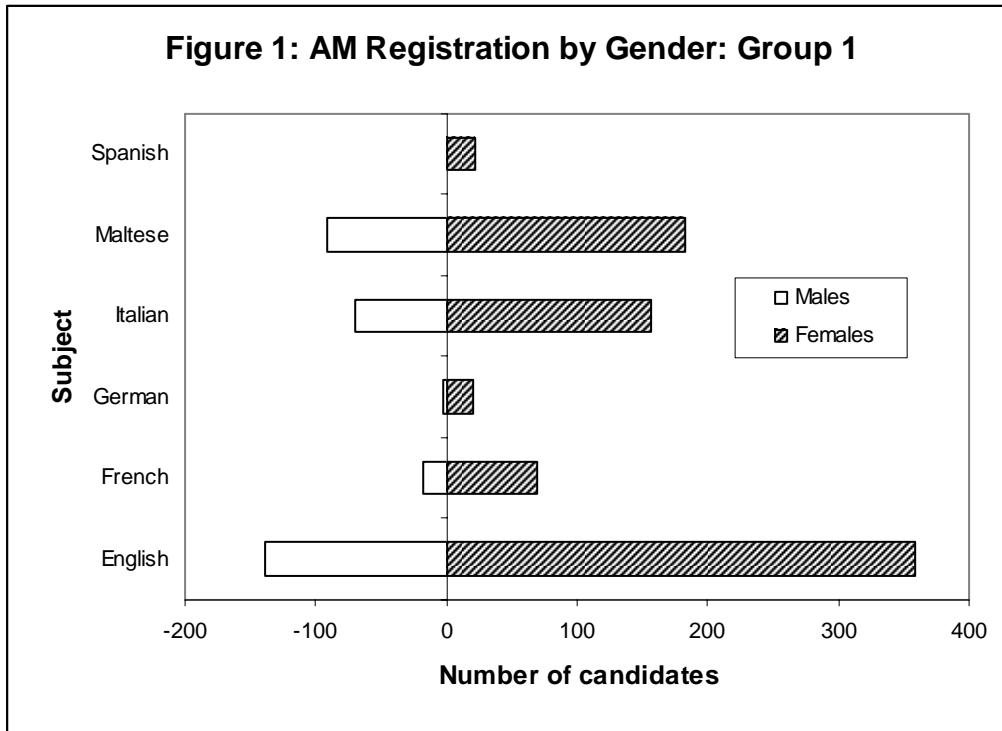
Tables 2.1 and 2.2 show that females outnumbered males in the registrations of both the Matriculation Certificate and the Single Subjects Advanced Matriculation examinations. In both cases, the relative proportions of males and females that made up the total registrations were higher for females (56.3% females versus 43.7% males for the Matriculation Certificate and 59.4% females versus 40.6% males for the Single Subjects).

Table 2.3 below provides information on the numbers of candidates, males and females, who applied for the Matriculation Certificate examinations at Advanced and Intermediate levels in the different subjects.

Table 2.3: May 2004 Matriculation Certificate Registrations by Subject and Gender

Subjects	Advanced Level			Intermediate Level		
	Males	Females	Total	Males	Females	Total
Accounting	180	259	439	85	49	134
Arabic	0	0	0	0	1	1
Applied Mathematics	4	1	5	87	27	114
Art	27	38	65	20	24	44
Biology	120	234	354	33	134	167
Chemistry	111	180	291	2	14	16
Computing	142	44	186	98	44	142
Economics	107	127	234	52	56	108
Engineering Drawing	5	0	5	-	-	-
Engineering/Graphical	0	0	0	73	20	93
English	139	358	497	515	645	1160
Environmental Science	-	-	-	197	369	566
French	18	69	87	30	59	89
Geography	17	24	41	31	37	68
German	3	20	23	18	18	36
Graphical Communication	10	1	11	-	-	-
History	35	27	62	34	26	60
Home Economics	7	58	65	8	22	30
Information Technology	39	24	63	152	205	357
Italian	70	156	226	157	143	300
Maltese	91	183	274	237	396	633
Marketing	78	114	192	79	77	156
Music	2	3	5	0	2	2
Philosophy	15	75	90	235	336	571
Physics	276	118	394	182	246	428
Pure Mathematics	367	172	539	236	350	586
Religious Knowledge	29	48	77	257	263	520
Russian	1	0	1	0	0	0
Sociology	59	159	218	107	202	309
Spanish	0	22	22	3	6	9
Systems of Knowledge	-	-	-	976	1257	2233

Figures 1-4 and 5-8 present the numbers of male and female registrations per subject at Advanced and Intermediate levels. Please note that in these figures, AM refers to Advanced level subjects and IM refers to Intermediate level subjects.



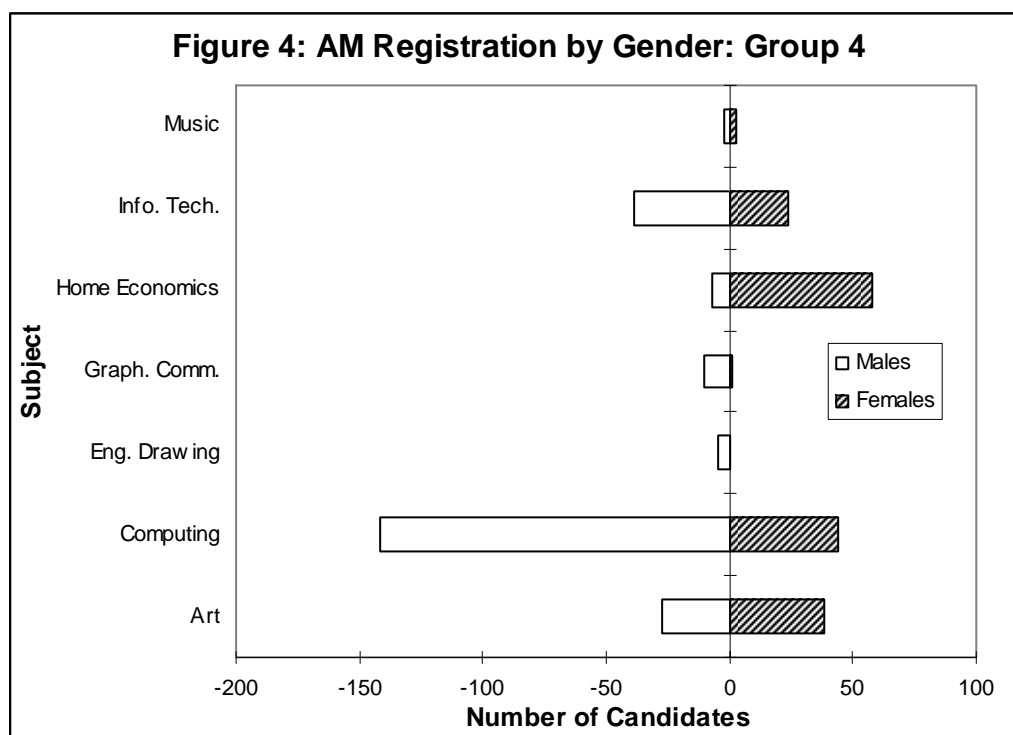
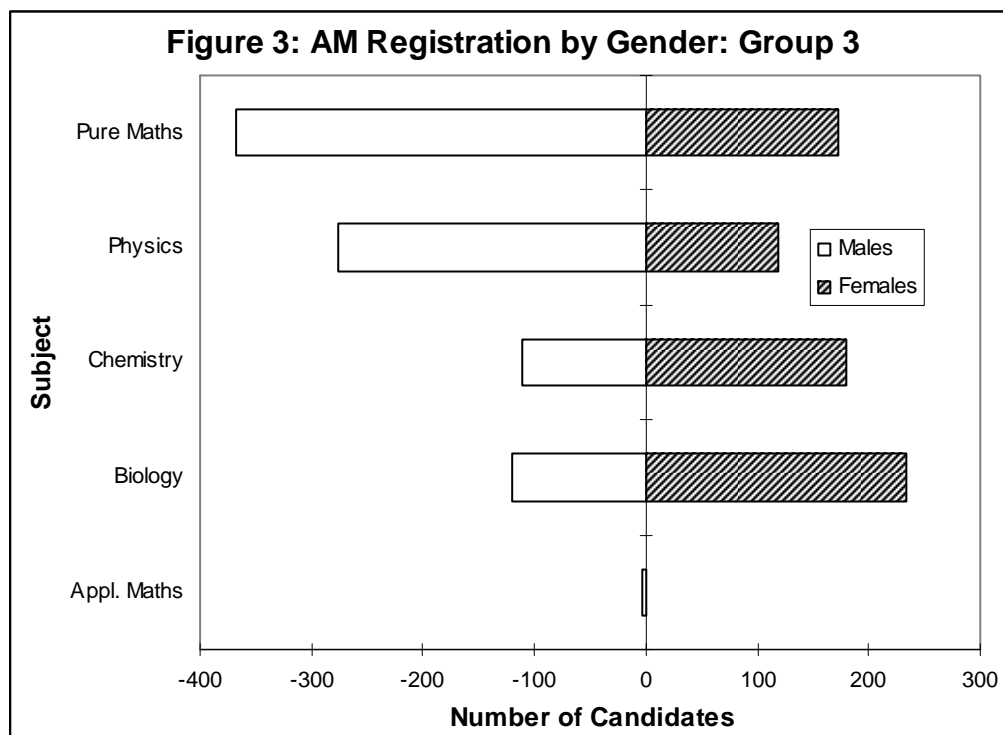


Figure 5: IM Registrations by Gender: Group 1

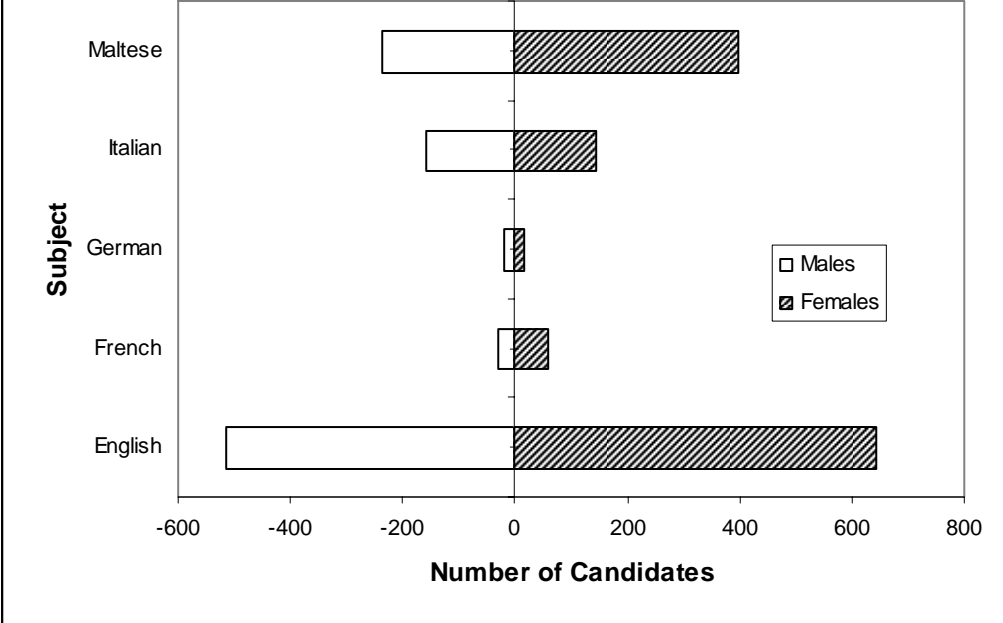
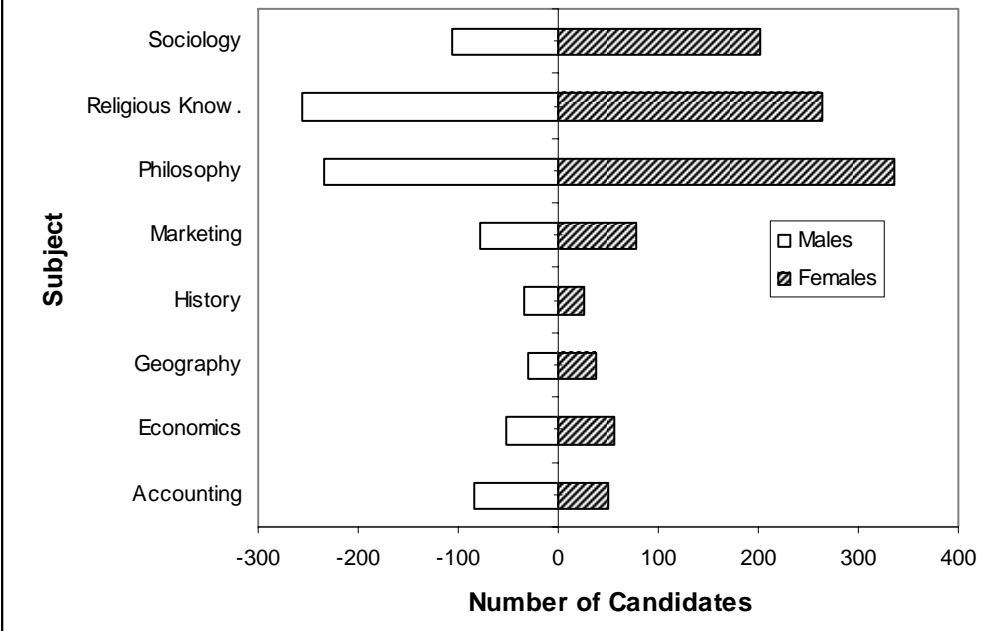
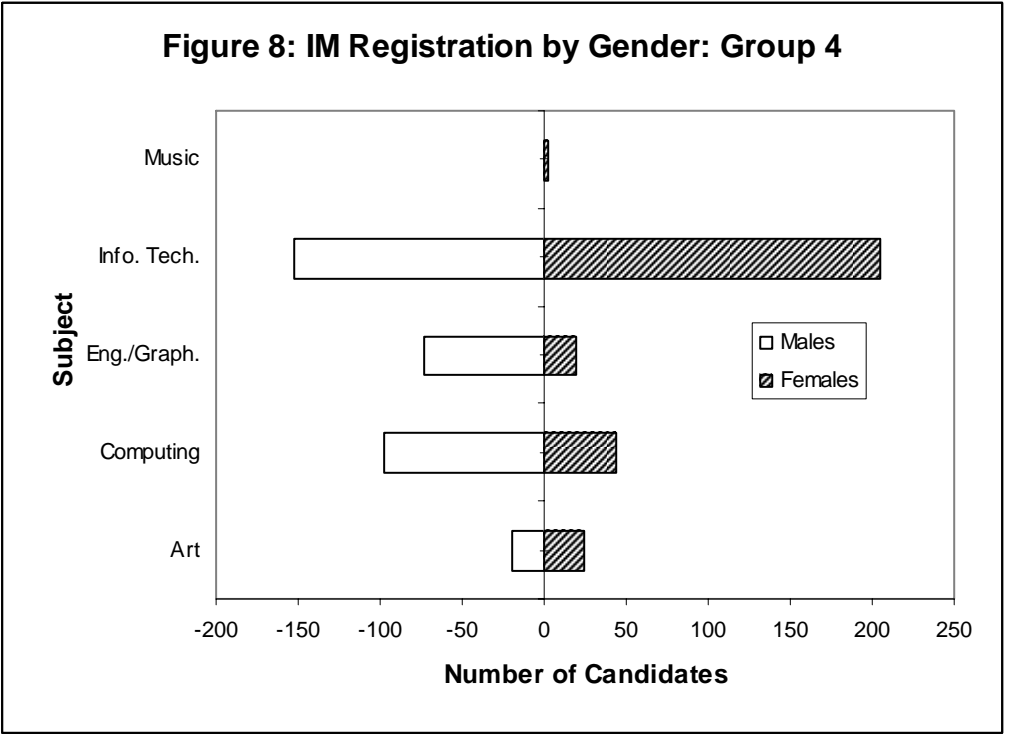
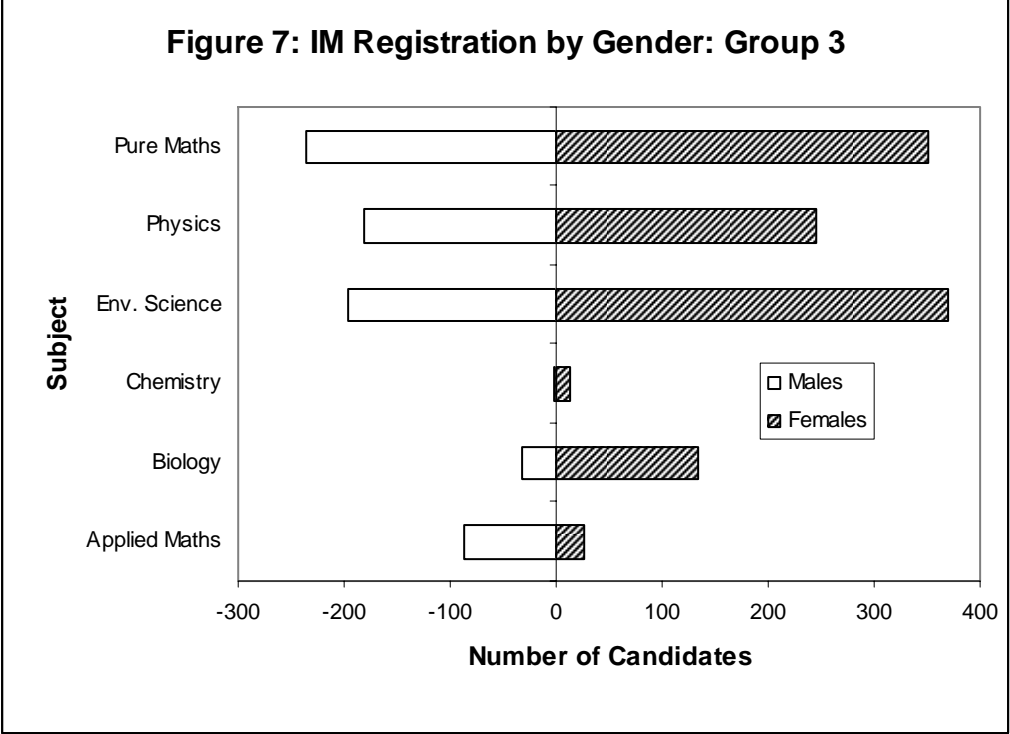


Figure 6: IM Registration by Gender: Group 2





In the Matriculation Certificate, the five most popular subjects at Advanced level were Pure Mathematics (539 candidates), English (497), Accounting (439), Physics (394) and Biology (354). At Intermediate level, the most popular subject was English (1160 candidates). This was followed by Pure Mathematics (586), Philosophy (571), Environmental Science (566) and Religious Knowledge (520).

At Advanced level, subjects with a significantly higher proportion of females included all the languages (with the exception of Russian), Accounting, Biology, Chemistry, Home Economics, Marketing, Philosophy, Religious Knowledge and Sociology. Males predominated in Advanced level Computing, Graphical Communication, Physics and Pure Mathematics.

At Intermediate level, a higher proportion of females was observed in Biology, Chemistry, English, Environmental Science, French, Home Economics, Information Technology, Maltese, Philosophy, Physics, Sociology and Systems of Knowledge. It is interesting to note that more males than females tended to study Pure Mathematics at Advanced level, while more females than males tended to study this subjects at Intermediate level. Males only predominated in four subjects at Intermediate level: in Accounting, Applied Mathematics, Computing and Engineering Drawing/Graphical Communication.

In 2003, there were 128 candidates (62 males and 66 females) who were classified as Narrowly Failed (N). There were 101 of these (49 males and 52 females) who re-applied in 2004. As explained in Section 1.1, these candidates had the option to resit one failed/low graded subject or sit for another subject from the same group at the same level in May 2004. These candidates are followed through as a subgroup of the Matriculation Certificate examinations in the different sections of this report.

Table 2.4 below provides information on the numbers of candidates, males and females, who applied for single subjects at Advanced Matriculation level in the different subjects. Systems of Knowledge was the only subject that was offered as a single subject at Intermediate level. The registration numbers show that in 2004, the most popular single subjects were English (306 candidates) and two commercial subjects: Accounting (167 candidates) and Marketing (165 candidates).

This year there were 17 candidates who made requests for special arrangements at this level. Table 2.5 shows the presenting conditions of these candidates. It is important to point out that applications by candidates with special needs were processed by the Special Needs Committee of the University of Malta. This committee decides on appropriate arrangements to enable these candidates to take the examinations. In general, special arrangements included extra time, rest periods, large print, the provision of amanuenses as well as special instructions to examiners of oral components, invigilators and markers.

Table 2.4: May 2004 Single Subjects Registrations by Subject and Gender

Subjects	Advanced Level		
	Males	Females	Total
Accounting	59	108	167
Applied Mathematics	2	1	3
Arabic	0	0	0
Art	12	23	35
Biology	6	12	18
Chemistry	5	11	16
Computing	56	14	70
Economics	36	38	74
Engineering Drawing	0	1	1
English	83	223	306
French	3	15	18
Geography	1	3	4
German	7	9	16
Graphical Communication	8	1	9
History	8	5	13
Home Economics	1	11	12
Information Technology	13	2	15
Italian	24	66	90
Maltese	42	53	95
Marketing	77	88	165
Music	0	1	1
Philosophy	13	15	28
Physics	48	10	58
Pure Mathematics	52	23	75
Religious Knowledge	26	35	61
Russian	4	1	5
Sociology	13	34	47
Spanish	5	19	24
	Intermediate Level		
	Males	Females	Total
Systems of Knowledge	2	0	2

Table 2.5: May 2004 Registration of Requests for Special Arrangements by Presenting Condition

Condition	Candidates
Hearing Impairment	1
Specific Learning Difficulty/Dyslexia	6
Mobility	1
Visual Impairment	2
Emotional Behaviour Disorder	2
Hand Injury/Handwriting	2
Others	3
Total	17

Table 2.6 below shows that candidates who made requests for special arrangements registered for a variety of subjects at Advanced and Intermediate levels.

Table 2.6: May 2004 Registrations of Requests for Special Arrangements by Subject

Subject	Advanced	Intermediate
Accounting	2	1
Art	-	1
Biology	2	1
Chemistry	2	-
Computing	3	1
Economics	1	-
Eng Drawing & Graph. Comm.	-	1
English	4	6
Environmental Science	-	1
French	2	-
Graphical Comm.	1	-
Information Technology	-	1
Italian	-	3
Maltese	-	2
Marketing	1	2
Philosophy	-	5
Physics	5	3
Pure Mathematics	4	3
Religious Knowledge	-	2
Sociology	2	-
Spanish	1	-
Systems of Knowledge	-	11

Table 2.7 below shows the subjects that candidates registered for at Advanced and Intermediate levels for special course requirements (N=50).

Table 2.7: May 2004 Registrations for Special Course Requirements

Subject	Advanced	Intermediate
Accounting	1	1
Biology	25	6
Chemistry	26	0
Computing	1	1
Economics	2	1
English	2	15
Environmental Science	-	1
French	0	1
Information Technology	0	1
Maltese	0	7
Marketing	0	2
Philosophy	0	6
Physics	1	18
Pure Mathematics	0	4
Religious Knowledge	0	6
Sociology	0	1

Tables 2.8 and 2.9 below show the number of candidates who registered for the Matriculation Certificate examinations from the different localities in Malta and Gozo.

Table 2.8: May 2004 Registrations of Matriculation Certificate Candidates by Locality in Malta (Page 1 of 2)

Locality - Malta	Males	Females	Total
Attard	62	49	111
Bahar ic-Caghaq	3	2	5
Bahrija	1	1	2
Balzan	17	18	35
Birgu	2	1	3
Birkirkara	50	61	111
Birzebbuga	10	23	33
Blata l-Bajda	0	1	1
Bormla	1	3	4
Bugibba	7	6	13
Burmarrad	3	3	6
Dingli	8	2	10
Fgura	30	25	55
Fleur-de-Lys	0	4	4
Floriana	1	8	9
Gharghur	2	6	8
Ghaxaq	9	9	18
Gudja	5	18	23
Gzira	17	7	24
G'Mangia	2	5	7
Hamrun	8	15	23
Ibragg	6	7	13
Iklin	16	20	36
Isla	4	5	9
Kalkara	4	3	7
Kappara	3	8	11
Kirkop	5	6	11
Lija	12	15	27
Luqa	14	18	32
Madliena	6	11	17
Manikata	0	3	3
Marsa	6	4	10
Marsascala	21	21	42
Marsaxlokk	12	14	26
Mdina	1	1	2
Mellieha	12	32	44
Mgarr	6	8	14
Mosta	54	85	139
Mqabba	5	12	17
Mriehel	1	1	2
Msida	7	11	18
Mtarfa	2	4	6
Naxxar	29	45	74
Paola	18	14	32
Pembroke	8	8	16
Pieta	5	1	6
Qawra	2	6	8

**Table 2.8: Registrations of Matriculation Certificate
Candidates by Locality in Malta (Page 2 of 2)**

Locality - Malta	Males	Females	Total
Qormi	25	55	80
Qrendi	3	14	17
Rabat	18	38	56
Safi	5	11	16
San Giljan	21	19	40
San Gwann	44	31	75
San Pawl il-Bahar	10	11	21
San Pawl tat-Targa	6	6	12
Santa Lucia	7	8	15
Santa Venera	16	18	34
Siggiewi	24	42	66
Sliema	35	38	73
St. Andrews	2	2	4
Swatar	1	0	1
Swieqi	25	19	44
Ta' Xbiex	7	3	10
Tarxien	21	23	44
Valletta	4	3	7
Xemxija	0	2	2
Xghajra	0	4	4
Zabbar	32	38	70
Zebbug	27	44	71
Zejtun	25	34	59
Zurrieq	27	37	64
Total	882	1130	2012

**Table 2.9: Registrations of Matriculation Certificate
Candidates by Locality in Gozo**

Locality - Gozo	Males	Females	Total
Fontana	3	5	8
Ghajnsielem	5	11	17
Gharb	1	4	5
Ghasri	2	0	2
Kercem	5	4	9
Marsalforn	2	1	3
Munxar	3	9	12
Nadur	7	19	26
Qala	6	5	11
San Lawrenz	3	1	4
Sannat	5	8	13
Santa Lucija	1	0	1
Victoria	25	29	54
Xaghra	6	15	21
Xewkija	17	12	29
Zebbug	3	4	7
Total	94	127	221

In Malta, the largest registrations came from Mosta (139), Attard (111) and Birkirkara (111). In Gozo, the largest number of registrations came from Victoria (54). This was followed by Xewkija (29), Nadur (26) and Xaghra (21).

Table 2.10 below shows the numbers of candidates who registered for a revision of papers after the May 2004 results were issued.

Table 2.10: May 2004 Registrations for Revision of Papers

Subjects	Advanced*			Intermediate		
	Reg.	Requests	%	Reg.	Requests	%
Accounting	606	31	5.1	134	2	1.5
Applied Maths	8	0	0.0	114	6	5.3
Arabic	0	0	0	1	0	0.0
Art	100	14	14.0	44	2	4.5
Biology	372	59	15.9	167	11	6.6
Chemistry	307	46	15.0	16	2	12.5
Computing	256	8	3.1	142	5	3.5
Economics	308	20	6.5	108	10	9.3
Engineering Drawing	6	1	16.7	-	-	-
Eng. Drawing & Graph. Comm.	-	-	-	93	3	3.2
English	803	127	15.8	1160	89	7.7
Environmental Science	-	-	-	566	8	1.4
French	105	3	2.9	89	2	2.2
Geography	45	8	17.8	68	1	1.5
German	39	3	7.7	36	0	0.0
Graphical Communication	20	0	0.0	-	-	-
History	75	0	0.0	60	1	1.7
Home Economics	77	1	1.3	30	0	0.0
Information Technology	78	4	5.1	357	3	0.8
Italian	316	29	9.2	300	12	4.0
Maltese	369	15	4.1	633	9	1.4
Marketing	357	7	2.0	156	3	1.9
Music	6	2	33.3	2	1	50.0
Philosophy	118	7	5.9	571	18	3.2
Physics	452	23	5.1	428	15	3.5
Pure Mathematics	614	36	5.9	586	16	2.7
Religious Knowledge	138	4	2.9	520	26	5.0
Russian	6	0	0.0	0	0	0.0
Sociology	265	25	9.4	309	23	7.4
Spanish	46	2	4.3	9	0	0.0
Systems of Knowledge	-	-	-	2233	79	3.5
Total	5892	475	8.1	8932	347	3.9

* At Advanced level, the number of registrations and requests for revision of papers for the Matriculation Certificate and Single Subjects are combined.

Table 2.10 shows that the overall percentage of requests for a revision of papers was higher for subjects at Advanced level compared to the Intermediate level (8.1% and 3.9% respectively). Data relating to the outcome of these requests are presented in the following section.

SECTION 3.0: MAY 2004 RESULTS

The following tables present the May 2004 results.

Table 3.1 and 3.2 present the Advanced and Intermediate level results by gender obtained in the different subjects studied as part of the Matriculation Certificate. Table 3.3 presents the results of the Single Subjects studied at Advanced level.

Table 3.1 shows that at Advanced level, subjects with a high percentage of Grade A results were Religious Knowledge (with 12.9% getting a Grade A), Biology (11.9%), Physics (10.7%) and Marketing (10.4%). In May 2004, Grade A was not awarded in Applied Mathematics, Music and Russian. In this session, Pure Mathematics had the highest failure rate 33.2%). There were significant gender differences in English ($\chi^2=13.85$, $df=4$, $p<0.01$) and Marketing ($\chi^2=11.55$, $df=4$, $p<0.05$). In both subjects, females performed better than males.

Table 3.2 shows that at Intermediate level, subjects with a high percentage of Grade A results were Applied Mathematics (with 24.5% getting a Grade A), Information Technology (17.9%), History (13.3%), Home Economics (13.3%), Biology (12.0%), Accounting 11.9%), and Marketing (10.9%). There was a high percentage of failures in Applied Mathematics (30.7%), Pure Mathematics (28.8%), English (24.8%), Sociology (23.3%) and Philosophy (19.6%). There were significant gender differences in Environmental Science ($\chi^2=11.97$, $df=5$, $p<0.05$) and Maltese ($\chi^2=11.47$, $df=5$, $p<0.05$). In the former, males performed better whereas in the latter, females performed better.

Table 3.3 shows the range of grades obtained by the candidates who applied for Single Subjects at Advanced level. The subjects with relatively high proportions of A-C grades were Spanish (79.2%), German (50.0%), Marketing (42.0%), Maltese (40.0%), Italian (35.6%), Sociology (29.8%), English (24.8%) and Accounting (24.5%). In this session, high rate of failure was observed in most of the subjects. There was a significant gender difference in Marketing ($\chi^2=19.1$, $df=4$, $p<0.01$) where females performed better than males.

**Table 3.1: May 2004 Advanced Level Results by Subject and Gender:
Matriculation Certificate (page 1 of 2)**

Subjects	A	B	C	D	E	F	Abs	Total
Accounting	37	81	132	61	52	72	4	439
Males	14	34	55	28	24	23	2	180
Females	23	47	77	33	28	49	2	259
Applied Maths	0	0	0	2	0	2	1	5
Males	0	0	0	1	0	2	1	4
Females	0	0	0	1	0	0	0	1
Art	1	4	29	15	7	7	2	65
Males	1	0	14	3	3	6	0	27
Females	0	4	15	12	4	1	2	38
Biology	42	81	90	63	47	28	3	354
Males	16	18	31	27	16	11	1	120
Females	26	63	59	36	31	17	2	234
Chemistry	23	38	73	40	45	67	5	291
Males	10	13	25	16	15	30	2	111
Females	13	25	48	24	30	37	3	180
Computing	13	40	66	35	16	14	2	186
Males	11	28	52	27	14	8	2	142
Females	2	12	14	8	2	6	0	44
Economics	5	34	71	67	24	29	4	234
Males	4	18	33	31	10	10	1	107
Females	1	16	38	36	14	19	3	127
Eng. Drawing	1	0	0	1	0	3	0	5
Males	1	0	0	1	0	3	0	5
Females	0	0	0	0	0	0	0	0
English	7	14	114	122	127	113	0	497
Males	1	2	23	28	43	42	0	139
Females	6	12	91	94	84	71	0	358
French	7	13	26	18	17	5	1	87
Males	2	0	4	4	4	4	0	18
Females	5	13	22	14	13	1	1	69
Geography	3	14	8	9	4	3	0	41
Males	2	4	5	3	2	1	0	17
Females	1	10	3	6	2	2	0	24
German	4	6	4	5	0	4	0	23
Males	0	1	1	0	0	1	0	3
Females	4	5	3	5	0	3	0	20
Graphical Comm.	3	1	2	3	2	0	0	11
Males	3	1	2	2	2	0	0	10
Females	0	0	0	1	0	0	0	1

**Table 3.1: May 2004 Advanced Level Results by Subject and Gender:
Matriculation Certificate (page 2 of 2)**

Subjects	A	B	C	D	E	F	Abs	Total
History	8	6	26	11	3	6	2	62
Males	6	4	16	4	2	3	0	35
Females	2	2	10	7	1	3	2	27
Home Economics	3	14	29	14	1	4	0	65
Males	0	0	5	1	1	0	0	7
Females	3	14	24	13	0	4	0	58
Inf. Technology	3	6	19	17	12	6	0	63
Males	1	5	11	10	8	4	0	39
Females	2	1	8	7	4	2	0	24
Italian	8	33	76	26	31	52	0	226
Males	1	10	28	6	12	13	0	70
Females	7	23	48	20	19	39	0	156
Maltese	13	51	119	32	37	18	4	274
Males	6	12	39	9	15	9	1	91
Females	7	39	80	23	22	9	3	183
Marketing	20	51	83	19	13	6	0	192
Males	9	12	35	12	6	4	0	78
Females	11	39	48	7	7	2	0	114
Music	0	0	1	2	2	0	0	5
Males	0	0	1	1	0	0	0	2
Females	0	0	0	1	2	0	0	3
Philosophy	7	15	33	13	11	9	2	90
Males	0	5	7	1	2	0	0	15
Females	7	10	26	12	9	9	2	75
Physics	42	80	100	77	39	50	6	394
Males	32	54	69	55	29	35	2	276
Females	10	26	31	22	10	15	4	118
Pure Mathematics	39	68	104	70	66	179	13	539
Males	26	41	62	50	48	131	9	367
Females	13	27	42	20	18	48	4	172
Religious Know.	10	31	23	8	4	0	1	77
Males	5	12	8	3	1	0	0	29
Females	5	19	15	5	3	0	1	48
Russian	0	0	0	0	0	0	1	1
Males	0	0	0	0	0	0	1	1
Females	0	0	0	0	0	0	0	0
Sociology	3	29	53	53	48	30	2	218
Males	0	8	10	17	12	12	0	59
Females	3	21	43	36	36	18	2	159
Spanish	3	6	5	5	3	0	0	22
Males	0	0	0	0	0	0	0	0
Females	3	6	5	5	3	0	0	22

**Table 3.2: May 2004 Intermediate Level Results by Subject and Gender:
Matriculation Certificate (page 1 of 2)**

Subjects	A	B	C	D	E	F	Abs	Total
Accounting	16	23	25	22	21	22	5	134
Males	8	13	15	16	12	17	4	85
Females	8	10	10	6	9	5	1	49
Applied Mathematics	12	18	21	15	12	35	1	114
Males	9	13	16	10	10	29	0	87
Females	3	5	5	5	2	6	1	27
Arabic	0	0	0	0	0	0	1	1
Males	0	0	0	0	0	0	0	0
Females	0	0	0	0	0	0	1	1
Art	1	3	25	10	2	3	0	44
Males	1	2	10	4	0	3	0	20
Females	0	1	15	6	2	0	0	24
Biology	20	35	38	18	22	30	4	167
Males	4	6	6	7	6	4	0	33
Females	16	29	32	11	16	26	4	134
Chemistry	1	1	3	1	3	7	0	16
Males	0	0	0	0	1	1	0	2
Females	1	1	3	1	2	6	0	14
Computing	7	24	38	31	18	24	0	142
Males	6	19	25	23	13	12	0	98
Females	1	5	13	8	5	12	0	44
Economics	1	11	25	37	12	20	2	108
Males	0	7	10	20	8	5	2	52
Females	1	4	15	17	4	15	0	56
Engineering/Graphical	0	3	5	14	22	49	0	93
Males	0	3	3	9	18	40	0	73
Females	0	0	2	5	4	9	0	20
English	19	95	270	237	242	288	9	1160
Males	10	38	117	113	112	121	4	515
Females	9	57	153	124	130	167	5	645
Environmental Science	38	61	212	91	103	51	10	566
Males	16	19	86	29	32	9	6	197
Females	22	42	126	62	71	42	4	369
French	7	8	22	25	18	8	1	89
Males	3	4	4	10	6	3	0	30
Females	4	4	18	15	12	5	1	59
Geography	2	6	17	17	10	12	4	68
Males	2	3	8	6	6	4	2	31
Females	0	3	9	11	4	8	2	37
German	3	4	10	8	6	4	1	36
Males	1	2	4	5	4	1	1	18
Females	2	2	6	3	2	3	0	18

**Table 3.2: May 2004 Intermediate Level Results by Subject and Gender:
Matriculation Certificate (page 2 of 2)**

Subjects	A	B	C	D	E	F	Abs	Total
History	8	12	12	15	9	4	0	60
Males	6	6	9	8	4	1	0	34
Females	2	6	3	7	5	3	0	26
Home Economics	4	8	8	6	3	1	0	30
Males	1	1	1	2	2	1	0	8
Females	3	7	7	4	1	0	0	22
Information Technology	64	104	103	54	25	7	0	357
Males	35	45	42	16	12	2	0	152
Females	29	59	61	38	13	5	0	205
Italian	17	55	96	45	35	47	5	300
Males	9	30	55	26	18	18	1	157
Females	8	25	41	19	17	29	4	143
Maltese	35	109	233	174	51	25	6	633
Males	7	44	79	73	18	14	2	237
Females	28	65	154	101	33	11	4	396
Marketing	17	32	61	22	11	10	3	156
Males	6	14	31	12	6	7	3	79
Females	11	18	30	10	5	3	0	77
Music	0	0	1	0	0	1	0	2
Males	0	0	0	0	0	0	0	0
Females	0	0	1	0	0	1	0	2
Philosophy	28	97	172	106	51	112	5	571
Males	12	38	68	42	23	50	2	235
Females	16	59	104	64	28	62	3	336
Physics	24	56	119	75	72	71	11	428
Males	8	21	45	31	35	36	6	182
Females	16	35	74	44	37	35	5	246
Pure Mathematics	58	84	108	83	72	169	12	586
Males	17	32	39	33	28	81	6	236
Females	41	52	69	50	44	88	6	350
Religious Knowledge	22	61	142	140	68	79	8	520
Males	16	33	71	70	28	35	4	257
Females	6	28	71	70	40	44	4	263
Sociology	9	44	61	61	55	72	7	309
Males	6	18	17	21	16	26	3	107
Females	3	26	44	40	39	46	4	202
Spanish	2	1	2	1	1	2	0	9
Males	1	1	0	1	0	0	0	3
Females	1	0	2	0	1	2	0	6
Systems of Knowledge	39	360	1221	170	20	360	63	2233
Males	11	136	540	92	9	156	32	976
Females	28	224	681	78	11	204	31	1257

**Table 3.3: May 2004 Advanced Level Results by Subject and Gender:
Single Subjects (page 1 of 2)**

Subjects	A	B	C	D	E	F	Abs	Total
Accounting	4	9	28	18	18	64	26	167
Males	2	2	11	6	5	18	15	59
Females	2	7	17	12	13	46	11	108
Applied Mathematics	0	0	1	1	1	0	0	3
Males	0	0	1	1	0	0	0	2
Females	0	0	0	0	1	0	0	1
Art	0	9	12	2	0	9	3	35
Males	0	4	4	1	0	1	2	12
Females	0	5	8	1	0	8	1	23
Biology	0	2	2	6	1	3	4	18
Males	0	1	0	3	1	0	1	6
Females	0	1	2	3	0	3	3	12
Chemistry	0	0	1	4	3	6	2	16
Males	0	0	0	2	0	2	1	5
Females	0	0	1	2	3	4	1	11
Computing	1	9	19	12	8	11	10	70
Males	1	9	14	11	6	6	9	56
Females	0	0	5	1	2	5	1	14
Economics	0	3	11	17	7	22	14	74
Males	0	2	9	9	2	7	7	36
Females	0	1	2	8	5	15	7	38
Engineering Drawing	0	0	0	0	0	0	1	1
Males	0	0	0	0	0	0	0	0
Females	0	0	0	0	0	0	1	1
English	4	11	61	46	50	83	51	306
Males	0	3	8	13	15	27	17	83
Females	4	8	53	33	35	56	34	223
French	1	1	3	4	2	6	1	18
Males	0	0	0	0	1	2	0	3
Females	1	1	3	4	1	4	1	15
Geography	0	0	0	1	1	2	0	4
Males	0	0	0	1	0	0	0	1
Females	0	0	0	0	1	2	0	3
German	4	3	1	1	2	3	2	16
Males	0	3	1	1	1	0	1	7
Females	4	0	0	0	1	3	1	9
Graphical Communication	0	1	1	2	0	5	0	9
Males	0	1	0	2	0	5	0	8
Females	0	0	1	0	0	0	0	1
History	0	4	5	0	1	1	2	13
Males	0	4	3	0	0	1	0	8
Females	0	0	2	0	1	0	2	5

**Table 3.3: May 2004 Advanced Level Results by Subject and Gender:
Single Subjects (page 2 of 2)**

Subjects	A	B	C	D	E	F	Abs	Total
Home Economics	0	0	1	6	2	2	1	12
Males	0	0	0	0	0	1	0	1
Females	0	0	1	6	2	1	1	11
Information Technology	0	0	3	2	2	4	4	15
Males	0	0	3	2	0	4	4	13
Females	0	0	0	0	2	0	0	2
Italian	2	11	19	8	5	34	11	90
Males	0	3	7	3	0	8	3	24
Females	2	8	12	5	5	26	8	66
Maltese	2	9	27	12	9	25	11	95
Males	1	4	8	6	1	13	9	42
Females	1	5	19	6	8	12	2	53
Marketing	1	18	51	25	17	23	30	165
Males	0	6	18	13	15	15	10	77
Females	1	12	33	12	2	8	20	88
Music	0	0	0	0	0	0	1	1
Males	0	0	0	0	0	0	0	0
Females	0	0	0	0	0	0	1	1
Philosophy	2	2	9	3	0	5	7	28
Males	2	1	2	2	0	2	4	13
Females	0	1	7	1	0	3	3	15
Physics	0	10	8	9	4	19	8	58
Males	0	7	7	7	4	16	7	48
Females	0	3	1	2	0	3	1	10
Pure Mathematics	0	6	11	6	7	33	12	75
Males	0	4	6	5	6	23	8	52
Females	0	2	5	1	1	10	4	23
Religious Knowledge	3	6	9	5	10	15	13	61
Males	2	4	2	3	4	7	4	26
Females	1	2	7	2	6	8	9	35
Russian	2	3	0	0	0	0	0	5
Males	2	2	0	0	0	0	0	4
Females	0	1	0	0	0	0	0	1
Sociology	3	3	8	6	5	9	13	47
Males	0	1	1	4	0	4	3	13
Females	3	2	7	2	5	5	10	34
Spanish	4	8	7	3	1	0	1	24
Males	1	1	1	0	1	0	1	5
Females	3	7	6	3	0	0	0	19
Systems of Knowledge	0	0	2	0	0	0	0	2
Males	0	0	2	0	0	0	0	2
Females	0	0	0	0	0	0	0	0

Table 3.4 presents the results for the different subjects at Advanced and Intermediate levels, that the candidates who had special course requirements applied for.

Table 3.4: May 2004 Results of Special Course Requirements

Subject	Advanced Level							
	A	B	C	D	E	F	Abs	Total
Accounting	0	0	0	0	0	1	0	1
Biology	5	9	8	2	0	0	1	25
Chemistry	7	3	8	4	1	1	2	26
Computing	0	0	0	0	0	0	1	1
Economics	0	0	0	0	0	1	1	2
English	0	0	2	0	0	0	0	2
Physics	0	0	1	0	0	0	0	1
Subject	Intermediate Level							
	A	B	C	D	E	F	Abs	Total
Accounting	0	0	1	0	0	0	0	1
Biology	0	1	0	0	0	3	2	6
Computing	1	0	0	0	0	0	0	1
Economics	0	1	0	0	0	0	0	1
English	0	5	6	0	3	1	0	15
Environmental Science	0	0	1	0	0	0	0	1
French	0	0	1	0	0	0	0	1
Inf. Technology	0	1	0	0	0	0	0	1
Maltese	0	0	2	1	2	1	1	7
Marketing	0	1	0	0	1	0	0	2
Philosophy	3	1	1	0	0	0	1	6
Physics	1	5	8	1	0	1	2	18
Pure Maths	0	0	1	0	2	0	1	4
Religious Knowledge	0	1	1	3	0	0	1	6
Sociology	1	0	0	0	0	0	0	1

This table shows that the science subjects featured prominently for special course requirements: with Biology and Chemistry at Advanced level and Physics at Intermediate. Candidates obtained Grades A-C in all of these subjects. At Intermediate level, English was also popular. These candidates did well in this subject as well.

Table 3.5 presents information on the outcome of the requests made for a Revision of Papers of the different Advanced and Intermediate levels subjects after the May 2004 results were issued.

Table 3.5: May 2004 Outcomes of Requests for Revision of Papers

Subjects	Advanced Level				Intermediate Level			
	Reg.	Requests	%	Upgraded	Reg.	Requests	%	Upgraded
Accounting	606	31	5.1	1	134	2	1.5	0
Applied Maths	8	0	0.0	0	114	6	5.3	0
Arabic	0	0	0.0	0	1	0	0.0	0
Art	100	14	14.0	5	44	2	4.5	0
Biology	372	59	15.9	2	167	11	6.6	1
Chemistry	307	46	15.0	4	16	2	12.5	0
Computing	256	8	3.1	0	142	5	3.5	1
Economics	308	20	6.5	2	108	10	9.3	0
Engineering Drawing	6	1	16.7	0	-	-	-	-
Eng. Drawing & Graph. Comm.	-	-	-	-	93	3	3.2	0
English	803	127	15.8	0	1160	89	7.7	0
Environmental Science	-	-	-	-	566	8	1.4	1
French	105	3	2.9	0	89	2	2.2	0
Geography	45	8	17.8	0	68	1	1.5	0
German	39	3	7.7	0	36	0	0.0	0
Graphical Communication	20	0	0.0	0	-	-	-	-
History	75	0	0.0	0	60	1	1.7	0
Home Economics	77	1	1.3	0	30	0	0.0	0
Information Technology	78	4	5.1	0	357	3	0.8	0
Italian	316	29	9.2	1	300	12	4.0	0
Maltese	369	15	4.1	1	633	9	1.4	0
Marketing	357	7	2.0	0	156	3	1.9	1
Music	6	2	33.3	0	2	1	50.0	0
Philosophy	118	7	5.9	0	571	18	3.2	1
Physics	452	23	5.1	1	428	15	3.5	1
Pure Mathematics	614	36	5.9	0	586	16	2.7	0
Religious Knowledge	138	4	2.9	1	520	26	5.0	7
Russian	6	0	0.0	0	-	-	-	-
Sociology	265	25	9.4	1	309	23	7.4	3
Spanish	46	2	4.3	0	9	0	0.0	0
Systems of Knowledge	-	-	-	-	2233	79	3.5	0
Total	5892	475	8.1	19	8932	347	3.9	16

* At Advanced level, the number of registrations and requests for revision of papers for the Matriculation Certificate and Single Subjects are combined.

Table 3.5 shows that in May 2004, at Advanced level, 19 out of the 475 requests for a Revision of Papers had their grade revised. This means that 4.0% of the requests resulted in a different grade. At Intermediate level, 16 out of the 347 requests had their grade revised. At this level, 4.6% of the requests resulted in a different grade.

The following set of tables present data relating to the overall Matriculation Certificate grades awarded after the main examination session in May 2004. The information in Tables 3.6 and 3.7 includes all the 2004 candidates whereas Tables 3.8 focuses on the 1986 cohort, that is, those candidates who turned eighteen in 2006. Table 3.9 focuses on the Narrowly Failed candidates from 2003.

**Table 3.6: May 2004 Matriculation Certificate
Distribution of Grades**

Grade	Males	Females	Total
A	81	84	165
B	153	230	383
C	205	310	515
Passes	439	624	1063
Fail	537	633	1170
Total	976	1257	2233

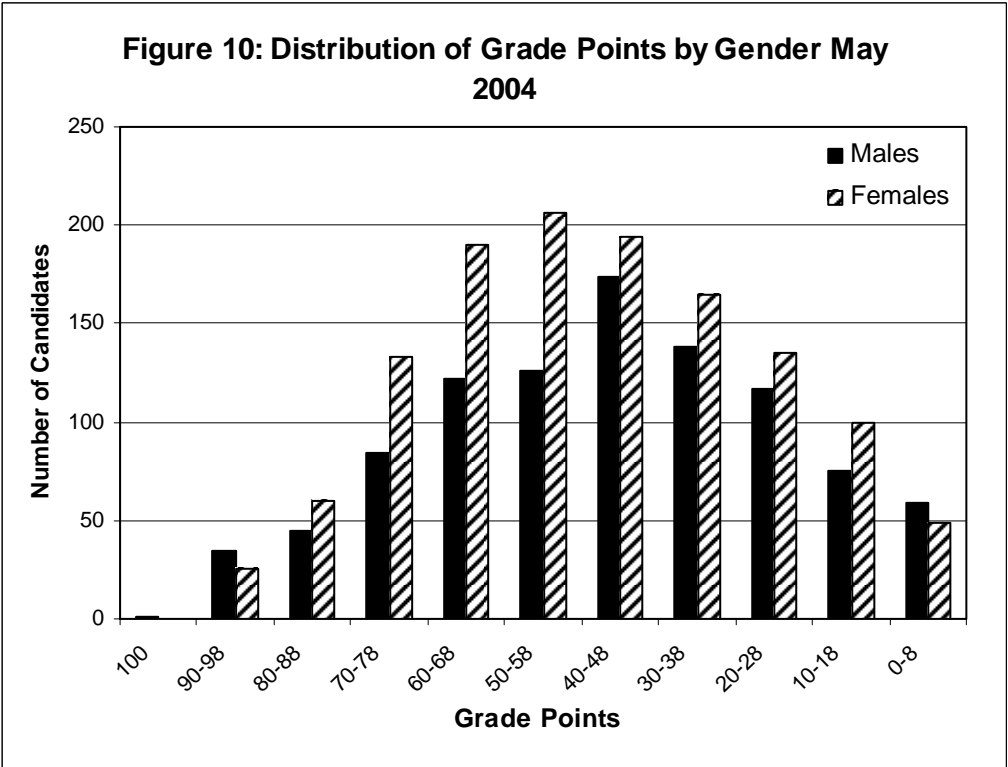
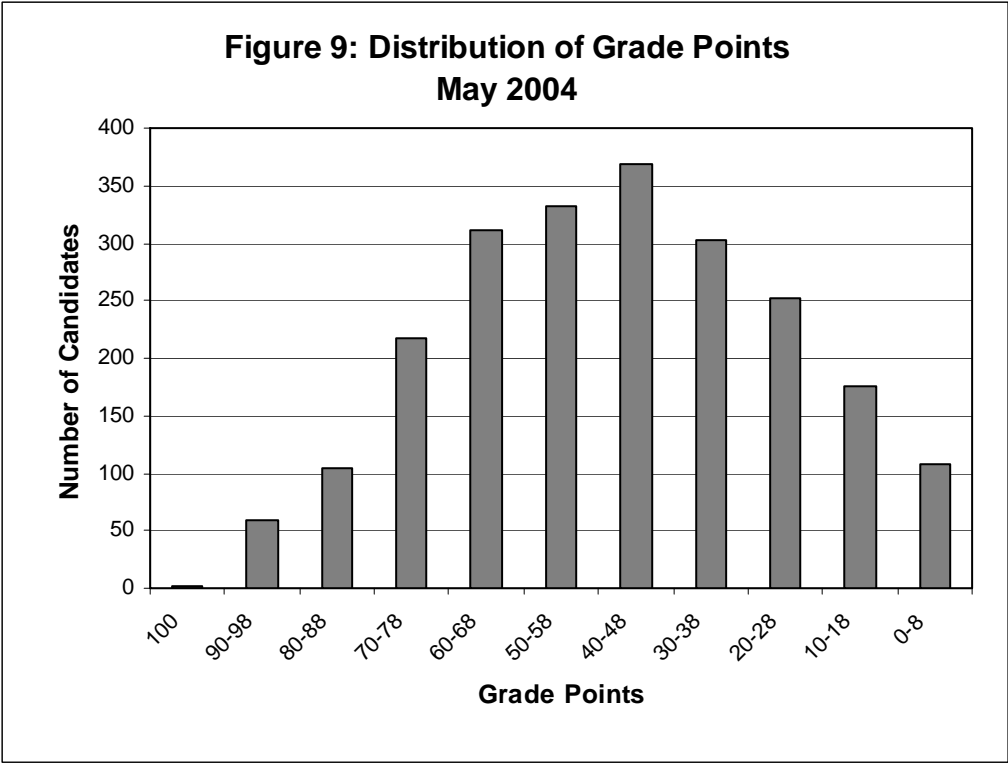
The data in Table 3.6 show that 47.6% of the May 2004 candidates (45.0% of males and 49.6% of females) were awarded a pass in the Matriculation Certificate after the main examination session. Overall, 7.3% of the candidates obtained Grade A, 17.2% obtained Grade B and 23.1% obtained Grade C. A larger proportion of males obtained Grade A this year (8.2% of males compared to 6.7% of females). However, larger proportions of females obtained Grade B (18.3% of females compared to 15.7% of males) and Grade C (24.7% of females compared to 21.0% of males). There were significant differences in the grades obtained by males and females ($\chi^2=9.61$, $df=3$, $p<0.05$). There were also significantly more females than males who obtained the Matriculation Certificate in this session ($\chi^2=4.79$, $df=1$, $p<0.05$).

**Table 3.7: May 2004 Failed/Missing Component/s
in Matriculation Certificate**

Missing Component/s	Males	Females	Total
Group 1 only	50	47	97
Group 2 only	37	56	93
Group 3 only	76	78	154
Systems of Knowledge	56	108	164
Total: One Component	219	289	508
Passed - Not enough points	151	167	318
More than One Component	167	177	344
Total	537	633	1170

Table 3.7 shows that there were 1170 candidates who failed to obtain the Matriculation Certificate in May 2004 (52.4% of all candidates). The largest category (43.4%) included the students who had one component missing.

Figures 9 and 10 show the distributions of the grade points obtained in the Matriculation Certificate examinations of May 2004 by all the candidates and by the subgroups of males and females separately. These figures show an overall normal distribution of grade points. However, there is an unexpectedly high number of candidates who obtained eight points or less. There was only one male candidate who obtained 100 points in this session.



**Table 3.8: May 2004 Matriculation Certificate
Distribution of Grades: 1986 Cohort**

Grade	Males	Females	Total
A	77	82	159
B	128	219	347
C	149	266	415
Passes	354	567	921
Fail	328	437	765
Total	682	1004	1686

The data in Table 3.8 show that 54.6% of the candidates (51.9% of males and 56.5% of females) that were born in 1986 were awarded a pass in the Matriculation Certificate after the May 2004 examination session. Overall, 9.4% of these candidates were awarded Grade A, 20.6% were awarded Grade B, and 24.6% were awarded Grade C. For Grade A, the proportion of males was higher (11.3%) compared to the proportion of females (8.2%) For Grades B and C, the proportion was higher for females: 21.8% of females obtained Grade B compared to 18.8% of males and 26.5% of females obtained Grade C compared to 21.8% of males. Chi-square tests show that there were significant gender differences in the grades obtained by males and females ($\chi^2=11.46$, $df=3$, $p<0.01$) but no differences in the overall numbers of males and females that passed or failed in this session ($\chi^2=3.24$, $df=1$, n.s.).

Table 3.9: May 2004 Results of the 2003 Narrowly Failed Candidates

	Males	Females	Total
Narrowly Failed in 2003	62	66	128
Applied in May 2004	49	52	101
May 2004 Results			
Grade A	0	0	0
Grade B	3	2	5
Grade C	29	32	61
Passed in May 2004	32	34	66
Still Narrowly Failed May 2004	17	18	35

Table 3.9 shows that out of the 128 candidates who had been classified as Narrowly Failed in 2003, there were 101 who re-applied for one subject in the May 2004 session. There were 66 of these (that is, 65.3%) who were awarded the Matriculation Certificate after the May 2004 session. As expected, most of these candidates obtained an overall Grade C.

SECTION 4.0: SEPTEMBER 2004 REGISTRATIONS

Table 4.1 below shows the numbers of candidates who applied for the Supplementary session in September 2004. This table indicates the Matriculation Certificate grades they were awarded after the main session in May 2004.

**Table 4.1: September 2004 Registrations
by Matriculation Certificate Grades obtained in May 2004**

Grade in May	Registration in September		
	Males	Females	Total
A	0	0	0
B	9	34	43
C	94	134	228
Fail	389	491	880
Total	492	659	1151

In total, 51.5% of the candidates who sat for the Matriculation Certificate in May 2004 applied for the supplementary session in September. In particular, 50.4% of the male candidates and 52.4% of the female candidates who applied for the May session also applied for the September session.

As expected, the majority of the candidates who applied for the supplementary session were the ones who failed in May. In fact, 76.5% of the September candidates had been classified as Failed in May. It is worth pointing out that 75.2% of the candidates who failed in May applied for the supplementary session in September. It is not surprising that a proportion of candidates who failed in May did not re-apply in September when one considers the candidates who gained very few grade points in May (see Figure 9). This year there were 108 candidates (49 males and 59 females) who obtained between 0 and 8 grade points at in the May session. It is worth pointing out again that candidates were limited to reapplying for one subject at Advanced level, one subject at Intermediate level and Systems of Knowledge.

It is interesting to note that 19.8% of the September candidates had already obtained an overall Grade C in May. A smaller number (3.7%) had obtained a Grade B in May. This year there were no candidates who applied for the September session who had already obtained an overall Grade A in May 2004.

Thirty-five of the 101 Narrowly Failed Candidates of 2003 (17 males and 18 females) did not manage to improve their overall grade in the May 2004 session. Thirty-one of these (14 males and 17 females) applied for the September 2004 session.

Table 4.2 below provides information on the numbers of candidates, males and females, who applied for the Matriculation Certificate examinations at Advanced and Intermediate levels in the different subjects in September 2004.

Table 4.2: September 2004 Matriculation Certificate Registrations by Subject and Gender

Subjects	Advanced Level			Intermediate Level		
	Males	Females	Total	Males	Females	Total
Accounting	39	58	97	10	3	13
Applied Mathematics	1	0	1	7	3	10
Art	5	6	11	0	1	1
Biology	14	31	45	7	20	27
Chemistry	26	36	62	0	3	3
Computing	9	2	11	8	4	12
Economics	7	16	23	4	3	7
Engineering Drawing	4	0	4	0	0	0
Engineering/Graphical	0	0	0	25	4	29
English	62	143	205	83	159	242
Environmental Science	0	0	0	12	29	41
French	6	9	15	2	4	6
Geography	1	4	5	4	5	9
German	0	2	2	1	2	3
Graphical Comm.	0	1	1	0	0	0
History	3	9	12	1	0	1
Home Economics	1	4	5	0	0	0
Information Technology	6	5	11	2	6	8
Italian	12	48	60	20	15	35
Maltese	12	16	28	11	19	30
Marketing	8	3	11	2	1	3
Music	1	1	2	0	0	0
Philosophy	1	9	10	19	37	56
Physics	31	11	42	25	24	49
Pure Mathematics	145	50	195	49	58	107
Religious Knowledge	1	2	3	27	35	62
Sociology	16	26	42	14	34	48
Spanish	0	3	3	0	1	1
Systems of Knowledge	0	0	0	114	169	283

In the September session, at Advanced level, the subjects with most candidates were English (205) and Pure Mathematics (195). At Intermediate level, Systems of Knowledge was the subject with the highest registrations in September 2003 (283 candidates). This was followed by English (242) and Pure Mathematics (107). In this session, subjects with higher numbers of registrations from females included Advanced level Accounting, Biology, Chemistry, Economics, English, Geography, History, Home Economics, Italian, Philosophy and Sociology. At the same time, there were more registrations from males than females for Advanced level Marketing, Physics and Pure Mathematics. At Intermediate level, there were more registrations from females than males in Biology, English, Environmental Science, Information Technology, Maltese, Philosophy, Sociology and Systems of Knowledge. At Intermediate level, there were more registrations from males than females for Accounting, Applied Mathematics, Computing and Engineering Drawing/Graphical Communication.

Table 4.3 below provides information on the numbers of candidates, males and females, who re-applied to sit for single subjects at Advanced Matriculation level in September 2004.

Table 4.3: September 2004 Single Subjects Registrations by Subject and Gender

Subjects	Advanced Level		
	Males	Females	Total
Accounting	8	28	36
Applied Mathematics	1	0	1
Art	1	3	4
Biology	1	1	2
Chemistry	1	4	5
Computing	11	4	15
Economics	4	4	8
English	29	62	91
Engineering Drawing	0	0	0
French	1	3	4
Geography	0	0	0
German	1	1	2
Graphical Comm.	3	0	3
History	0	0	0
Home Economics	1	1	2
Information Technology	1	0	1
Italian	7	11	18
Maltese	10	5	15
Marketing	3	8	11
Philosophy	2	0	2
Physics	6	2	8
Pure Mathematics	19	4	23
Religious Knowledge	2	7	9
Sociology	2	4	6
Spanish	1	1	2
	Intermediate Level		
Systems of Knowledge	0	0	0

In the Supplementary session, the single subject with the highest registrations was English (91). This was followed by Accounting (36) and Pure Mathematics (23). In this session, single subjects with higher registrations from females than males were Accounting, English, Marketing and Religious Knowledge. At the same time, there were more registrations from males than females for Computing, Maltese, Physics and Pure Mathematics.

Table 4.4 below shows that the number of registrations for the special course requirements for this session were very small, as expected (N=9).

Table 4.4: September 2004 Registration for Special Course Requirements

Subject	Advanced	Intermediate
Accounting	1	0
Biology	1	2
Chemistry	1	0
Economics	1	0
English	0	1
Maltese	0	2
Physics	0	1

Table 4.5 below shows the number of requests, by subject, made for a Revision of Papers after the September 2004 results were issued. Data relating to the outcome of these requests are presented in the following section.

Table 4.5: September 2004 Registrations for Revision of Papers

Subject	Advanced Level*			Intermediate Level		
	Reg.	Requests	%	Reg.	Requests	%
Accounting	133	7	5.3	13	0	0.0
Applied Mathematics	2	0	0	10	0	0.0
Art	15	0	0	1	0	0.0
Biology	47	7	14.9	27	5	18.5
Computing	26	0	0	12	0	0.0
Chemistry	67	8	11.9	3	0	0.0
Economics	31	1	3.2	7	0	0.0
Engineering Drawing	4	1	25.0	-	-	-
Engineering/Graphical	-	-	-	29	1	3.4
English	296	30	10.1	242	25	10.3
Environmental Science	-	-	-	41	0	0.0
French	19	1	5.3	6	0	0.0
Geography	5	0	0	9	0	0.0
German	4	0	0	3	0	0.0
Graphical Communication	4	0	0	-	-	-
History	12	0	0	1	1	100.0
Home Economics	7	0	0	0	0	0.0
Information Technology	12	0	0	8	0	0.0
Italian	78	2	2.6	35	1	2.9
Maltese	43	3	7.0	30	2	6.7
Marketing	22	0	0	3	0	0.0
Music	2	0	0	0	0	0.0
Philosophy	12	0	0.0	56	1	1.8
Physics	50	7	14.0	49	4	8.2
Pure Mathematics	218	11	5.0	107	12	11.2
Religion	12	0	0	62	4	6.5
Sociology	48	0	0	48	2	4.2
Spanish	5	0	0	1	0	0.0
Systems of Knowledge	-	-	-	283	6	2.1
Total	1070	78	7.3	1086	64	5.9

* At Advanced level, the number of registrations and requests for revision of papers for the Matriculation Certificate and Single Subjects are combined.

SECTION 5.0: SEPTEMBER 2004 RESULTS

The following tables present the results of the Supplementary session that took place in September 2004. Table 5.1 and 5.2 present the results, by gender, of the candidates that sat for subjects at Advanced and Intermediate levels as part of their Matriculation Certificate. It is important to remember that students taking the Matriculation Certificate examinations were restricted to reapply for one subject at Advanced level, one subject at Intermediate level and Systems of Knowledge. Table 5.3 presents the results of the candidates who re-applied for Single Subjects at Advanced level. Although there are some exceptions, generally the absence or low incidence of high grades is apparent in most of the subjects in these tables.

**Table 5.1: September 2004 Advanced Level Results by Subject and Gender:
Matriculation Certificate (page 1 of 2)**

Subjects*	A	B	C	D	E	F	Abs	Total
Accounting	0	6	12	24	23	25	7	97
Males	0	1	8	8	10	9	3	39
Females	0	5	4	16	13	16	4	58
Applied Mathematics	0	0	0	0	0	1	0	1
Males	0	0	0	0	0	1	0	1
Females	0	0	0	0	0	0	0	0
Art	0	1	4	0	2	3	1	11
Males	0	1	1	0	2	1	0	5
Females	0	0	3	0	0	2	1	6
Biology	0	2	8	16	9	6	4	45
Males	0	0	4	7	0	3	0	14
Females	0	2	4	9	9	3	4	31
Chemistry	0	0	10	10	17	22	3	62
Males	0	0	3	6	7	9	1	26
Females	0	0	7	4	10	13	2	36
Computing	0	0	1	6	1	3	0	11
Males	0	0	1	5	1	2	0	9
Females	0	0	0	1	0	1	0	2
Economics	0	0	6	7	2	6	2	23
Males	0	0	2	2	0	2	1	7
Females	0	0	4	5	2	4	1	16
Engineering Drawing	0	0	0	1	1	1	1	4
Males	0	0	0	1	1	1	1	4
Females	0	0	0	0	0	0	0	0
English	0	0	30	40	66	61	8	205
Males	0	0	10	6	17	26	3	62
Females	0	0	20	34	49	35	5	143
French	0	1	0	2	9	3	0	15
Males	0	0	0	0	4	2	0	6
Females	0	1	0	2	5	1	0	9
Geography	0	0	0	1	1	3	0	5
Males	0	0	0	0	0	1	0	1
Females	0	0	0	1	1	2	0	4

* Subjects with no registrations are not included in this table

**Table 5.1: September 2004 Advanced Level Results by Subject and Gender:
Matriculation Certificate (page 2 of 2)**

Subjects*	A	B	C	D	E	F	Abs	Total
German	0	0	1	0	1	0	0	2
Males	0	0	0	0	0	0	0	0
Females	0	0	1	0	1	0	0	2
Graphical Comm.	0	0	0	1	0	0	0	1
Males	0	0	0	0	0	0	0	0
Females	0	0	0	1	0	0	0	1
History	0	2	5	3	0	2	0	12
Males	0	1	1	1	0	0	0	3
Females	0	1	4	2	0	2	0	9
Home Economics	0	0	5	0	0	0	0	5
Males	0	0	1	0	0	0	0	1
Females	0	0	4	0	0	0	0	4
Information Technology	0	0	5	2	3	1	0	11
Males	0	0	2	2	2	0	0	6
Females	0	0	3	0	1	1	0	5
Italian	0	2	12	14	12	20	0	60
Males	0	0	4	3	3	2	0	12
Females	0	2	8	11	9	18	0	48
Maltese	0	0	10	5	8	4	1	28
Males	0	0	3	3	2	3	1	12
Females	0	0	7	2	6	1	0	16
Marketing	3	2	2	2	0	0	2	11
Males	3	1	1	2	0	0	1	8
Females	0	1	1	0	0	0	1	3
Music	0	0	1	1	0	0	0	2
Males	0	0	1	0	0	0	0	1
Females	0	0	0	1	0	0	0	1
Philosophy	0	0	8	1	1	0	0	10
Males	0	0	1	0	0	0	0	1
Females	0	0	7	1	1	0	0	9
Physics	0	0	7	16	7	9	3	42
Males	0	0	6	13	5	5	2	31
Females	0	0	1	3	2	4	1	11
Pure Mathematics	0	22	55	29	32	49	8	195
Males	0	17	37	21	28	37	5	145
Females	0	5	18	8	4	12	3	50
Religious Knowledge	0	1	0	1	0	1	0	3
Males	0	0	0	0	0	1	0	1
Females	0	1	0	1	0	0	0	2
Sociology	1	6	9	11	5	6	4	42
Males	1	1	5	3	2	3	1	16
Females	0	5	4	8	3	3	3	26
Spanish	0	0	2	1	0	0	0	3
Males	0	0	0	0	0	0	0	0
Females	0	0	2	1	0	0	0	3

* Subjects with no registrations are not included in this table

**Table 5.2: September 2004 Intermediate Level Results by Subject and Gender:
Matriculation Certificate (page 1 of 2)**

Subjects*	A	B	C	D	E	F	Abs	Total
Accounting	1	1	1	4	3	2	1	13
Males	1	1	1	4	1	2	0	10
Females	0	0	0	0	2	0	1	3
Applied Maths	0	1	1	1	1	5	1	10
Males	0	1	0	1	1	3	1	7
Females	0	0	1	0	0	2	0	3
Art	0	1	0	0	0	0	0	1
Males	0	0	0	0	0	0	0	0
Females	0	1	0	0	0	0	0	1
Biology	0	0	2	3	6	14	2	27
Males	0	0	1	0	3	3	0	7
Females	0	0	1	3	3	11	2	20
Chemistry	0	0	0	1	0	1	1	3
Males	0	0	0	0	0	0	0	0
Females	0	0	0	1	0	1	1	3
Computing	0	0	1	2	5	4	0	12
Males	0	0	1	1	4	2	0	8
Females	0	0	0	1	1	2	0	4
Economics	0	0	3	3	0	1	0	7
Males	0	0	3	0	0	1	0	4
Females	0	0	0	3	0	0	0	3
Engineering/Graphical	1	1	4	5	4	12	2	29
Males	1	1	3	5	4	10	1	25
Females	0	0	1	0	0	2	1	4
English	0	0	10	37	59	136	0	242
Males	0	0	3	11	14	55	0	83
Females	0	0	7	26	45	81	0	159
Environmental Science	1	3	14	9	10	2	2	41
Males	0	1	4	2	4	1	0	12
Females	1	2	10	7	6	1	2	29
French	0	0	0	3	1	2	0	6
Males	0	0	0	1	1	0	0	2
Females	0	0	0	2	0	2	0	4
Geography	1	1	2	4	1	0	0	9
Males	1	0	2	1	0	0	0	4
Females	0	1	0	3	1	0	0	5
German	0	0	2	1	0	0	0	3
Males	0	0	1	0	0	0	0	1
Females	0	0	1	1	0	0	0	2
History	0	0	0	0	1	0	0	1
Males	0	0	0	0	1	0	0	1
Females	0	0	0	0	0	0	0	0

* Subjects with no registrations are not included in this table

**Table 5.2: September 2004 Intermediate Level Results by Subject and Gender:
Matriculation Certificate (page 2 of 2)**

Subjects*	A	B	C	D	E	F	Abs	Total
Information Technology	0	1	5	0	0	2	0	8
Males	0	0	1	0	0	1	0	2
Females	0	1	4	0	0	1	0	6
Italian	0	2	6	8	11	7	1	35
Males	0	2	3	5	7	3	0	20
Females	0	0	3	3	4	4	1	15
Maltese	0	3	10	11	1	5	0	30
Males	0	0	5	4	1	1	0	11
Females	0	3	5	7	0	4	0	19
Marketing	0	1	0	0	1	1	0	3
Males	0	0	0	0	1	1	0	2
Females	0	1	0	0	0	0	0	1
Philosophy	0	11	18	10	3	9	5	56
Males	0	5	1	4	0	6	3	19
Females	0	6	17	6	3	3	2	37
Physics	0	0	5	6	10	20	8	49
Males	0	0	3	4	5	9	4	25
Females	0	0	2	2	5	11	4	24
Pure Mathematics	0	7	11	22	7	57	3	107
Males	0	3	6	10	3	25	2	49
Females	0	4	5	12	4	32	1	58
Religious Knowledge	1	3	5	20	11	18	4	62
Males	0	1	3	6	6	8	3	27
Females	1	2	2	14	5	10	1	35
Sociology	4	5	7	12	5	11	4	48
Males	1	0	3	2	3	4	1	14
Females	3	5	4	10	2	7	3	34
Spanish	0	0	1	0	0	0	0	1
Males	0	0	0	0	0	0	0	0
Females	0	0	1	0	0	0	0	1
Systems of Knowledge	0	15	155	39	10	52	12	283
Males	0	5	54	14	3	31	7	114
Females	0	10	101	25	7	21	5	169

* Subjects with no registrations are not included in this table

**Table 5.3: September 2004 Advanced Level Results by Subject and Gender:
Single Subjects (page 1 of 2)**

Subjects*	A	B	C	D	E	F	Abs	Total
Accounting	0	1	2	4	8	16	5	36
Males	0	1	0	0	0	5	2	8
Females	0	0	2	4	8	11	3	28
Applied Mathematics	0	0	0	1	0	0	0	1
Males	0	0	0	1	0	0	0	1
Females	0	0	0	0	0	0	0	0
Art	0	0	2	0	1	1	0	4
Males	0	0	1	0	0	0	0	1
Females	0	0	1	0	1	1	0	3
Biology	0	0	1	1	0	0	0	2
Males	0	0	0	1	0	0	0	1
Females	0	0	1	0	0	0	0	1
Chemistry	0	0	2	1	2	0	0	5
Males	0	0	1	0	0	0	0	1
Females	0	0	1	1	2	0	0	4
Computing	0	1	5	1	1	7	0	15
Males	0	1	3	1	1	5	0	11
Females	0	0	2	0	0	2	0	4
Economics	0	1	3	2	0	0	2	8
Males	0	1	2	1	0	0	0	4
Females	0	0	1	1	0	0	2	4
English	0	0	7	12	23	35	14	91
Males	0	0	1	4	6	11	7	29
Females	0	0	6	8	17	24	7	62
French	0	0	0	1	0	3	0	4
Males	0	0	0	0	0	1	0	1
Females	0	0	0	1	0	2	0	3
German	0	0	0	0	0	2	0	2
Males	0	0	0	0	0	1	0	1
Females	0	0	0	0	0	1	0	1
Graphical Comm.	0	0	0	1	0	2	0	3
Males	0	0	0	1	0	2	0	3
Females	0	0	0	0	0	0	0	0
Home Economics	0	0	0	0	0	2	0	2
Males	0	0	0	0	0	1	0	1
Females	0	0	0	0	0	1	0	1

* Subjects with no registrations are not included in this table

**Table 5.3: September 2004 Advanced Level Results by Subject and Gender:
Single Subjects (page 2 of 2)**

Subjects*	A	B	C	D	E	F	Abs	Total
Information Technology	0	0	1	0	0	0	0	1
Males	0	0	1	0	0	0	0	1
Females	0	0	0	0	0	0	0	0
Italian	0	2	3	2	2	9	0	18
Males	0	0	2	0	2	3	0	7
Females	0	2	1	2	0	6	0	11
Maltese	0	1	2	0	4	5	3	15
Males	0	1	1	0	4	2	2	10
Females	0	0	1	0	0	3	1	5
Marketing	1	0	0	2	2	1	5	11
Males	0	0	0	1	1	0	1	3
Females	1	0	0	1	1	1	4	8
Philosophy	0	0	0	1	0	0	1	2
Males	0	0	0	1	0	0	1	2
Females	0	0	0	0	0	0	0	0
Physics	0	0	2	3	1	1	1	8
Males	0	0	1	2	1	1	1	6
Females	0	0	1	1	0	0	0	2
Pure Mathematics	1	1	4	1	6	5	5	23
Males	1	1	3	1	4	4	5	19
Females	0	0	1	0	2	1	0	4
Religious Knowledge	0	2	2	1	1	2	1	9
Males	0	1	0	0	1	0	0	2
Females	0	1	2	1	0	2	1	7
Spanish	0	1	0	0	1	0	0	2
Males	0	0	0	0	1	0	0	1
Females	0	1	0	0	0	0	0	1
Sociology	1	1	1	0	1	0	2	6
Males	0	1	0	0	0	0	1	2
Females	1	0	1	0	1	0	1	4

* Subjects with no registrations are not included in this table

Table 5.4 below shows the results of the small number of candidates who reapplied for the Supplementary session in order to try and complete special course requirements for university entry.

Table 5.4: September 2004 Results of Special Course Requirements

Subject	Advanced								Intermediate							
	A	B	C	D	E	F	Abs	Total	A	B	C	D	E	F	Abs	Total
Accounting	-	-	-	-	1	-	-	1	-	-	-	-	-	-	-	-
Biology	-	-	-	1	-	-	-	1	-	-	-	-	-	-	2	2
Chemistry	-	-	-	-	-	-	1	1	-	-	-	-	-	-	-	-
Economics	-	-	1	-	-	-	-	1	-	-	-	-	-	-	-	-
English	-	-	-	-	-	-	-	-	-	-	-	-	-	1	-	1
Maltese	-	-	-	-	-	-	-	-	-	-	-	1	-	1	-	2
Physics	-	-	-	-	-	-	-	-	-	-	-	-	-	1	-	1

Table 5.5 below presents information on the outcome of the requests for a Revision of Papers made for the different subjects at Advanced and Intermediate levels after the September 2004 results were issued.

Table 5.5: September 2004 Outcomes of Requests for Revision of Papers

Subject	Advanced Level*				Intermediate Level			
	Reg.	Requests	%	Upgraded	Reg.	Requests	%	Upgraded
Accounting	133	7	5.3	0	13	0	0.0	0
Applied Mathematics	2	0	0.0	0	10	0	0.0	0
Art	15	0	0.0	0	1	0	0.0	0
Biology	47	7	14.9	0	27	5	18.5	1
Computing	26	0	0.0	0	12	0	0.0	0
Chemistry	67	8	11.9	0	3	0	0.0	0
Economics	31	1	3.2	0	7	0	0.0	0
Engineering Drawing	4	1	25.0	0	-	-	-	-
Engineering/Graphical	-	-	-	0	29	1	3.4	0
English	296	30	10.1	0	242	25	10.3	0
Environmental Science	-	-	-	-	41	0	0.0	0
French	19	1	5.3	0	6	0	0.0	0
Geography	5	0	0.0	0	9	0	0.0	0
German	4	0	0.0	0	3	0	0.0	0
Graphical Communication	4	0	0.0	0	-	-	-	-
History	12	0	0.0	0	1	1	100.0	0
Home Economics	7	0	0.0	0	0	0	0.0	0
Information Technology	12	0	0.0	0	8	0	0.0	0
Italian	78	2	2.6	1	35	1	2.9	0
Maltese	43	3	7.0	0	30	2	6.7	0
Marketing	22	0	0.0	0	3	0	0.0	0
Music	2	0	0.0	0	0	0	0.0	0
Philosophy	12	0	0.0	0	56	1	1.8	0
Physics	50	7	14.0	0	49	4	8.2	0
Pure Mathematics	218	11	5.0	0	107	12	11.2	1
Religion	12	0	0.0	0	62	4	6.5	0
Sociology	48	0	0.0	0	48	2	4.2	0
Spanish	5	0	0.0	0	1	0	0.0	0
Systems of Knowledge	-	-	-	-	283	6	2.1	0
Total	1070	78	7.3	1	1086	64	5.9	2

* At Advanced level, the number of registrations and requests for revision of papers for the Matriculation Certificate and Single Subjects are combined.

Table 5.5 shows that at Advanced level, only 1 out of the 78 requests for a Revision of Papers had the grade revised. At Intermediate level, 2 of the 64 requests had their grade revised.

The following set of Tables present data related to the overall Matriculation Certificate grades awarded after the supplementary examination session of September 2004. The information in Tables 5.6 and 5.7 includes all the 2004 candidates whereas Tables 5.8 focuses on the 1986 cohort, that is, those candidates who turned eighteen in 2004. Table 5.9 focuses on the Narrowly Failed candidates from 2003.

Table 5.6: September 2004 Matriculation Certificate Distribution of Grades

	Males	Females	Total
A	4	5	9
B	33	65	98
C	202	281	483
Passed	239	351	590
Narrowly Failed	76	88	164
Fail	177	220	397
Total	492	659	1151

The data in Table 5.6 shows that 51.3% of the candidates (48.6% of males and 53.3% of females) who sat for the Supplementary session in September 2004 managed to get a pass in the Matriculation Certificate. Overall, 0.8% of the candidates obtained Grade A, 8.5% obtained Grade B and 42.0% obtained Grade C. There were 14.2% of the candidates who were classified as Narrowly Failed. There were no significant difference between males and females when considering either pass/fail rates ($\chi^2=2.29$, $df=1$, n.s.) or the distribution of grades ($\chi^2=4.89$, $df=4$, n.s.).

Table 5.7: Failed/Missing Component/s of Narrowly Failed Candidates in September 2004

Missing Component/s	Males	Females	Total
Group 1 only	23	15	38
Group 2 only	2	5	7
Group 3 only	17	22	39
Systems of Knowledge	6	3	9
Total: One Missing Component	48	45	93
Passed – not enough points	28	43	71
Total	76	88	164

Table 5.7 gives a detailed breakdown of the failed/missing components of the candidates who were classified as Narrowly Failed. Of those who had one missing component, the largest category of students did not obtain a pass in either a Group 1 or a Group 3 subject (see subjects groups on pages 3 and 4).

**Table 5.8: September 2004 Matriculation Certificate Distribution of Grades:
1986 Cohort**

	Males	Females	Total
A	3	5	8
B	27	63	90
C	144	228	372
Passed	174	296	470
Narrowly Failed	47	64	111
Fail	97	143	240
Total	318	503	821

The data in Table 5.8 show that 57.2% of the candidates (54.7% of males and 58.8% of females) born in 1986 who sat for the Supplementary session were awarded a pass in the Matriculation Certificate after the September 2004 examination session. Overall, 1.0% of these candidates obtained Grade A, 11.0% obtained Grade B and 45.3% obtained Grade C. There were 13.5% of the 1986 candidates who were classified as Narrowly Failed after this session. Chi-squared tests showed no significant differences in performance between males and females, either when considering pass/fail grades ($\chi^2=1.48$, $df=2$, n.s.) or the distribution of grades ($\chi^2=3.79$, $df=4$, n.s.).

Table 5.9: September 2004 Results of 2003 Narrowly Failed Candidates

	Males	Females	Total
Narrowly Failed in 2003	62	66	128
Applied in May 2004	49	52	101
Passed in May 2004	32	34	66
Still Narrowly Failed after May 2004	17	18	35
Applied in September 2004	14	17	31
September 2004 Results			
Grade A	0	0	0
Grade B	1	0	1
Grade C	9	10	19
Passes in September 2004	10	10	20
Not awarded Certificate in 2004	4	7	11

Table 5.9 shows that there were 35 candidates who had been classified as Narrowly Failed in 2003 and remained so after the May 2002 session. Thirty-one of these applied for the Supplementary session and 20 of them were awarded the Matriculation Certificate after this session. There were another 11 candidates who were not awarded the Matriculation Certificate after this fourth and final attempt.

The analysis on the 1986 cohort shows that 69.3% of the candidates born in that year (1,168 out of 1,686) obtained the Matriculation Certificate in 2004. This means that 22.3 % of the infants born in 1986 (1,168 out of 5,245) obtained the obligatory entry requirements for University in 2004. There was a gender imbalance in this figure in favour of females: while 29.0 % of females born in 1986 (716 out of 2,467) obtained the Matriculation Certificate in 2004, only 16.2 % of males born in the same year (452 out of 2,778) obtained the same qualification.

The following tables indicate the percentage passes in the different subjects in 2004. Table 5.10 presents the data for the Advanced level subjects. Data for the candidates taking the Matriculation Certificate and those sitting for particular subjects as single subjects are presented separately although the overall pass rate is also given for each subject. Table 5.11 presents the data for the Intermediate level subjects.

Table 5.10: Passes in Advanced Level Subjects in 2004 (page 1 of 2)

Subject	Reg.	Grades A-E	
		N	%
Accounting	606	459	75.7
Matriculation Certificate	439	379	86.3
Single Subject	167	80	47.9
Applied Mathematics	8	5	62.5
Matriculation Certificate	5	2	40.0
Single Subject	3	3	100.0
Art	100	82	82.0
Matriculation Certificate	65	58	89.2
Single Subject	35	24	68.6
Biology	372	337	90.6
Matriculation Certificate	354	326	92.1
Single Subject	18	11	61.1
Chemistry	307	233	75.9
Matriculation Certificate	291	225	77.3
Single Subject	16	8	50.0
Computing	256	219	85.5
Matriculation Certificate	186	170	91.4
Single Subject	70	49	70.0
Economics	308	246	79.9
Matriculation Certificate	234	205	87.6
Single Subject	74	41	55.4
Engineering Drawing	6	3	50.0
Matriculation Certificate	5	3	60.0
Single Subject	1	0	0.0
English	803	598	74.5
Matriculation Certificate	497	418	84.1
Single Subject	306	180	58.8
French	105	92	87.6
Matriculation Certificate	87	81	93.1
Single Subject	18	11	61.1
Geography	45	40	88.9
Matriculation Certificate	41	38	92.7
Single Subject	4	2	50.0
German	39	31	79.5
Matriculation Certificate	23	20	87.0
Single Subject	16	11	68.8

Table 5.10: Passes in Advanced Level Subjects in 2004 (page 2 of 2)

Subject	Reg.	Grades A-E	
		N	%
Graphical Comm.	20	15	75.0
Matriculation Certificate	11	11	100.0
Single Subject	9	4	44.4
History	75	65	86.7
Matriculation Certificate	62	55	88.7
Single Subject	13	10	76.9
Home Economics	77	70	90.9
Matriculation Certificate	65	61	93.8
Single Subject	12	9	75.0
Information Technology	78	66	84.6
Matriculation Certificate	63	59	93.7
Single Subject	15	7	46.7
Italian	316	240	75.9
Matriculation Certificate	226	191	84.5
Single Subject	90	49	54.4
Maltese	369	316	85.6
Matriculation Certificate	274	255	93.1
Single Subject	95	61	64.2
Marketing	357	300	84.0
Matriculation Certificate	192	187	97.4
Single Subject	165	113	68.5
Music	6	5	83.3
Matriculation Certificate	5	5	100.0
Single Subject	1	0	0.0
Philosophy	118	99	83.9
Matriculation Certificate	90	83	92.2
Single Subject	28	16	57.1
Physics	452	378	83.6
Matriculation Certificate	394	344	87.3
Single Subject	58	34	58.6
Pure Mathematics	614	427	69.5
Matriculation Certificate	539	393	72.9
Single Subject	75	34	45.3
Religious Knowledge	138	111	80.4
Matriculation Certificate	77	76	98.7
Single Subject	61	35	57.4
Russian	6	5	83.3
Matriculation Certificate	1	0	0.0
Single Subject	5	5	100.0
Sociology	265	221	83.4
Matriculation Certificate	218	195	89.4
Single Subject	47	26	55.3
Spanish	46	45	97.8
Matriculation Certificate	22	22	100.0
Single Subject	24	23	95.8

Table 5.10 shows that in Advanced level subjects, when overall passes (Grades A to E) are considered, the pass rate was:

- *over 90% in three subjects:*
Biology, Home Economics and Spanish.
- *between 80-89% in fourteen subjects:*
Art, Computing, French, Geography, History, Information Technology, Maltese, Marketing, Music, Philosophy, Physics, Religious Knowledge, Russian and Sociology.
- *between 70-79% in five subjects:*
Accounting, Chemistry, English, Graphical Communication and Italian.
- *between 60-69% in two subjects:*
Applied Mathematics and Pure Mathematics.
- *between 50-59% in one subject:*
Engineering Drawing.

Table 5.11: Passes in Intermediate Level Subjects in 2004

Subject	Reg.	Grades A-E	
		N	%
Accounting	134	113	84.3
Applied Mathematics	114	82	72.0
Arabic	1	1	100.0
Art	44	41	93.2
Biology	167	135	80.8
Chemistry	16	9	56.3
Computing	142	120	84.5
Economics	108	89	82.4
Engineering/Graphical	93	57	61.3
English	1160	915	78.9
Environmental Studies	566	524	92.6
French	89	81	91.0
Geography	68	56	82.4
German	36	33	91.7
History	60	57	95.0
Home Economics	30	29	48.3
Information Technology	357	350	98.0
Italian	300	262	87.3
Maltese	633	606	95.7
Marketing	156	143	91.7
Music	2	1	50.0
Philosophy	571	481	84.2
Physics	428	352	82.2
Pure Mathematics	586	439	74.9
Religious Knowledge	520	455	87.5
Sociology	309	248	80.3
Spanish	9	8	88.9
Systems of Knowledge	2235	1968	88.1

Table 5.11 shows that in Intermediate level subjects, when overall passes (Grades A to E) are considered, the pass rate was:

- *over 90% in eight subjects:*
Arabic, Environmental Science, French, German, History, Information Technology, Maltese and Marketing.
- *between 80-89% in twelve subjects:*
Accounting, Biology, Computing, Economics, Geography, Italian, Philosophy, Physics, Religious Knowledge, Sociology, Spanish and Systems of Knowledge.
- *between 70-79% in three subjects:*
Applied Mathematics, English and Pure Mathematics.
- *between 60-69% in one subject:*
Engineering Drawing/Graphical Communication.
- *between 50-59% in two subjects:*
Chemistry and Music.

SECTION 6.0: GENERAL STATISTICS

This section gives an overview of the general statistics of the Matriculation Certificate from 1997 to 2004. These data allow one to observe the trends that have been developing since this system of examinations was introduced in the Maltese Islands.

Table 6.1 shows the numbers of candidates that have qualified for the Matriculation Certificate annually and by session.

Table 6.1: Candidates qualified for the Matriculation Certification 1997-2004

Year	Candidates N	Qualified in May		Qualified in Sept		Total Qualified	
		N	%	N	%	N	%
1997	1309	775	59.2	197	15.0	972	74.3
1998	1630	787	48.3	255	15.6	1042	63.9
1999	1721	878	51.0	238	13.8	1116	64.8
2000	1862	950	51.0	275	14.8	1225	65.8
2001	1981	1043	52.7	247	12.5	1290	65.1
2002	2018	1106	54.8	280	13.9	1386	68.7
2003	2059	1089	52.9	306	14.9	1395	67.8
2004	2233	1063	47.6	319	14.3	1382	61.9

This table shows that the overall percentage pass rate was highest in the first year of operation. Around three fourths of the candidates passed in 1997. For the next four years, the pass rate stabilised around 65%. In the following two years, the pass rate was around 68.0%. In 2004, the pass rate was the lowest so far, reaching 61.9% although this was the year with the largest number of candidates. It is worth noting the steady increase in the number of candidates over the years. It is also worth pointing out that each year, around 15% of the candidates have qualified for the Matriculation Certificate because of the Supplementary Session.

Table 6.2 below gives a breakdown of the statistics concerning the Supplementary session. This table shows how many candidates applied for the September session each year and how their performance in this session affected the overall grade of their certificate.

Table 6.2: Supplementary Sessions 1997-2004: Changes in Overall Grade

Year	Candidates	No Change in Certificate Grade		Upgraded Certificate Grade		Upgraded / Qualified for Certificate		Upgraded / F → N	
		N	%	N	%	N	%	N	%
1997	646	326	50.5	54	8.4	197	30.5	69	10.7
1998	937	509	54.3	46	4.9	255	27.2	127	13.6
1999	836	461	55.1	20	2.4	238	28.5	117	14.0
2000	914	482	52.7	40	4.4	275	30.1	117	12.8
2001	1016	587	57.8	46	4.5	247	24.3	136	13.4
2002	970	538	55.5	53	5.5	280	28.9	99	10.2
2003	1006	527	52.4	45	4.5	306	30.4	128	12.7
2004	1151	633	55.0	35	3.0	319	27.7	164	14.3

Over the years, around half of the candidates who applied for the Supplementary session did not improve the grade of their certificate after sitting the September session. A relatively small number of candidates who had already obtained an overall pass in May improved their grade after the September session. This subgroup was less than 5% over the past eight years. Each year, between 25 - 30% upgraded their overall grade in September and consequently qualified for the Matriculation Certificate. Also, each year, between 10 and 14% of the candidates were classified as Narrowly Failed (N) after the Supplementary session.

Table 6.3 gives a detailed breakdown of the four categories presented in the previous Table.

Table 6.3: Supplementary Sessions 1997-2004: Details of Changes in Overall Grade

	1997	1998	1999	2000	2001	2002	2003	2004
Reg. Candidates	646	937	836	914	1016	970	1006	1151
No Change in Grade	326 50.5%	509 54.3%	461 55.1%	482 52.7%	587 57.8%	538 55.5%	527 52.4%	633 55%
A → A	10	3	3	4	3	2	2	0
B → B	20	33	31	28	40	47	37	35
C → C	105	168	119	158	208	194	199	201
F → F	191	305	308	292	336	295	289	397
Upgraded	54 8.4%	46 4.9%	20 2.4%	40 4.4%	46 4.5%	53 5.5%	45 4.5%	35 3.04%
B → A	14	7	3	3	7	3	8	8
C → A	0	0	1	1	0	0	1	0
C → B	40	39	16	36	39	5	36	27
Upgraded/Qualified for Certificate	197 30.5%	255 27.2%	238 28.5%	275 30.1%	247 24.3%	280 29.0%	306 30.4%	319 27.7%
F → A	4	1	3	7	2	3	3	1
F → B	25	29	24	35	35	38	27	36
F → C	168	225	211	233	210	240	276	282
Upgraded to Narrowly Failed	69 10.7%	127 13.6%	117 14.0%	117 12.8%	136 13.4%	99 10.2%	128 12.7%	164 14.3%
F → N	69	127	117	117	136	99	128	164

This table shows that over the years Grade C has featured prominently in the different categories. Among those candidates who had no change in grade after the September session, the largest category (among those who had passed) remained with a Grade C. Amongst the candidates who had passed in May and improved their overall grade in September, the largest category has always been from Grade C to Grade B. Furthermore, among the candidates who upgraded their overall grade from a Fail to a Pass, the largest category upgraded to a Grade C. It is interesting to point out that the trends in the Matriculation Certificate results have remained very stable over the past six years.

SECTION 7.0: CONCLUSION

This report has been produced with the intention to provide important, valid information about various aspects of the Matriculation Certificate examination of 2004 in particular. The emphasis is on both the presentation of the information as well as on important analyses that are possible as a result of this information. However, it is possible for individuals and institutions to carry out further analyses on the data presented in this report. This report may be used as a basis of an evaluation of the Matriculation Certificate system of examinations that has been in operation for eight years to date.

Comments on this report and recommendations on improving this or similar documents published by the MATSEC Support Unit are welcome. These are to be addressed to Dr. Grace Grima, Principal Research and Development Officer, Academic Section, MATSEC Support Unit, University of Malta, Tel: 2340 2814 and Email: grace.grima@um.edu.mt.

APPENDICES