



UNIVERSITY OF MALTA  
MATSEC EXAMINATIONS BOARD

---

MATRICULATION CERTIFICATE STATISTICAL REPORT

---

2007

**MATSEC EXAMINATIONS BOARD**

**MATRICULATION CERTIFICATE  
EXAMINATIONS 2007**

**MATSEC SUPPORT UNIT  
UNIVERSITY OF MALTA**

**JANUARY 2008**

## LIST OF CONTENTS

<b>Executive Summary</b>	<b>i</b>
<b>1.0 Introduction</b>	<b>1</b>
<b>1.1 Background</b>	<b>1</b>
<b>1.2 Administrative Information</b>	<b>3</b>
<b>1.3 Requests for Special Arrangements</b>	<b>5</b>
<b>1.4 Registrations for Special Course Requirements</b>	<b>5</b>
<b>1.5 The Examination Centres</b>	<b>5</b>
<b>1.6 Oral Examinations</b>	<b>6</b>
<b>1.7 Coursework</b>	<b>7</b>
<b>1.8 Practical Examinations</b>	<b>7</b>
<b>1.9 Revision of Papers</b>	<b>8</b>
<b>1.10 Examiners' Reports</b>	<b>8</b>
<b>2.0 May 2007 Registrations</b>	<b>9</b>
<b>3.0 May 2007 Results</b>	<b>22</b>
<b>4.0 September 2007 Registrations</b>	<b>39</b>
<b>5.0 September 2007 Results</b>	<b>43</b>
<b>6.0 General Statistics</b>	<b>61</b>
<b>7.0 Conclusion</b>	<b>63</b>
<b>Appendices</b>	
<b>A: Regulations</b>	<b>65</b>
<b>B: Time-tables</b>	<b>70</b>
<b>C: Registration Forms</b>	<b>73</b>
<b>D: Application Form for Revision of Papers</b>	<b>83</b>
<b>E: Special Arrangements Form</b>	<b>86</b>

## LIST OF TABLES

<b>Table 1.1</b>	<b>Registrations for Matriculation Certificate 1997-2007</b>	<b>2</b>
<b>Table 1.2</b>	<b>Registrations for Single Subjects 1997-2007</b>	<b>2</b>
<b>Table 1.3</b>	<b>Oral Examinations – Advanced Level</b>	<b>6</b>
<b>Table 1.4</b>	<b>Oral Examinations – Intermediate Level</b>	<b>6</b>
<b>Table 1.5</b>	<b>Examiners used for Orals of Advanced Level Examinations</b>	<b>6</b>
<b>Table 1.6</b>	<b>Examiners used for Orals of Intermediate Level Examinations</b>	<b>6</b>
<b>Table 1.7</b>	<b>Practical Examinations – Advanced Level</b>	<b>7</b>
<b>Table 2.1</b>	<b>2007 Matriculation Certificate Registrations by Year of Birth and Gender</b>	<b>9</b>
<b>Table 2.2</b>	<b>2007 Single Subjects Registrations by Year of Birth and Gender</b>	<b>9</b>
<b>Table 2.3</b>	<b>May 2007 Matriculation Certificate Registrations by Subject and Gender</b>	<b>10</b>
<b>Table 2.4</b>	<b>May 2007 Single Subjects Registrations by Subject and Gender</b>	<b>16</b>
<b>Table 2.5</b>	<b>May 2007 Registration of Requests for Special Arrangements by Presenting Condition</b>	<b>16</b>
<b>Table 2.6</b>	<b>May 2007 Registrations of Requests for Special Arrangements by Subject</b>	<b>17</b>
<b>Table 2.7</b>	<b>May 2007 Registrations for Special Course Requirements</b>	<b>17</b>
<b>Table 2.8</b>	<b>May 2007 Registrations of Matriculation Certificate Candidates by Region and Locality in Malta</b>	<b>18</b>
<b>Table 2.9</b>	<b>May 2007 Registrations of Matriculation Certificate Candidates by Locality in Gozo</b>	<b>20</b>
<b>Table 2.10</b>	<b>May 2007 Registrations for Revision of Papers</b>	<b>21</b>
<b>Table 3.1</b>	<b>May 2007 Advanced Level Results by Subject and Gender: All Candidates</b>	<b>23</b>
<b>Table 3.2</b>	<b>May 2007 Intermediate Level Results by Subject and Gender: All Candidates</b>	<b>25</b>
<b>Table 3.3</b>	<b>May 2007 Advanced Level Results by Subject and Gender: Matriculation Certificate</b>	<b>27</b>
<b>Table 3.4</b>	<b>May 2007 Intermediate Level Results by Subject and Gender: Matriculation Certificate</b>	<b>29</b>
<b>Table 3.5</b>	<b>May 2007 Advanced Level Results by Subject and Gender: Single Subjects</b>	<b>31</b>
<b>Table 3.6</b>	<b>May 2007 Advanced Level Results by Subject and Gender: Special Course Requirements</b>	<b>33</b>
<b>Table 3.7</b>	<b>May 2007 Intermediate Level Results by Subject and Gender: Special Course Requirements</b>	<b>34</b>
<b>Table 3.8</b>	<b>May 2007 Outcomes of Requests for Revision of Papers</b>	<b>35</b>
<b>Table 3.9</b>	<b>May 2007 Matriculation Certificate Distribution of Grades</b>	<b>36</b>
<b>Table 3.10</b>	<b>May 2007 Failed/Missing Component/s in Matriculation Certificate</b>	<b>36</b>
<b>Table 3.11</b>	<b>May 2007 Matriculation Certificate Distribution of Grades: 1989 Cohort</b>	<b>38</b>
<b>Table 3.12</b>	<b>May 2007 Results of the Narrowly Failed Candidates (2005 and 2006)</b>	<b>38</b>
<b>Table 4.1</b>	<b>September 2007 Registrations by Matriculation Certificate Grades obtained in May 2007</b>	<b>39</b>
<b>Table 4.2</b>	<b>September 2007 Matriculation Certificate Registrations by Subject and Gender</b>	<b>40</b>

## LIST OF TABLES (cont.)

<b>Table 4.3</b>	<b>September 2007 Single Subjects Registrations by Subject and Gender</b>	<b>41</b>
<b>Table 4.4</b>	<b>September 2007 Registration for Special Course Requirements</b>	<b>41</b>
<b>Table 4.5</b>	<b>September 2007 Registrations for Revision of Papers</b>	<b>42</b>
<b>Table 5.1</b>	<b>September 2007 Advanced Level Results for All Candidates</b>	<b>43</b>
<b>Table 5.2</b>	<b>September 2007 Intermediate Level Results for All Candidates</b>	<b>45</b>
<b>Table 5.3</b>	<b>September 2007 Advanced Level Results by Subject and Gender: Matriculation Certificate</b>	<b>47</b>
<b>Table 5.4</b>	<b>September 2007 Intermediate Level Results by Subject and Gender: Matriculation Certificate</b>	<b>49</b>
<b>Table 5.5</b>	<b>September 2007 Advanced Level Results by Subject and Gender: Single Subjects</b>	<b>51</b>
<b>Table 5.6</b>	<b>September 2007 Advanced Level Results by Subject and Gender Special Course Requirements</b>	<b>53</b>
<b>Table 5.7</b>	<b>September 2007 Intermediate Level Results by Subject and Gender: Special Course Requirements</b>	<b>53</b>
<b>Table 5.8</b>	<b>September 2007 Outcomes of Requests for Revision of Papers</b>	<b>54</b>
<b>Table 5.9</b>	<b>September 2007 Matriculation Certificate Distribution of Grades</b>	<b>55</b>
<b>Table 5.10</b>	<b>Failed/Missing Component/s of Narrowly Failed Candidates in September 2007</b>	<b>55</b>
<b>Table 5.11</b>	<b>September 2007 Matriculation Certificate Distribution of Grades: 1989 Cohort</b>	<b>56</b>
<b>Table 5.12</b>	<b>September 2007 Results of Narrowly Failed Candidates (2005-2006)</b>	<b>56</b>
<b>Table 5.13</b>	<b>Passes in Advanced Level Subjects in 2007</b>	<b>57</b>
<b>Table 5.14</b>	<b>Passes in Intermediate Level Subjects in 2007</b>	<b>60</b>
<b>Table 6.1</b>	<b>Candidates qualified for the Matriculation Certification 1997-2007</b>	<b>61</b>
<b>Table 6.2</b>	<b>Supplementary Sessions 1997-2007: Changes in Overall Grade</b>	<b>61</b>
<b>Table 6.3</b>	<b>Supplementary Sessions 1997-2007: Details of Changes in Overall Grade</b>	<b>62</b>

## LIST OF FIGURES

<b>Figure 1</b>	<b>AM Registration by Gender: Group 1</b>	<b>11</b>
<b>Figure 2</b>	<b>AM Registration by Gender: Group 2</b>	<b>11</b>
<b>Figure 3</b>	<b>AM Registration by Gender: Group 3</b>	<b>12</b>
<b>Figure 4</b>	<b>AM Registration by Gender: Group 4</b>	<b>12</b>
<b>Figure 5</b>	<b>IM Registration by Gender: Group 1</b>	<b>13</b>
<b>Figure 6</b>	<b>IM Registration by Gender: Group 2</b>	<b>13</b>
<b>Figure 7</b>	<b>IM Registration by Gender: Group 3</b>	<b>14</b>
<b>Figure 8</b>	<b>IM Registration by Gender: Group 4</b>	<b>14</b>
<b>Figure 9</b>	<b>Distribution of Grade Points: May 2007</b>	<b>37</b>
<b>Figure 10</b>	<b>Distribution of Grade Points by Gender: May 2007</b>	<b>37</b>

## EXECUTIVE SUMMARY

This document reports on the Matriculation Certificate examinations of 2007 as well as the single subjects offered at Advanced Matriculation level in the same year. Candidates taking examinations to satisfy special course requirements and the Narrowly Failed candidates are also included as separate subgroups. This report gives an overview of the administration aspect of the examinations and then presents the registration and results data of the main session in May and the supplementary session in September. It also presents general statistics from the May and September sessions which have taken place between 1997 – 2007, to indicate the trends that have been developing since the Matriculation Certificate examinations were introduced in the Maltese Islands.

### **May 2007 Registrations**

#### *Matriculation Certificate*

In total, there were 2,532 candidates in May 2007: 1,071 males and 1,461 females. There were 2292 candidates from Malta (966 males and 1326 females) and 240 candidates from Gozo (105 males and 135 females).

In 2007, the largest number of registrations (74.6%) belonged to the 1989 cohort. These are the candidates who turned eighteen in 2007. In total, 33.8% of the infants born in 1989 (N= 5,584) registered for the Matriculation Certificate examinations in 2006. In particular, 27.0% of males (N=2,813) and 40.8% of females (N=2,771) born in 1989 registered for these examinations in this year.

In 2007, females outnumbered males in the registrations of the Matriculation Certificate examination. The relative proportions of males and females that made up the total registrations amounted to 42.3% males and 57.7% females.

At Advanced level, the most popular subjects were Pure Mathematics (685 candidates), Biology (568), Physics (503), and English (455). Subjects with a significantly higher proportion of females included the languages as well as Accounting, Biology, Chemistry, Home Economics, Marketing, Philosophy and Sociology. Males predominated in Advanced level Computing, Geography, Physics and Pure Mathematics.

At Intermediate level, the most popular subject was English (1435 candidates). This was followed by Philosophy (714), Maltese (649), and Physics (649). At this level, a higher proportion of females than males was observed in Biology, Chemistry, Environmental Science, French, Home Economics, Maltese, Philosophy and Sociology. Males only predominated in three subjects: Applied Mathematics, Computing and Engineering Drawing/Graphical Communication.

In Malta, the largest numbers of registrations came from the Northern Harbour region.

## ***Single Subjects***

In 2007, there were 1,032 candidates who registered for Single Subjects at Advanced Matriculation level: 369 males and 663 females. There were 947 candidates from Malta (344 males and 603 females) and 85 candidates from Gozo (25 males and 60 females).

The most popular Advanced level Single Subjects were English (212 candidates), Accounting (172 candidates) and Marketing (162 candidates).

## **May 2007 Results**

### ***Matriculation Certificate***

The results for all candidates show the distribution of grades overall and for males and females separately. In this session, at Advanced level, there were significant gender differences in favour of females in English ( $\chi^2 = 17.464$ ,  $df=5$   $p<0.01$ ), Maltese ( $\chi^2 = 11.505$ ,  $df=5$ ,  $p<0.05$ ) and Sociology ( $\chi^2 = 19.612$ ,  $df=5$ ,  $p<0.01$ ), and in favour of males in Biology ( $\chi^2 = 20.840$ ,  $df=5$ ,  $p<0.001$ ) and Chemistry ( $\chi^2 = 12.795$ ,  $df=5$ ,  $p<0.05$ ). At Intermediate level, there were significant gender differences in favour of females in French ( $\chi^2 = 9.801$ ,  $df=4$ ,  $p<0.05$ ), History ( $\chi^2 = 9.794$ ,  $df=3$ ,  $p<0.05$ ) and Maltese ( $\chi^2 = 13.003$ ,  $df=5$ ,  $p<0.05$ ) and in favour of males in Sociology ( $\chi^2 = 20.380$ ,  $df=4$ ,  $p<0.01$ ) and Systems of Knowledge ( $\chi^2 = 14.158$ ,  $df=5$ ,  $p<0.05$ ).

The May 2007 results showed that 46.2% of the May 2007 candidates (44.5% of males and 47.4% of females) were awarded a pass in the Matriculation Certificate after the main examination session. Overall, 7.7% of the candidates obtained Grade A, 15.6% obtained Grade B and 22.9% obtained Grade C. This year, a larger proportion of males obtained Grade A (9.1% of males compared to 6.7% of females) and more females obtained Grade B (16.4% of females compared to 14.5% of males) and Grade C (24.3% of females compared to 21.0% of males).

The overall percentages of requests for revision of papers averaged 6.8% for subjects at Advanced level and 3.6% for subjects at Intermediate level. At Advanced level, 11 out of the 435 requests for a Revision of Papers had their grade revised. At Intermediate level, 31 out of the 371 requests resulted in a higher grade.

## **September 2007 Registrations**

In total, 48.7% of the candidates (46.3% of males and 50.4% of females) who sat for the Matriculation Certificate in May 2007 applied for the supplementary session in September. As expected, the majority of the candidates who applied for the supplementary session were the ones who failed in May (77.6%). In addition, 19.5% of the September candidates had already obtained an overall Grade C in May and 2.8% had obtained a Grade B.

There were 180 candidates who registered for single subjects at Advanced Matriculation level (67 males and 113 females) for the supplementary session.

## **September 2007 Results**

Overall, there were 57.0% of the candidates (51.4% of males and 60.7% of females) who sat for the Supplementary session in September 2007 who managed to get a pass in the Matriculation Certificate. Overall, 1.3% of the candidates obtained Grade A, 8.81% obtained Grade B and 46.9% obtained Grade C. There were 10.6% of the candidates who were classified as Narrowly Failed.

The overall percentages of requests for revision of papers averaged 7.0% for subjects at Advanced level and 5.8% for subjects at Intermediate level. At Advanced level, only two out of the 73 requests for a Revision of Papers had the grade revised. At Intermediate level, none of the 54 requests for a Revision of Papers had the grade revised.

## **Overall Results**

In 2007, there were 63.0% of the candidates (1,595 out of 2,532) who obtained the Matriculation Certificate. There were 46.2% (1,169) who qualified in the May session and 16.8% (426) who qualified in the September session.

The analysis on the 1989 cohort shows that 70.7% of the candidates born in that year (1,335 out of 1,889) obtained the Matriculation Certificate in 2007. This means that 23.9 % of the infants born in 1989 (1,335 out of 5,584) obtained the obligatory entry requirements for University in 2007. There was a gender imbalance in this figure in favour of females: while 29.8% of females born in 1989 (825 out of 2,771) obtained the Matriculation Certificate in 2007, only 18.1 % of males born in the same year (510 out of 2,813) obtained the same qualification.

At Advanced level, when overall passes (Grades A to E) are considered, the range of pass rates in the different subjects varied from over 90% (French, Geography, German, Home Economics, Information Technology, Music and Russian) to 50% (Applied Mathematics and Arabic).

At Intermediate level, when overall passes (Grades A to E) are considered, the range of pass rates in the different subjects also varied from over 90% (Arabic, German, History, Information Technology, Italian, Maltese, Marketing, Music and Spanish) to 71.7% (Engineering Drawing / Graphical Communication).



# MATSEC EXAMINATIONS BOARD

## MATRICULATION CERTIFICATE 2007

### SECTION 1.0: INTRODUCTION

#### 1.1 Background

The Matriculation and Secondary Education Certificate (MATSEC) Board was set up in 1991. It is responsible for external examinations at two levels: (a) the Matriculation Certificate examinations which have replaced the GCE A-levels and (b) the Secondary Education Certificate (SEC) examinations which have replaced the General Certificate of Education Ordinary Level (GCE O-level) offered by English examination boards.

The Matriculation Certificate is based on the International Baccalaureate model that maintains that students develop into more mature individuals if their studies cover both the areas of the Humanities and the Sciences. In the Matriculation Certificate examinations, subjects are divided into four groups and students must choose one subject from each of Groups 1, 2 and 3 and any other two subjects. This structure ensures that candidates choose subjects from both the Humanities and the Sciences areas. In addition, all students are obliged to sit for Systems of Knowledge, a pass in which is obligatory in order to be awarded the certificate. In this system of examinations, students study two subjects at Advanced level and another four at Intermediate level, including Systems of Knowledge. Although any of the subjects offered may be chosen, there are some restrictions laid out in the regulations (See Appendix A). The regulations permit candidates to sit for single subjects at Advanced Matriculation level only.

The Matriculation Certificate requirements are intended to provide an opportunity for all students finishing post-secondary school education to obtain external certification for the subjects studied at school. The Matriculation Certificate is the obligatory entry requirement into the University of Malta. However, certain Faculties have special course requirements in terms of the subjects needed for admission and the grades that are acceptable for further studies in particular areas. Students already in possession of the Matriculation Certificate have the opportunity to apply for specific subjects at Advanced and Intermediate levels to fulfil special course requirements.

The main session of the examinations is held in May while the supplementary session is held in September. The regulations of these examinations were first published in 1994, and candidates took the examinations for the first time in 1997. To be awarded the Matriculation Certificate, candidates must obtain a pass in at least one of the subjects offered in each of Groups 1, 2 and 3 and Systems of Knowledge in one session (which includes the supplementary session) and gain at least 44 grade points. Grade points are awarded as follows:

*For subjects at Advanced Level:*

Grade A = 30 grade points  
Grade B = 24 grade point  
Grade C = 18 grade points  
Grade D = 12 grade points  
Grade E = 6 grade points.

*For subjects at Intermediate Level:*

Grade A = 10 grade points  
Grade B = 8 grade points  
Grade C = 6 grade points  
Grade D = 4 grade points  
Grade E = 2 grade points

The Certificate is awarded with an overall grade A, B, or C on the basis of the candidates' performance in the five subjects and in Systems of Knowledge.

Grade A is awarded to candidates who score between 80 and 100 grade points.

Grade B is awarded to candidates who score between 64 and 78 grade points.

Grade C is awarded to candidates who score between 44 and 62 grade points.

Candidates are allowed to resit a maximum of three subjects in the supplementary session as follows: one subject at Advanced level, one subject at Intermediate level and Systems of Knowledge.

Candidates who narrowly fail to obtain the overall Grade C in the supplementary session are awarded a Grade N. These candidates have the option to resit one failed/low graded subject or sit for another subject from the same group and at the same level in the next session of examinations.

Table 1.1 below shows the numbers of candidates who registered for the Matriculation Certificate examinations during the period 1997 – 2007.

**Table 1.1: Registrations for Matriculation Certificate 1997-2007**

<b>Year</b>	<b>Males</b>	<b>Females</b>	<b>Total</b>
1997	628	681	1309
1998	756	874	1630
1999	784	937	1721
2000	811	1051	1862
2001	842	1139	1981
2002	869	1149	2018
2003	878	1181	2059
2004	976	1257	2233
2005	1028	1427	2455
2006	1052	1498	2550
2007	1071	1461	2532

Table 1.2 shows the numbers of candidates who have registered for Single Subjects at Advanced Matriculation level during the period 1997– 2007.

**Table 1.2: Registrations for Single Subjects 1997-2007**

<b>Year</b>	<b>Males</b>	<b>Females</b>	<b>Total</b>
1997	713	760	1473
1998	558	635	1193
1999	610	800	1410
2000	556	671	1227
2001	643	874	1517
2002	586	739	1325
2003	522	733	1255
2004	478	700	1178
2005	471	658	1129
2006	435	649	1084
2007	369	663	1032

The present document reports on the Matriculation Certificate examinations which took place in 2007. It also presents data on the entries for single subjects at Advanced Matriculation level in the same year. The report first gives an overview of the administration aspect of the examinations and then presents the registration and results data of the main session in May and the supplementary session in September. It also presents general statistics from the May and September sessions which have taken place between 1997 – 2007 to indicate the trends that have been developing since the Matriculation Certificate system of examinations was introduced in the Maltese Islands.

## 1.2 Administrative Information

The regulations of the Matriculation Certificate examinations 2005 are presented in Appendix A.

### *2007 May Session*

The timetable for the May session was issued in mid-October 2006 (a copy is available in Appendix B). Registration for the examinations took place between 2<sup>nd</sup> and 15<sup>th</sup> January 2007 (See Appendix C for a copy of the registration forms). Late applications were received on 26<sup>th</sup> January 2007. All applications were received at the Examinations Department, Floriana and the Examinations Centre, Victoria, Gozo. They were processed by the Examinations Department, Floriana. There were 2532 candidates (1071 males and 1461 females) who registered for the Matriculation Certificate examinations of May 2007. In addition, there were 1032 candidates (369 males and 663 females) who registered for single subjects at Advanced Matriculation level.

The written examinations took place between 24<sup>th</sup> April and 28<sup>th</sup> May 2007.

The following subjects were offered for examination:

Accounting,	Applied Mathematics,	Arabic,
Art,	Biology,	Chemistry,
Computing,	Economics,	Engineering Drawing**,
Engineering Drawing/Graphical Communication*,	French,	English,
Environmental Science*,	Graphical Communication**,	Geography,
German,	Home Economics,	Greek,
History,	Latin,	Information Technology,
Italian,	Music,	Maltese,
Marketing,	Pure Mathematics,	Philosophy,
Physics,	Sociology,	Religious Knowledge,
Russian,		Spanish,
Systems of Knowledge*.		

\* Offered at Intermediate Level only.

\*\* Offered at Advanced Level only.

These subjects were grouped as follows:

#### **Group 1:**

Arabic, English, French, German, Greek, Italian, Latin, Maltese, Russian and Spanish.

#### **Group 2:**

Accounting, Economics, Geography, History, Marketing, Philosophy, Religious Knowledge and Sociology.

**Group 3:**

Applied Mathematics, Biology, Chemistry, Environmental Science, Physics, and Pure Mathematics.

**Group 4:**

Art, Computing, Engineering Drawing, Engineering Drawing/Graphical Communication, Graphical Communication, Home Economics, Information Technology, Music.

Systems of Knowledge.

The results of these examinations were published on 16<sup>th</sup> July 2007. In this session, there were 96.1% of the Matriculation Certificate candidates (2434 / 2532) who applied to receive their results by sms. There were 92.2% of the Single Subject registrants (952 / 1032) who also applied for this service. Registration for the service of a Revision of Papers took place between 24<sup>th</sup> July and 27<sup>th</sup> July 2007 at the Gateway Building, University of Malta. (See Appendix D for a copy of the form).

***2007 September Session***

The timetable for the September session was issued on the 16<sup>th</sup> July 2007 (see Appendix B).

Registration for the examinations took place between 24<sup>th</sup> July and 27<sup>th</sup> July 2007. All applications were received and processed by the MATSEC Support Unit, University of Malta. There were 1232 candidates who registered for the Matriculation Certificate examinations (496 males and 736 females) and 180 candidates who registered for single subjects at Advanced Matriculation level (67 males and 113 females) for the supplementary session.

The examinations were held between 1<sup>st</sup> and 7<sup>th</sup> September 2007.

All the subjects offered for examination in the May session were offered in the September session.

The results of these examinations were published on 28th September 2007. In this session, 89.9% of the Matriculation Certificate candidates (1107 / 1232) registered to receive their result by sms. A further 163 of the Single Subject candidates also registered for this service.

Registration for the service of a Revision of Papers took place on 3rd October 2007 at the MATSEC Support Unit, University of Malta.

### 1.3 Requests for Special Arrangements

Requests for Special Arrangements during MATSEC examinations were received during the period of registration. Candidates needed to fill in a special form (see Appendix E for a copy of the form). This year, there were 30 applications for special arrangements that were considered by the Access Disability Support Committee of the University of Malta.

### 1.4 Registrations for Special Course Requirements

Registrations for Special Course Requirements were introduced in 2004 for students who had already obtained the Matriculation Certificate but needed to satisfy the special requirements for courses at the University. Registrations for Special Course Requirements were received during the period of registration for the Matriculation Certificate. This year, there were 97 such registrations for the main session (43 males and 54 females) in May and 23 for the September supplementary session (15 males and 8 females).

### 1.5 The Examination Centres

In Malta, the administration of the examinations in the different centres was the responsibility of the Examinations Department, Floriana.

In Gozo, the administration of the examinations in the different centres was the responsibility of the Examinations Centre, Victoria.

In 2007 the following examination centres were used in Malta:

#### *May 2007*

<u>Name of Centre</u>	<u>Capacity</u>
Dun Guzepp Zammit Brighella Boys' Junior Lyceum, Hamrun	500
Goivanni Curmi Higher Secondary School, Naxxar	540
Maria Assumpta Girls' Secondary School, Harmun	1060
St Aloysius College, B'Kara	638

The services of 8 supervisors and 262 invigilators were used.

#### *September 2007*

<u>Name of Centre</u>	<u>Capacity</u>
Maria Assumpta Girls' Secondary School, Harmun	910
St Aloysius College, B'Kara	638

The services of 5 supervisors and 66 invigilators were used.

In Gozo, the following two examination centres were used in 2007 for the May and September sessions:

<u>Name of Centre</u>	<u>Capacity</u>
Examinations Centre, Victoria	150
Sir M.A. Refalo Post-Secondary School, Victoria	450

In May 2007, the services of 2 supervisors and 40 invigilators were used whereas in September 2007, the services of 2 supervisors and 20 invigilators were used.

## 1.6 Oral Examinations

Tables 1.3 and 1.4 show the dates of the oral examinations at Advanced and Intermediate levels.

**Table 1.3: Oral Examinations – Advanced Level**

<b>Subject</b>	<b>Dates</b>
Arabic	26 <sup>th</sup> April
French	17 <sup>th</sup> May
German	21 <sup>st</sup> April
Italian	21 <sup>st</sup> and 23 <sup>rd</sup> April
Russian	21 <sup>st</sup> April
Spanish	21 <sup>st</sup> April

**Table 1.4: Oral Examinations – Intermediate Level**

<b>Subject</b>	<b>Dates</b>
Arabic	26 <sup>th</sup> April
English	27 <sup>th</sup> and 28 <sup>th</sup> April, 8 <sup>th</sup> , 18 <sup>th</sup> , 28 <sup>th</sup> May
French	10 <sup>th</sup> May
German	9 <sup>th</sup> May
Italian	16 <sup>th</sup> , 24 <sup>th</sup> May
Maltese	25 <sup>th</sup> April, 12 <sup>th</sup> , 23 <sup>rd</sup> May
Spanish	9 <sup>th</sup> May

In Malta, the oral examinations were held at St Aloysius College, B’Kara and the Junior College, Msida. In Gozo, the examinations were held at the Examinations Centre, Victoria.

Teachers were recruited for the oral examinations on the basis of the recommendation of the Chairperson of the respective subjects.

Tables 1.5 and 1.6 show the numbers of examiners involved in the different subjects at the two levels.

**Table 1.5: Examiners used for Orals of Advanced Level Examinations**

<b>Subject</b>	<b>Malta</b>	<b>Gozo</b>	<b>Total</b>
Arabic	1	0	1
French	11	1	12
German	2	1	3
Italian	7	1	8
Russian	1	0	1
Spanish	4	1	5
<b>Total</b>	<b>26</b>	<b>4</b>	<b>30</b>

**Table 1.6: Examiners used for Orals of Intermediate Level Examinations**

<b>Subject</b>	<b>Malta</b>	<b>Gozo</b>	<b>Total</b>
Arabic	1	0	1
English	15	5	20
French	11	1	12
German	2	1	3
Italian	8	1	9
Maltese	10	4	14
Spanish	1	1	2
<b>Total</b>	<b>48</b>	<b>13</b>	<b>61</b>

## 1.7 Coursework

There were five subjects at Advanced Level with coursework in May 2007. These were: Art, Computing, Geography, Home Economics and Information Technology. The coursework of the private candidates was to be submitted to the Examinations Department, Floriana and the Examinations Centre, Victoria, Gozo by 16<sup>th</sup> March 2007.

There were four subjects at Intermediate Level with coursework in May 2007. These were: Art, Computing, Information Technology and Systems of Knowledge. The coursework of the private candidates was to be submitted to the Examinations Department, Floriana and the Examinations Centre, Victoria, Gozo by 16<sup>th</sup> March 2007.

It is important to note that some candidates were called for an interview in relation to the work presented for the coursework component of the subjects under consideration.

## 1.8 Practical Examinations

Practical examinations at Advanced Level were held in the following subjects: Art, Biology, Chemistry, Music and Physics. Table 1.7 shows the dates of these examinations:

**Table 1.7: Practical Examinations – Advanced Level**

<b>Subject</b>	<b>Dates</b>
Art	26 <sup>th</sup> May
Biology	28 <sup>th</sup> , 29 <sup>th</sup> , 30 <sup>th</sup> , 31 <sup>st</sup> May
Chemistry	25 <sup>th</sup> May, 1 <sup>st</sup> June, 8 <sup>th</sup> June
Music	27 <sup>th</sup> April
Physics	4 <sup>th</sup> , 5 <sup>th</sup> , 6 <sup>th</sup> June

In Malta, the practical examinations for Biology, Chemistry and Physics were held at the University laboratories. In Gozo, they were held at the laboratories of Sir M.A.Refalo Post-Secondary School, Victoria.

In May 2007, the Music practical examination was held at the Music Studies Room, Mediterranean Institute, University of Malta and at the Ministry for Gozo, Victoria, Gozo.

## **1.9 Revision of Papers**

Candidates who are not satisfied with the grade awarded to them in any subject may register for the service of a Revision of Papers. Information about the registration period for this service is posted to the candidates with their result slip. For each subject, an additional examiner is appointed to review the papers of the candidates who ask for a Revision of Papers. A brief report on the performance of the candidate is written in each case. This is forwarded to the candidate. A fee of Lm15 per subject is paid on registration. This fee is refundable in cases where the Board of Examiners recommends a change in the original grade. In the May 2007 session, there were 435 requests for Revision of Papers at Advanced Level and 371 at Intermediate Level. In the September 2007 session, there were 73 requests for Revision of Papers at Advanced Level and 54 at Intermediate Level.

## **1.10 Examiners' Reports**

For each subject, the Chairperson is required to write an Examiners' Report on the performance of the candidates on the examination. The information for this report is usually compiled from the different markers involved in the process. This report provides statistical data on the grades awarded and gives detailed feedback on the performance of the candidates. These reports, complemented with copies of the respective examination papers, were published in November 2007. They were circulated to all post-secondary schools and to the University Library as well as the Public Libraries in Malta and Gozo. These reports are available on the MATSEC website <http://www.home.um.edu.mt/matsec>



## SECTION 2.0: MAY 2007 REGISTRATIONS

Table 2.1 presents the numbers of candidates who registered in May 2007 for the Matriculation Certificate by year of birth and gender.

**Table 2.1: 2007 Matriculation Certificate Registrations  
By Year of Birth and Gender**

Year	Males	Females	Total
<b>Pre-1986</b>	10	8	18
<b>1986</b>	15	15	30
<b>1987</b>	51	54	105
<b>1988</b>	235	252	487
<b>1989</b>	759	1130	1889
<b>1990</b>	1	2	3
<b>Total</b>	<b>1071</b>	<b>1461</b>	<b>2532</b>

In total, there were 2,532 candidates in May 2007: 1,071 males and 1,461 females. There were 2292 candidates from Malta (966 males and 1326 females) and 240 candidates from Gozo (105 males and 135 females).

The largest number of registrations (74.6%) belonged to the 1989 cohort. This is the cohort that turned eighteen in 2007. There were 5,584 infants born in 1989 (2,813 males and 2,771 females) in the Maltese Islands. This means that 33.8% of the infants born in 1989 (27.0% of males and 40.8% of females) registered for the Matriculation Certificate examinations in 2007.

Table 2.2 presents the numbers of candidates who registered in May 2007 for single subjects at Advanced Matriculation level by year of birth and gender.

**Table 2.2: 2007 Single Subjects Registrations  
by Year of Birth and Gender**

Year	Males	Females	Total
<b>Pre-1986</b>	114	257	371
<b>1986</b>	25	37	62
<b>1987</b>	54	77	131
<b>1988</b>	88	155	243
<b>1989</b>	48	92	140
<b>1990</b>	39	45	84
<b>1991</b>	1	0	1
<b>Total</b>	<b>369</b>	<b>663</b>	<b>1032</b>

Table 2.2 shows that there were 1,032 candidates who registered for single subjects at Advanced Matriculation level in 2007: 369 males and 663 females. There were 947 candidates from Malta (344 males and 603 females) and 85 candidates from Gozo (25 males and 60 females).

The largest category of registrations for single subjects belonged to the pre-1986 cohort (35.9%). These candidates were over 21 years old when they applied for these examinations. The second largest categories of registrations came from the 19-year-olds (23.5%).

Tables 2.1 and 2.2 show that females outnumbered males in the registrations of both the Matriculation Certificate and the Single Subjects Advanced Matriculation examinations. In both cases, the relative proportions of males and females that made up the total registrations were higher for females (57.7% females versus 42.3% males for the Matriculation Certificate and 64.2% females versus 35.8% males for the Single Subjects).

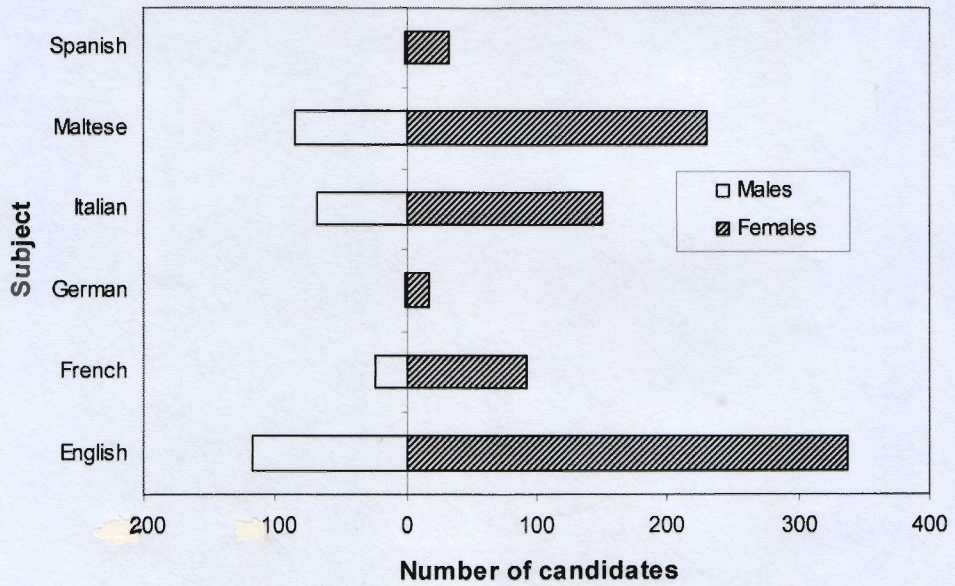
Table 2.3 below provides information on the numbers of candidates, males and females, who applied for the Matriculation Certificate examinations at Advanced and Intermediate levels in the different subjects.

**Table 2.3: May 2007 Matriculation Certificate Registrations by Subject and Gender**

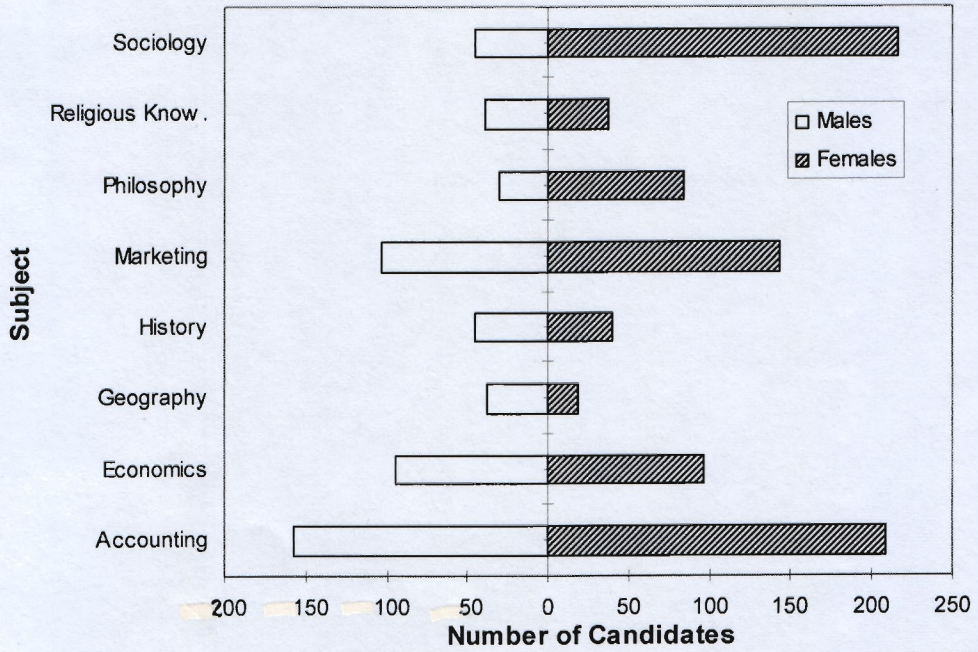
Subjects	Advanced Level			Intermediate Level		
	Males	Females	Total	Males	Females	Total
<b>Accounting</b>	157	209	366	89	71	160
<b>Applied Mathematics</b>	7	3	10	71	32	103
<b>Arabic</b>	0	0	0	0	2	2
<b>Art</b>	33	47	80	11	35	46
<b>Biology</b>	191	377	568	39	171	210
<b>Chemistry</b>	175	248	423	6	26	32
<b>Computing</b>	95	77	172	144	49	193
<b>Economics</b>	94	97	191	44	40	84
<b>Engineering Drawing</b>	4	1	5	-	-	-
<b>Engineering/Graph. Com</b>	-	-	-	88	25	113
<b>English</b>	117	338	455	630	803	1433
<b>Environmental Science</b>	-	-	-	193	366	559
<b>French</b>	24	92	116	39	95	134
<b>Geography</b>	38	19	57	47	44	91
<b>German</b>	1	17	18	17	14	31
<b>Graphical Communication</b>	11	4	15	-	-	-
<b>History</b>	45	40	85	29	38	67
<b>Home Economics</b>	7	82	89	6	37	43
<b>Information Technology</b>	30	25	55	151	162	313
<b>Italian</b>	69	150	219	132	120	252
<b>Maltese</b>	85	230	315	241	408	649
<b>Marketing</b>	103	143	246	113	113	226
<b>Music</b>	2	3	5	5	5	10
<b>Philosophy</b>	30	84	114	275	439	714
<b>Physics</b>	349	154	503	270	379	649
<b>Pure Mathematics</b>	389	196	585	216	330	546
<b>Religious Knowledge</b>	39	37	76	215	239	454
<b>Sociology</b>	46	216	262	138	331	469
<b>Spanish</b>	1	33	34	4	9	13
<b>Systems of Knowledge</b>	-	-	-	1071	1461	2532

Figures 1-4 and 5-8 that follow, present the numbers of male and female registrations per subject at Advanced and Intermediate levels. Please note that in these figures, AM refers to Advanced level subjects and IM refers to Intermediate level subjects.

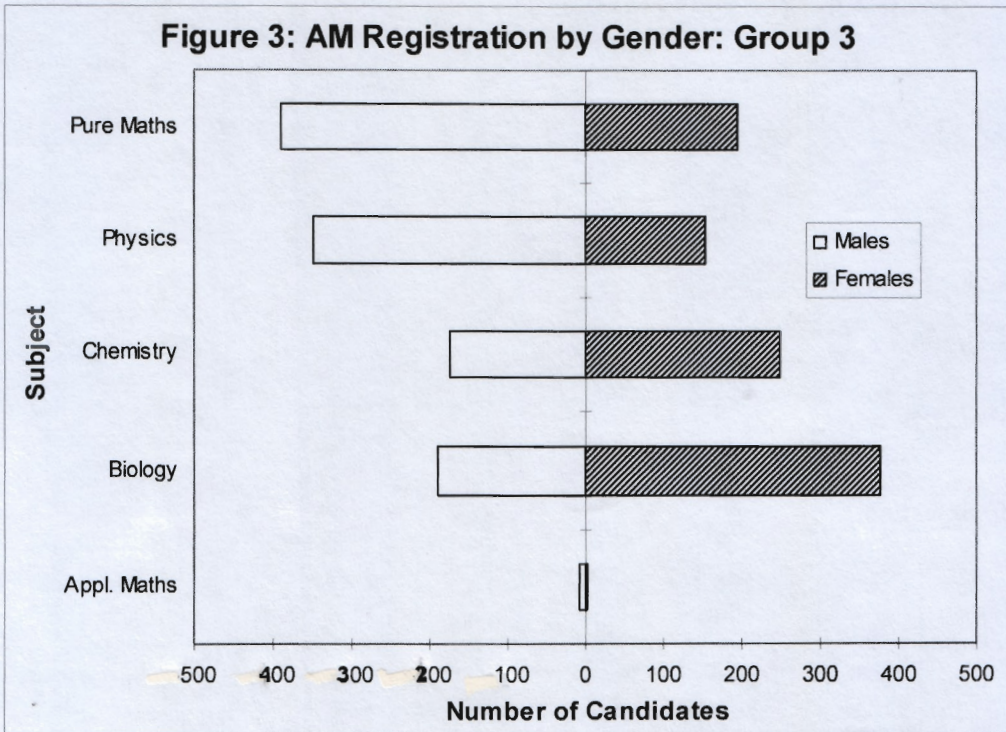
**Figure 1: AM Registration by Gender: Group 1**



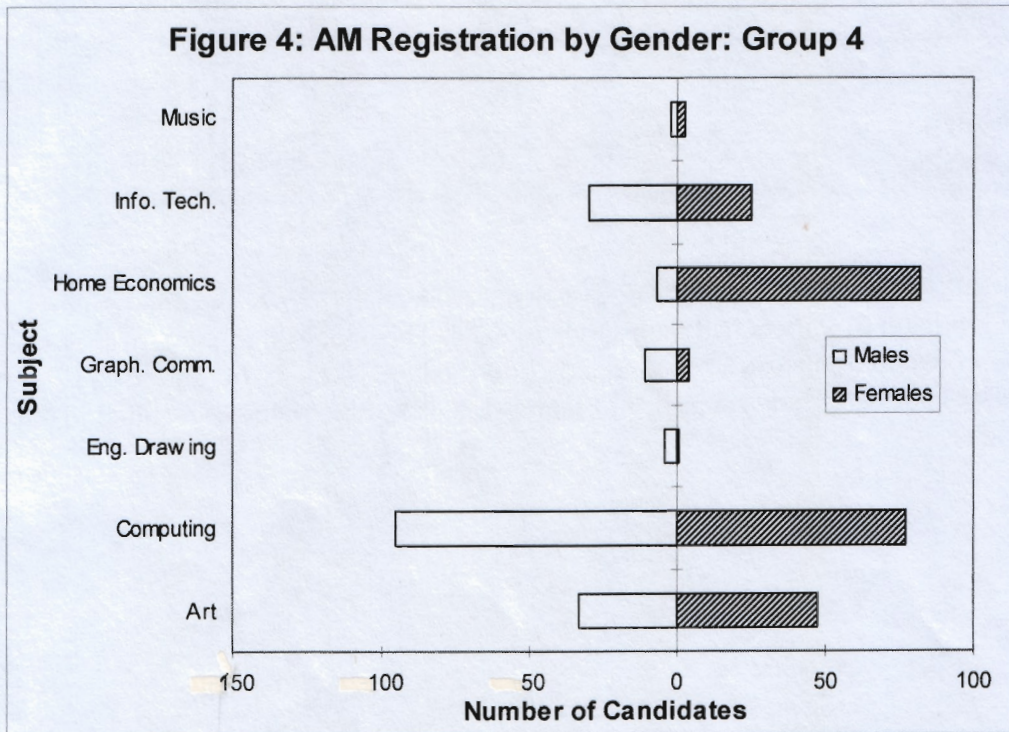
**Figure 2: AM Registration by Gender: Group 2**



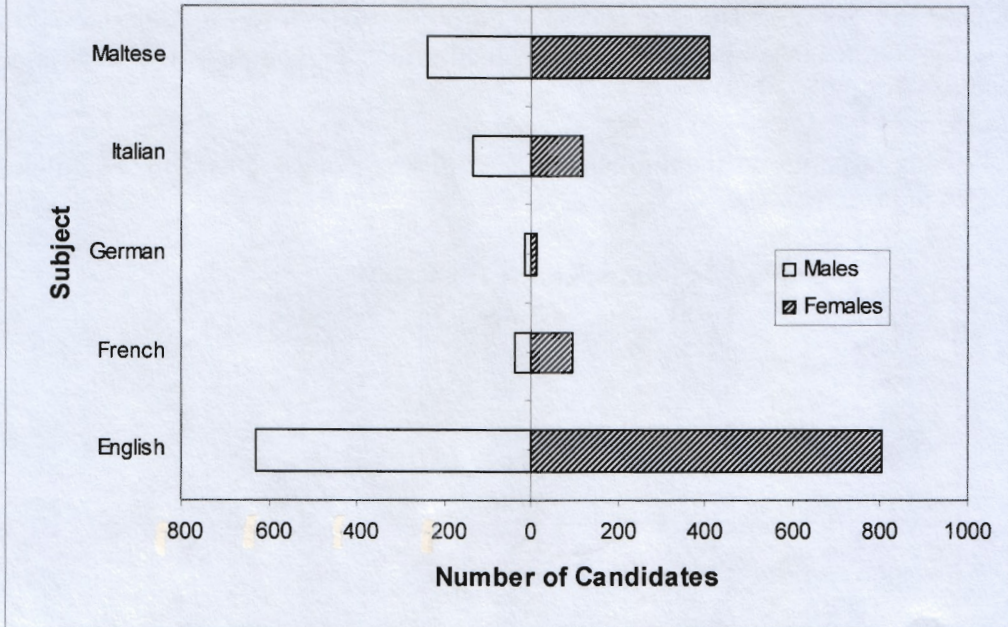
**Figure 3: AM Registration by Gender: Group 3**



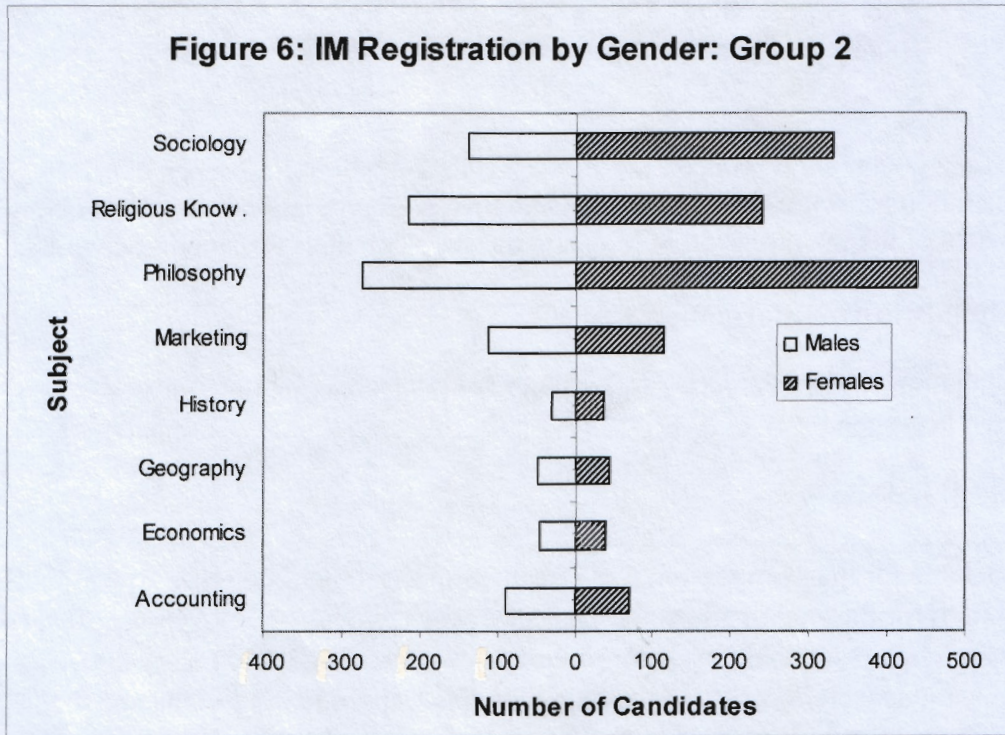
**Figure 4: AM Registration by Gender: Group 4**



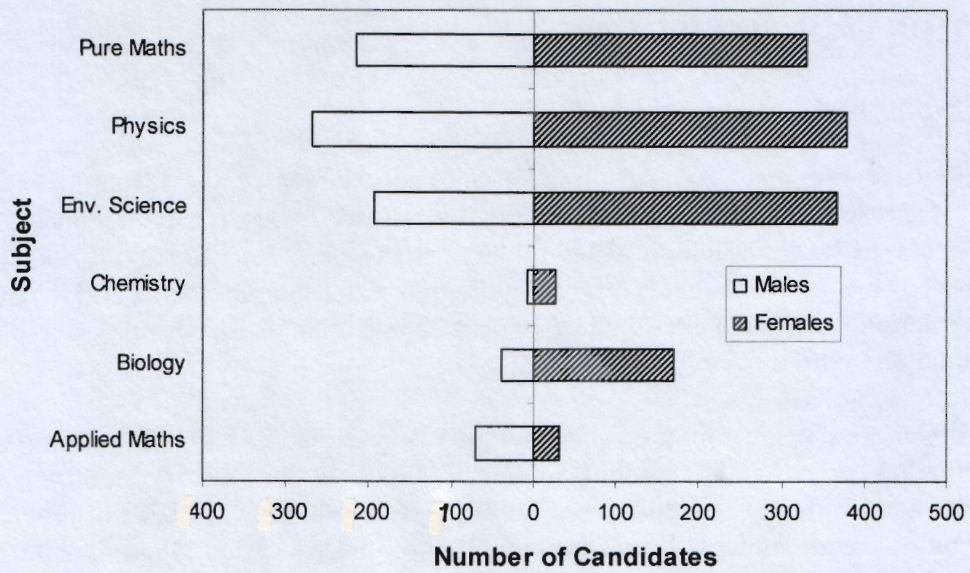
**Figure 5: IM Registrations by Gender: Group 1**



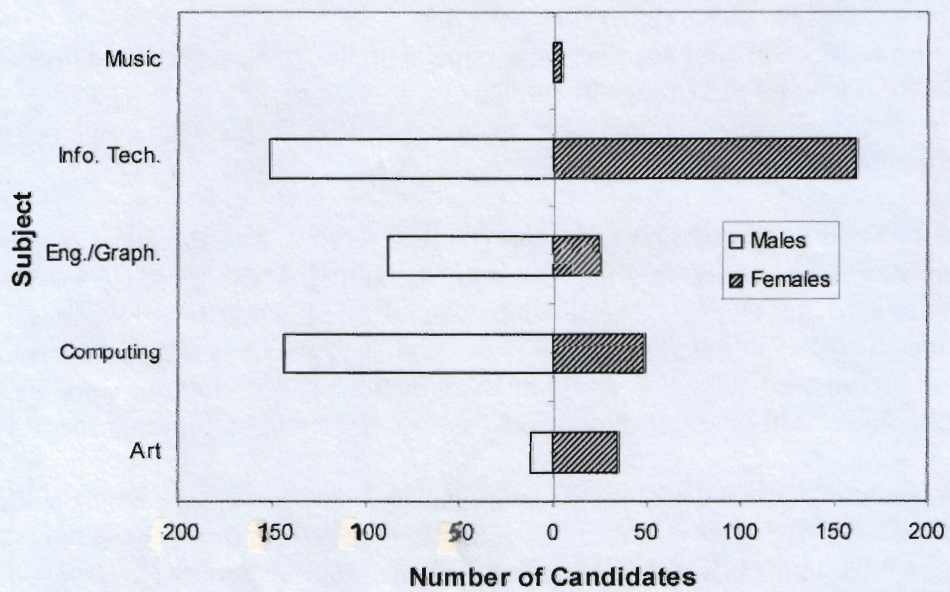
**Figure 6: IM Registration by Gender: Group 2**



**Figure 7: IM Registration by Gender: Group 3**



**Figure 8: IM Registration by Gender: Group 4**



In the Matriculation Certificate, the most popular subjects at Advanced level were Pure Mathematics (585 candidates), Biology (568), Physics (503), and English (455). At Intermediate level, the most popular subject was English (1433 candidates). This was followed by Philosophy (714), Maltese (649), and Physics (649).

At Advanced level, subjects with a significantly higher proportion of females included the languages, Accounting, Biology, Chemistry, Home Economics, Marketing, Philosophy and Sociology. Males predominated in Advanced level Computing, Geography, Physics and Pure Mathematics.

At Intermediate level, a higher proportion of females than males was observed in Biology, Chemistry, Environmental Science, French, Home Economics, Maltese, Philosophy and Sociology. It is interesting to note that more males than females tended to study Pure Mathematics at Advanced level, while more females than males tended to study this subject at Intermediate level. Males only predominated in three subjects at Intermediate level: Applied Mathematics, Computing and Engineering Drawing/Graphical Communication.

In 2007, there were 15 candidates (7 males and 8 females) who were classified as Narrowly Failed (N) in 2005 and applied for the sit for one subject in May 2007. Furthermore, there were 121 candidates (54 males and 67 females) who were classified as Narrowly Failed in 2006 and applied to sit for one subject in May 2006. As explained in Section 1.1, these candidates had the option to resit one failed/low graded subject or sit for another subject from the same group at the same level. These candidates are followed through as a subgroup of the Matriculation Certificate examination in the different sections of this report.

Table 2.4 below provides information on the numbers of candidates, males and females, who applied for single subjects at Advanced Matriculation level in the different subjects. Systems of Knowledge was the only subject that was offered as a single subject at Intermediate level. The registration numbers show that in 2007, the most popular single subjects were English (212 candidates), and two commercial subjects: Marketing (172 candidates) and Accounting (162 candidates).

This year there were 30 candidates who made requests for special arrangements at this level. Table 2.5 shows the presenting conditions of these candidates. It is important to point out that applications by candidates with disability were processed by the Access Disability Support Committee of the University of Malta. This committee decides on appropriate arrangements to enable these candidates to take the examinations. In general, special arrangements included extra time, rest periods, large print, provision of amanuenses as well as special instructions to examiners of oral components, invigilators and markers.

**Table 2.4: May 2007 Single Subjects Registrations by Subject and Gender**

Subjects	Advanced Level		
	Males	Females	Total
Accounting	48	114	162
Applied Mathematics	2	0	2
Arabic	0	2	2
Art	20	27	47
Biology	5	21	26
Chemistry	6	12	18
Computing	37	12	49
Economics	19	22	41
Engineering Drawing	0	0	0
English	50	162	212
French	5	17	22
Geography	4	2	6
German	11	16	27
Graphical Communication	6	0	6
History	11	12	23
Home Economics	2	14	16
Information Technology	6	0	6
Italian	20	57	77
Maltese	19	54	73
Marketing	63	109	172
Music	1	2	3
Philosophy	11	9	20
Physics	44	16	60
Pure Mathematics	55	21	76
Religious Knowledge	19	53	72
Russian	1	1	2
Sociology	15	28	43
Spanish	4	23	27
	Intermediate Level		
Systems of Knowledge	1	0	1

**Table 2.5: May 2007 Registration of Requests for Special Arrangements by Presenting Condition**

Condition	Candidates
Speech Impairment	2
Spina Bifida	2
Diabetic	2
ADHD	1
Visual Impairment	2
Colour Blindness	2
Anxiety	1
Hearing Impairment	2
Specific Learning Difficulty/Dyslexia	6
Mobility Difficulty	1
Writing Impairment	1
Phonological Difficulty	1
Pregnancy	1
Writer's Cramp	1
Cerebral Palsy	1
Hand Injury	2
Muscular Dystrophy	1
OCD	1
<b>Total</b>	<b>30</b>



Table 2.6 below shows that candidates who made requests for special arrangements registered for a variety of subjects at Advanced and Intermediate levels.

**Table 2.6: May 2007 Registrations of Requests for Special Arrangements by Subject**

Subject	Advanced	Intermediate
Accounting	3	1
Applied Mathematics	1	1
Art	4	0
Biology	2	4
Chemistry	2	0
Computing	1	0
Economics	2	0
Engineering Drawing	1	-
Eng. Drawing & Graph. Com.	-	4
English	6	15
Environmental Science	0	7
French	1	0
Geography	1	1
German	0	1
History	3	2
Home Economics	2	0
Information Technology	0	2
Italian	2	4
Maltese	4	7
Marketing	1	2
Philosophy	2	5
Physics	6	3
Pure Mathematics	5	5
Religious Knowledge	4	3
Sociology	3	5
Systems of Knowledge	-	24
<b>Total</b>	<b>56</b>	<b>96</b>

Table 2.7 below shows the Advanced and Intermediate level subjects that a subgroup of candidates registered for in order to satisfy special course requirements (N=97).

**Table 2.7: May 2007 Registrations for Special Course Requirements**

Subject	Advanced	Intermediate
Accounting	0	1
Applied Mathematics	0	1
Biology	40	6
Computing	0	1
Chemistry	39	2
English	1	37
Eng. Drawing & Graph. Comm.	0	2
Environmental Science	0	3
French	0	1
Information Technology	0	2
Italian	0	4
Maltese	0	20
Philosophy	0	6
Physics	2	36
Pure Mathematics	0	4
Religious Knowledge	0	17
Sociology	1	2

Tables 2.8 and 2.9 below show the number of candidates who registered for the Matriculation Certificate examinations from the different localities in Malta and Gozo.

**Table 2.8: May 2007 Registrations of Matriculation Certificate Candidates by Region and Locality in Malta (Page 1 of 2)**

<b>Locality - Malta</b>	<b>Males</b>	<b>Females</b>	<b>Total</b>
<b>Southern Harbour</b>	<b>139</b>	<b>184</b>	<b>323</b>
Birgu	0	2	2
Bormla	3	6	9
Fgura	22	40	62
Floriana	3	3	6
Isla	3	3	6
Kalkara	7	8	15
Luqa	12	7	19
Marsa	5	5	10
Paola	12	8	20
Santa Luċija	6	13	19
Tarxien	16	37	53
Valetta	7	3	10
Xgħajra	4	2	6
Żabbar	39	47	86
<b>Northern Harbour</b>	<b>312</b>	<b>384</b>	<b>696</b>
Birkirkara	41	60	101
Fleur-de-Lys	3	6	9
G`Mangia	2	9	11
Gżira	13	20	33
Hamrun	13	15	28
Ibraġġ	11	5	16
Kappara	9	9	18
Msida	15	22	37
Pembroke	8	15	23
Pieta'	9	5	14
Qormi	34	57	91
San Ġiljan	14	22	36
San Ġwann	45	38	83
Santa Venera	19	23	42
Sliema	32	47	79
St Andrews	1	4	5
Swatar	4	1	5
Swieqi	35	25	60
Ta' Xbiex	4	1	5

**Table 2.8: May 2007 Registrations of Matriculation Certificate Candidates by Region and Locality in Malta (Page 2 of 2)**

<b>South Eastern</b>	<b>131</b>	<b>211</b>	<b>342</b>
Birżebbuġa	20	20	40
Għaxaq	8	18	26
Gudja	8	20	28
Kirkop	2	9	11
Marsascala	22	39	61
Marsaxlokk	10	10	20
Mqabba	13	10	23
Qrendi	4	8	12
Safi	5	6	11
Żejtun	17	28	45
Żurrieq	22	43	65
<b>Western</b>	<b>206</b>	<b>258</b>	<b>464</b>
Attard	55	63	118
Bahrija	1	3	4
Balzan	18	19	37
Dingli	11	15	26
Iklin	21	31	52
Lija	11	17	28
Mdina	1	0	1
Mtarfa	2	9	11
Rabat	30	43	73
Sigġiewi	24	26	50
Żebbuġ	32	32	64
<b>Northern</b>	<b>178</b>	<b>289</b>	<b>467</b>
Baħar iċ-Ċagħaq	4	6	10
Buġibba	8	6	14
Burmarrad	0	2	2
Għargħur	4	5	9
Madliena	5	5	10
Manikata	0	3	3
Mellieħa	19	31	50
Mġarr	10	22	32
Mosta	66	102	168
Naxxar	38	67	105
Qawra	6	10	16
San Pawl il-Baħar	12	24	36
San Pawl tat-Tarġa	4	4	8
Xemxija	2	2	4
<b>Total</b>	<b>966</b>	<b>1326</b>	<b>2292</b>

**Table 2.9: May 2007 Registrations of Matriculation Certificate Candidates by Locality in Gozo**

<b>Locality - Gozo</b>	<b>Males</b>	<b>Females</b>	<b>Total</b>
Fontana	3	4	7
Għajnsielem	7	13	20
Għarb	3	8	11
Għasri	2	1	3
Kerċem	6	7	13
Marsalforn	1	0	1
Munxar	5	5	10
Nadur	14	16	30
Qala	6	4	10
San Lawrenz	0	3	3
Sannat	4	5	9
Santa Lucija	0	2	2
Victoria	33	26	59
Xagħra	13	20	33
Xewkija	6	18	24
Żebbug	2	3	5
<b>Total</b>	<b>105</b>	<b>135</b>	<b>240</b>

This year, the data are grouped by locality as well as by region. In Malta, the largest number of registrations for the Matriculation Certificate were from the Northern Harbour region.

Table 2.10 below shows the numbers of candidates who registered for a Revision of Papers after the May 2007 results were issued.

**Table 2.10: May 2007 Registrations for Revision of Papers\***

Subject	Advanced			Intermediate		
	Reg.	Requests	%	Reg.	Requests	%
Accounting	532	23	4.3	161	1	0.6
Applied Mathematics	12	2	16.7	104	1	1.0
Art	128	16	12.5	47	2	4.3
Biology	638	58	9.1	218	3	1.4
Chemistry	487	77	15.8	34	6	17.6
Computing	221	14	6.3	195	2	2.0
Economics	234	7	3.0	85	1	1.2
Eng. Drawing & Graph. Com.	-	-	-	115	10	8.7
English	676	75	11.1	1492	86	5.8
Environmental Science	-	-	-	565	11	1.9
French	140	9	6.4	135	4	3.0
Geography	63	1	1.6	91	6	6.6
Graphical Communication	21	1	4.8	-	-	-
German	45	1	2.2	31	1	3.2
History	108	0	0.0	67	2	3.0
Home Economics	106	1	0.9	43	2	4.7
Information Technology	61	0	0.0	315	1	0.3
Italian	297	13	4.4	260	11	4.2
Maltese	393	21	5.3	684	7	1.0
Marketing	421	4	0.9	227	10	4.4
Philosophy	136	10	7.4	721	24	3.3
Physics	571	49	8.6	690	27	3.9
Pure Mathematics	668	39	5.8	570	8	1.4
Religious Knowledge	151	1	0.7	474	19	4.0
Sociology	307	12	3.9	473	24	5.1
Spanish	62	1	1.6	13	0	0.0
Systems of Knowledge	-	-	-	2544	102	4.0
<b>Total</b>	<b>6358</b>	<b>435</b>	<b>6.8</b>	<b>10354</b>	<b>371</b>	<b>3.6</b>

\*The number of registrations and requests for revision of papers from all candidates are included.

Table 2.10 shows that the overall percentage of requests for a Revision of Papers was higher for subjects at Advanced level compared to the Intermediate level (6.8% and 3.6% respectively). Data relating to the outcome of these requests are presented in the following section.

## SECTION 3.0: MAY 2007 RESULTS

The following tables present the May 2007 results.

Tables 3.1 and 3.2 present the Advanced and Intermediate level results by gender obtained in the different subjects for all candidates. Tables 3.3 and 3.4 present the Advanced and Intermediate level results by gender obtained in the different subjects studied as part of the Matriculation Certificate. Table 3.5 presents the results of the Single Subjects studied at Advanced level. Tables 3.6 and 3.7 present the Advanced and Intermediate results by gender of the candidates applying for special course requirements.

Tables 3.1 and 3.2 show the Advanced and Intermediate level results of all candidates. These tables show the distribution of grades in all of the subjects and for males and females separately. In this session, at Advanced level, there were significant gender differences in favour of females in English ( $\chi^2 = 17.464$ ,  $df=5$ ,  $p<0.01$ ), Maltese ( $\chi^2 = 11.505$ ,  $df=5$ ,  $p<0.05$ ) and Sociology ( $\chi^2 = 19.612$ ,  $df=5$ ,  $p<0.01$ ), and in favour of males in Biology ( $\chi^2 = 20.840$ ,  $df=5$ ,  $p<0.001$ ) and Chemistry ( $\chi^2 = 12.795$ ,  $df=5$ ,  $p<0.05$ ). At Intermediate level, there were significant gender differences in favour of females in French ( $\chi^2 = 9.801$ ,  $df=4$ ,  $p<0.05$ ), History ( $\chi^2 = 9.794$ ,  $df=3$ ,  $p<0.05$ ) and Maltese ( $\chi^2 = 13.003$ ,  $df=5$ ,  $p<0.05$ ) and in favour of males in Sociology ( $\chi^2 = 20.380$ ,  $df=4$ ,  $p<0.01$ ) and Systems of Knowledge ( $\chi^2 = 14.158$ ,  $df=5$ ,  $p<0.05$ ).

The overall results are followed by the Advanced and Intermediate level results of the candidates sitting for the Matriculation Certification in May 2007 which are presented in Tables 3.3 and 3.4. These tables show the distribution of grades in all of the subjects overall and for males and females separately. Table 3.5 then focuses on the results of the Advanced level results of those candidates who applied for single subjects. This table shows the distribution of grades in all of the subjects overall and for males and females separately. In Tables 3.6 and 3.7 the results of the candidates requesting special course requirements after having obtained the Matriculation Certificate. Comparatively speaking the numbers in these tables are small, however once again, the overall distribution of grades in all of the subjects is given followed by the results for males and females separately.

**Table 3.1: May 2007 Advanced Level Results for All Candidates (Page 1 of 2)**

<b>Subjects</b>	<b>A</b>	<b>B</b>	<b>C</b>	<b>D</b>	<b>E</b>	<b>F</b>	<b>Abs</b>	<b>Total</b>
<b>Accounting</b>	22	61	141	54	82	145	27	532
Males	3	26	59	22	34	54	9	207
Females	19	35	82	32	48	91	18	325
<b>Applied Maths</b>	0	0	1	2	3	5	1	12
Males	0	0	1	1	2	5	0	9
Females	0	0	0	1	1	0	1	3
<b>Arabic</b>	0	0	0	1	0	1	0	2
Males	0	0	0	0	0	0	0	0
Females	0	0	0	1	0	1	0	2
<b>Art</b>	3	17	28	22	19	32	7	128
Males	1	4	10	14	6	16	3	54
Females	2	13	18	8	13	16	4	74
<b>Biology</b>	50	100	132	94	107	132	23	638
Males	30	35	46	23	30	43	7	214
Females	20	65	86	71	77	89	16	424
<b>Chemistry</b>	38	54	147	62	38	135	13	487
Males	24	25	56	28	10	53	6	202
Females	14	29	91	34	28	82	7	285
<b>Computing</b>	11	43	69	31	23	38	6	221
Males	5	22	42	21	17	20	5	132
Females	6	21	27	10	6	18	1	89
<b>Economics</b>	6	26	71	70	20	21	20	234
Males	3	12	36	36	8	9	10	114
Females	3	14	35	34	12	12	10	120
<b>Eng. Drawing</b>	1	1	2	0	0	0	1	5
Males	0	1	2	0	0	0	1	4
Females	1	0	0	0	0	0	0	1
<b>English</b>	7	27	141	131	121	194	55	676
Males	3	1	27	26	32	62	17	168
Females	4	26	114	105	89	132	38	508
<b>French</b>	4	16	54	20	31	10	5	140
Males	0	3	9	5	8	4	1	30
Females	4	13	45	15	23	6	4	110
<b>Geography</b>	3	16	21	15	4	4	0	63
Males	2	11	15	9	2	3	0	42
Females	1	5	6	6	2	1	0	21
<b>German</b>	11	9	9	7	4	3	2	45
Males	2	2	2	2	0	2	2	12
Females	9	7	7	5	4	1	0	33
<b>Graphical Comm.</b>	1	3	3	5	4	5	0	21
Males	1	2	2	4	3	5	0	17
Females	0	1	1	1	1	0	0	4

**Table 3.1: May 2007 Advanced Level Results for All Candidates (Page 2 of 2)**

<b>Subjects</b>	<b>A</b>	<b>B</b>	<b>C</b>	<b>D</b>	<b>E</b>	<b>F</b>	<b>Abs</b>	<b>Total</b>
<b>History</b>	5	14	44	21	5	11	8	108
Males	4	10	25	9	1	6	1	56
Females	1	4	19	12	4	5	7	52
<b>Home Economics</b>	5	19	42	21	10	8	1	106
Males	0	2	1	2	3	1	0	9
Females	5	17	41	19	7	7	1	97
<b>Info. Technology</b>	9	16	20	11	4	1	0	61
Males	6	7	13	8	2	0	0	36
Females	3	9	7	3	2	1	0	25
<b>Italian</b>	23	37	94	25	47	56	15	297
Males	9	8	20	10	19	19	5	90
Females	14	29	74	15	28	37	10	207
<b>Maltese</b>	16	76	150	40	62	27	22	393
Males	4	16	36	10	20	14	4	104
Females	12	60	114	30	42	13	18	289
<b>Marketing</b>	21	71	148	47	41	43	50	421
Males	7	32	51	25	17	19	18	169
Females	14	39	97	22	24	24	32	252
<b>Music</b>	0	4	3	1	0	0	0	8
Males	0	2	1	0	0	0	0	3
Females	0	2	2	1	0	0	0	5
<b>Philosophy</b>	12	22	31	19	9	32	11	136
Males	2	7	5	2	4	12	9	41
Females	10	15	26	17	5	20	2	95
<b>Physics</b>	26	84	137	117	75	105	27	571
Males	21	62	92	87	43	76	19	400
Females	5	22	45	30	32	29	8	171
<b>Pure Mathematics</b>	64	94	133	64	78	199	36	668
Males	43	61	91	37	52	139	25	448
Females	21	33	42	27	26	60	11	220
<b>Religious Knowledge</b>	17	37	47	15	7	9	19	151
Males	8	16	21	5	2	1	7	60
Females	9	21	26	10	5	8	12	91
<b>Russian</b>	0	1	1	0	0	0	0	2
Males	0	0	1	0	0	0	0	1
Females	0	1	0	0	0	0	0	1
<b>Sociology</b>	10	51	99	46	51	29	21	307
Males	2	14	12	5	13	13	4	63
Females	8	37	87	41	38	16	17	244
<b>Spanish</b>	2	17	19	11	6	4	3	62
Males	0	2	1	0	0	1	1	5
Females	2	15	18	11	6	3	2	57



**Table 3.2: May 2007 Intermediate Level Results for All Candidates (Page 1 of 2)**

<b>Subjects</b>	<b>A</b>	<b>B</b>	<b>C</b>	<b>D</b>	<b>E</b>	<b>F</b>	<b>Abs</b>	<b>Total</b>
<b>Accounting</b>	22	25	34	28	24	25	3	161
Males	13	13	15	15	12	18	3	89
Females	9	12	19	13	12	7	0	72
<b>Applied Maths</b>	15	19	24	12	8	22	4	104
Males	10	12	18	10	5	15	2	72
Females	5	7	6	2	3	7	2	32
<b>Arabic</b>	0	1	0	1	0	0	0	2
Males	0	0	0	0	0	0	0	0
Females	0	1	0	1	0	0	0	2
<b>Art</b>	2	5	14	6	9	8	3	47
Males	1	3	2	2	1	1	1	11
Females	1	2	12	4	8	7	2	36
<b>Biology</b>	25	51	47	25	24	41	5	218
Males	5	8	11	3	5	11	0	43
Females	20	43	36	22	19	30	5	175
<b>Chemistry</b>	6	2	4	8	1	12	1	34
Males	3	0	0	1	0	4	0	8
Females	3	2	4	7	1	8	1	26
<b>Computing</b>	11	35	63	36	20	30	0	195
Males	8	28	46	29	16	19	0	146
Females	3	7	17	7	4	11	0	49
<b>Economics</b>	2	15	31	14	10	12	1	85
Males	1	8	13	9	6	8	0	45
Females	1	7	18	5	4	4	1	40
<b>Eng. Draw/Graph. Comm.</b>	18	20	19	12	6	36	4	115
Males	17	17	16	6	5	26	3	90
Females	1	3	3	6	1	10	1	25
<b>English</b>	94	142	351	282	247	354	22	1492
Males	40	58	151	130	104	157	13	653
Females	54	84	200	152	143	197	9	839
<b>French</b>	8	21	19	41	28	15	3	135
Males	1	4	5	9	12	8	0	39
Females	7	17	14	32	16	7	3	96
<b>Environmental Sc.</b>	30	50	155	102	112	96	20	565
Males	9	16	60	36	34	32	8	195
Females	21	34	95	66	78	64	12	370
<b>Geography</b>	5	14	17	15	14	25	1	91
Males	2	10	7	8	6	14	0	47
Females	3	4	10	7	8	11	1	44
<b>German</b>	5	8	7	4	4	2	1	31
Males	3	2	4	3	3	1	1	17
Females	2	6	3	1	1	1	0	14

**Table 3.2: May 2007 Intermediate Level Results for All Candidates (Page 2 of 2)**

<b>Subjects</b>	<b>A</b>	<b>B</b>	<b>C</b>	<b>D</b>	<b>E</b>	<b>F</b>	<b>Abs</b>	<b>Total</b>
<b>History</b>	7	19	16	14	8	1	2	67
Males	1	5	7	8	6	1	1	29
Females	6	14	9	6	2	0	1	38
<b>Home Economics</b>	4	9	13	5	2	6	4	43
Males	0	0	2	0	0	3	1	6
Females	4	9	11	5	2	3	3	37
<b>Info. Technology</b>	47	84	102	48	25	6	3	315
Males	27	38	47	24	12	3	2	153
Females	20	46	55	24	13	3	1	162
<b>Italian</b>	17	45	90	39	35	31	3	260
Males	8	28	49	20	16	12	2	135
Females	9	17	41	19	19	19	1	125
<b>Maltese</b>	20	95	235	197	73	52	12	684
Males	8	26	81	78	26	29	9	257
Females	12	69	154	119	47	23	3	427
<b>Marketing</b>	23	44	63	35	34	23	5	227
Males	9	22	31	15	19	16	2	114
Females	14	22	32	20	15	7	3	113
<b>Music</b>	4	4	2	0	0	0	0	10
Males	1	3	1	0	0	0	0	5
Females	3	1	1	0	0	0	0	5
<b>Philosophy</b>	55	84	202	114	93	156	17	721
Males	27	31	68	42	38	59	12	277
Females	28	53	134	72	55	97	5	444
<b>Physics</b>	44	94	235	94	87	123	13	690
Males	21	42	88	32	45	55	5	288
Females	23	52	147	62	42	68	8	402
<b>Pure Mathematics</b>	30	50	149	61	130	135	15	570
Males	11	19	53	20	53	65	5	226
Females	19	31	96	41	77	70	10	344
<b>Religious Knowledge</b>	8	51	120	144	67	74	10	474
Males	3	25	49	72	34	33	8	224
Females	5	26	71	72	33	41	2	250
<b>Sociology</b>	3	27	92	73	127	137	14	473
Males	1	12	30	13	25	54	5	140
Females	2	15	62	60	102	83	9	333
<b>Spanish</b>	0	3	5	3	2	0	0	13
Males	0	0	2	1	1	0	0	4
Females	0	3	3	2	1	0	0	9
<b>Systems of Knowledge</b>	66	432	1297	173	15	535	26	2544
Males	28	209	537	82	9	205	10	1080
Females	38	223	760	91	6	330	16	1464

**Table 3.3: May 2007 Advanced Level Results by Subject and Gender:  
Matriculation Certificate (page 1 of 2)**

<b>Subjects</b>	<b>A</b>	<b>B</b>	<b>C</b>	<b>D</b>	<b>E</b>	<b>F</b>	<b>Abs</b>	<b>Total</b>
<b>Accounting</b>	20	56	111	42	57	76	4	366
Males	3	24	51	18	26	33	2	157
Females	17	32	60	24	31	43	2	209
<b>Applied Maths</b>	0	0	1	2	3	3	1	10
Males	0	0	1	1	2	3	0	7
Females	0	0	0	1	1	0	1	3
<b>Art</b>	1	7	23	19	14	16	0	80
Males	0	2	9	12	4	6	0	33
Females	1	5	14	7	10	10	0	47
<b>Biology</b>	47	81	111	90	102	120	17	568
Males	29	27	37	22	29	42	5	191
Females	18	54	74	68	73	78	12	377
<b>Chemistry</b>	34	41	127	51	35	128	7	423
Males	22	20	48	22	10	50	3	175
Females	12	21	79	29	25	78	4	248
<b>Computing</b>	10	36	55	26	14	30	1	172
Males	4	16	31	16	10	17	1	95
Females	6	20	24	10	4	13	0	77
<b>Economics</b>	6	26	63	59	17	15	5	191
Males	3	12	34	31	5	6	3	94
Females	3	14	29	28	12	9	2	97
<b>Eng. Drawing</b>	1	1	2	0	0	0	1	5
Males	0	1	2	0	0	0	1	4
Females	1	0	0	0	0	0	0	1
<b>English</b>	4	21	110	101	86	124	9	455
Males	1	1	23	21	27	41	3	117
Females	3	20	87	80	59	83	6	338
<b>French</b>	4	15	53	15	24	3	2	116
Males	0	2	8	4	7	2	1	24
Females	4	13	45	11	17	1	1	92
<b>Geography</b>	3	16	19	14	3	2	0	57
Males	2	11	13	8	2	2	0	38
Females	1	5	6	6	1	0	0	19
<b>German</b>	6	3	3	2	3	1	0	18
Males	0	0	0	0	0	1	0	1
Females	6	3	3	2	3	0	0	17
<b>Graphical Comm.</b>	1	3	3	5	2	1	0	15
Males	1	2	2	4	1	1	0	11
Females	0	1	1	1	1	0	0	4

**Table 3.3: May 2007 Advanced Level Results by Subject and Gender:  
Matriculation Certificate (page 2 of 2)**

<b>Subjects</b>	<b>A</b>	<b>B</b>	<b>C</b>	<b>D</b>	<b>E</b>	<b>F</b>	<b>Abs</b>	<b>Total</b>
<b>History</b>	5	12	38	19	3	6	2	85
Males	4	10	19	8	1	3	0	45
Females	1	2	19	11	2	3	2	40
<b>Home Economics</b>	5	19	39	16	7	3	0	89
Males	0	2	0	1	3	1	0	7
Females	5	17	39	15	4	2	0	82
<b>Info. Technology</b>	9	14	19	9	3	1	0	55
Males	6	5	12	6	1	0	0	30
Females	3	9	7	3	2	1	0	25
<b>Italian</b>	17	27	79	19	37	37	3	219
Males	6	6	18	8	15	15	1	69
Females	11	21	61	11	22	22	2	150
<b>Maltese</b>	13	64	125	32	55	17	9	315
Males	2	11	30	9	19	10	4	85
Females	11	53	95	23	36	7	5	230
<b>Marketing</b>	13	54	100	27	27	19	6	246
Males	4	26	32	17	11	10	3	103
Females	9	28	68	10	16	9	3	143
<b>Music</b>	0	2	2	1	0	0	0	5
Males	0	1	1	0	0	0	0	2
Females	0	1	1	1	0	0	0	3
<b>Philosophy</b>	11	19	29	16	8	25	6	114
Males	1	6	5	2	4	7	5	30
Females	10	13	24	14	4	18	1	84
<b>Physics</b>	26	79	120	106	67	93	12	503
Males	21	60	79	79	38	64	8	349
Females	5	19	41	27	29	29	4	154
<b>Pure Mathematics</b>	64	89	118	59	75	169	11	585
Males	43	56	81	33	50	118	8	389
Females	21	33	37	26	25	51	3	196
<b>Religious Knowledge</b>	10	26	26	9	2	1	2	76
Males	6	14	13	4	1	0	1	39
Females	4	12	13	5	1	1	1	37
<b>Sociology</b>	10	48	95	40	41	20	8	262
Males	2	12	11	3	9	7	2	46
Females	8	36	84	37	32	13	6	216
<b>Spanish</b>	0	6	15	7	4	1	1	34
Males	0	0	0	0	0	1	0	1
Females	0	6	15	7	4	0	1	33

**Table 3.4: May 2007 Intermediate Level Results by Subject and Gender:  
Matriculation Certificate (page 1 of 2)**

<b>Subjects</b>	<b>A</b>	<b>B</b>	<b>C</b>	<b>D</b>	<b>E</b>	<b>F</b>	<b>Abs</b>	<b>Total</b>
<b>Accounting</b>	22	25	34	28	23	25	3	160
Males	13	13	15	15	12	18	3	89
Females	9	12	19	13	11	7	0	71
<b>Applied Maths</b>	15	19	24	12	7	22	4	103
Males	10	12	18	10	4	15	2	71
Females	5	7	6	2	3	7	2	32
<b>Arabic</b>	0	1	0	1	0	0	0	2
Males	0	0	0	0	0	0	0	0
Females	0	1	0	1	0	0	0	2
<b>Art</b>	2	5	14	6	8	8	3	46
Males	1	3	2	2	1	1	1	11
Females	1	2	12	4	7	7	2	35
<b>Biology</b>	25	50	44	24	23	40	4	210
Males	5	7	10	3	4	10	0	39
Females	20	43	34	21	19	30	4	171
<b>Chemistry</b>	5	2	4	8	1	11	1	32
Males	2	0	0	1	0	3	0	6
Females	3	2	4	7	1	8	1	26
<b>Computing</b>	11	34	62	36	20	30	0	193
Males	8	27	45	29	16	19	0	144
Females	3	7	17	7	4	11	0	49
<b>Economics</b>	2	15	30	14	10	12	1	84
Males	1	8	12	9	6	8	0	44
Females	1	7	18	5	4	4	1	40
<b>Eng/Graph. Com</b>	18	19	19	12	6	36	3	113
Males	17	16	16	6	5	26	2	88
Females	1	3	3	6	1	10	1	25
<b>English</b>	93	138	344	270	233	339	16	1433
Males	39	57	149	123	99	154	9	630
Females	54	81	195	147	134	185	7	803
<b>Envir. Science</b>	29	50	154	101	111	95	19	559
Males	9	16	60	36	33	32	7	193
Females	20	34	94	65	78	63	12	366
<b>French</b>	8	20	19	41	28	15	3	134
Males	1	4	5	9	12	8	0	39
Females	7	16	14	32	16	7	3	95
<b>Geography</b>	5	14	17	15	14	25	1	91
Males	2	10	7	8	6	14	0	47
Females	3	4	10	7	8	11	1	44
<b>German</b>	5	8	7	4	4	2	1	31
Males	3	2	4	3	3	1	1	17
Females	2	6	3	1	1	1	0	14

**Table 3.4: May 2007 Intermediate Level Results by Subject and Gender:  
Matriculation Certificate (page 2 of 2)**

<b>Subjects</b>	<b>A</b>	<b>B</b>	<b>C</b>	<b>D</b>	<b>E</b>	<b>F</b>	<b>Abs</b>	<b>Total</b>
<b>History</b>	7	19	16	14	8	1	2	67
Males	1	5	7	8	6	1	1	29
Females	6	14	9	6	2	0	1	38
<b>Home Economics</b>	4	9	13	5	2	6	4	43
Males	0	0	2	0	0	3	1	6
Females	4	9	11	5	2	3	3	37
<b>Info. Technology</b>	46	84	102	48	25	6	2	313
Males	26	38	47	24	12	3	1	151
Females	20	46	55	24	13	3	1	162
<b>Italian</b>	16	43	89	38	35	28	3	252
Males	8	27	48	19	16	12	2	132
Females	8	16	41	19	19	16	1	120
<b>Maltese</b>	19	88	225	189	73	46	9	649
Males	7	23	77	76	26	26	6	241
Females	12	65	148	113	47	20	3	408
<b>Marketing</b>	23	44	63	34	34	23	5	226
Males	9	22	31	14	19	16	2	113
Females	14	22	32	20	15	7	3	113
<b>Music</b>	4	4	2	0	0	0	0	10
Males	1	3	1	0	0	0	0	5
Females	3	1	1	0	0	0	0	5
<b>Philosophy</b>	55	84	200	113	92	156	14	714
Males	27	31	68	42	37	59	11	275
Females	28	53	132	71	55	97	3	439
<b>Physics</b>	37	87	220	91	84	119	11	649
Males	17	39	82	30	44	54	4	270
Females	20	48	138	61	40	65	7	379
<b>Pure Mathematics</b>	27	47	144	56	128	129	15	546
Males	10	18	52	19	52	60	5	216
Females	17	29	92	37	76	69	10	330
<b>Religious Knowledge</b>	8	47	113	140	64	73	9	454
Males	3	24	46	69	33	33	7	215
Females	5	23	67	71	31	40	2	239
<b>Sociology</b>	3	26	92	72	126	137	13	469
Males	1	11	30	13	25	54	4	138
Females	2	15	62	59	101	83	9	331
<b>Spanish</b>	0	3	5	3	2	0	0	13
Males	0	0	2	1	1	0	0	4
Females	0	3	3	2	1	0	0	9
<b>Systems of Knowledge</b>	66	431	1295	172	14	528	26	2532
Males	28	208	535	81	9	200	10	1071
Females	38	223	760	91	5	328	16	1461

**Table 3.5: May 2007 Advanced Level Results by Subject and Gender:  
Single Subjects (page 1 of 2)**

<b>Subjects</b>	<b>A</b>	<b>B</b>	<b>C</b>	<b>D</b>	<b>E</b>	<b>F</b>	<b>Abs</b>	<b>Total</b>
<b>Accounting</b>	2	5	28	11	24	69	23	162
Males	0	2	8	3	7	21	7	48
Females	2	3	20	8	17	48	16	114
<b>Applied Mathematics</b>	0	0	0	0	0	2	0	2
Males	0	0	0	0	0	2	0	2
Females	0	0	0	0	0	0	0	0
<b>Arabic</b>	0	0	0	1	0	1	0	2
Males	0	0	0	0	0	0	0	0
Females	0	0	0	1	0	1	0	2
<b>Art</b>	2	10	5	3	5	15	7	47
Males	1	2	1	2	2	9	3	20
Females	1	8	4	1	3	6	4	27
<b>Biology</b>	0	2	5	2	2	10	5	26
Males	0	1	1	1	0	1	1	5
Females	0	1	4	1	2	9	4	21
<b>Chemistry</b>	0	0	4	5	1	4	4	18
Males	0	0	1	2	0	2	1	6
Females	0	0	3	3	1	2	3	12
<b>Computing</b>	1	7	14	5	9	8	5	49
Males	1	6	11	5	7	3	4	37
Females	0	1	3	0	2	5	1	12
<b>Economics</b>	0	0	6	11	3	6	15	41
Males	0	0	1	5	3	3	7	19
Females	0	0	5	6	0	3	8	22
<b>English</b>	3	6	30	28	31	69	45	212
Males	2	0	4	5	5	21	13	50
Females	1	6	26	23	26	48	32	162
<b>French</b>	0	1	1	4	7	6	3	22
Males	0	1	1	1	1	1	0	5
Females	0	0	0	3	6	5	3	17
<b>Geography</b>	0	0	2	1	1	2	0	6
Males	0	0	2	1	0	1	0	4
Females	0	0	0	0	1	1	0	2
<b>German</b>	5	6	6	5	1	2	2	27
Males	2	2	2	2	0	1	2	11
Females	3	4	4	3	1	1	0	16
<b>Graph. Communication</b>	0	0	0	0	2	4	0	6
Males	0	0	0	0	2	4	0	6
Females	0	0	0	0	0	0	0	0
<b>History</b>	0	2	6	2	2	5	6	23
Males	0	0	6	1	0	3	1	11
Females	0	2	0	1	2	2	5	12

**Table 3.5: May 2007 Advanced Level Results by Subject and Gender:  
Single Subjects (page 2 of 2)**

<b>Subjects</b>	<b>A</b>	<b>B</b>	<b>C</b>	<b>D</b>	<b>E</b>	<b>F</b>	<b>Abs</b>	<b>Total</b>
<b>Home Economics</b>	0	0	3	5	2	5	1	16
Males	0	0	1	1	0	0	0	2
Females	0	0	2	4	2	5	1	14
<b>Info. Technology</b>	0	2	1	2	1	0	0	6
Males	0	2	1	2	1	0	0	6
Females	0	0	0	0	0	0	0	0
<b>Italian</b>	6	10	14	6	10	19	12	77
Males	3	2	1	2	4	4	4	20
Females	3	8	13	4	6	15	8	57
<b>Maltese</b>	3	12	22	7	7	10	12	73
Males	2	5	6	1	1	4	0	19
Females	1	7	16	6	6	6	12	54
<b>Marketing</b>	8	16	46	20	14	24	44	172
Males	3	5	17	8	6	9	15	63
Females	5	11	29	12	8	15	29	109
<b>Music</b>	0	2	1	0	0	0	0	3
Males	0	1	0	0	0	0	0	1
Females	0	1	1	0	0	0	0	2
<b>Philosophy</b>	1	3	2	2	1	6	5	20
Males	1	1	0	0	0	5	4	11
Females	0	2	2	2	1	1	1	9
<b>Physics</b>	0	4	14	9	7	12	14	60
Males	0	1	10	6	5	12	10	44
Females	0	3	4	3	2	0	4	16
<b>Pure Mathematics</b>	0	4	10	5	3	29	25	76
Males	0	4	7	4	2	21	17	55
Females	0	0	3	1	1	8	8	21
<b>Religious Knowledge</b>	6	11	21	5	5	7	17	72
Males	1	2	8	1	1	0	6	19
Females	5	9	13	4	4	7	11	53
<b>Russian</b>	0	1	1	0	0	0	0	2
Males	0	0	1	0	0	0	0	1
Females	0	1	0	0	0	0	0	1
<b>Sociology</b>	0	3	3	6	10	9	12	43
Males	0	2	0	2	4	6	1	15
Females	0	1	3	4	6	3	11	28
<b>Spanish</b>	2	10	4	4	2	3	2	27
Males	0	2	1	0	0	0	1	4
Females	2	8	3	4	2	3	1	23
<b>Systems of Knowledge</b>	0	1	0	0	0	0	0	1
Males	0	1	0	0	0	0	0	1
Females	0	0	0	0	0	0	0	0



**Table 3.6: May 2007 Advanced Level Results by Subject and Gender  
Special Course Requirements**

<b>Subjects</b>	<b>A</b>	<b>B</b>	<b>C</b>	<b>D</b>	<b>E</b>	<b>F</b>	<b>Abs</b>	<b>Total</b>
<b>Biology</b>	3	17	15	1	2	1	1	40
Males	1	7	8	0	1	0	1	18
Females	2	10	7	1	1	1	0	22
<b>Chemistry</b>	4	13	14	5	2	0	1	39
Males	2	5	7	4	0	0	1	19
Females	2	8	7	1	2	0	0	20
<b>English</b>	0	0	0	0	0	0	1	1
Males	0	0	0	0	0	0	1	1
Females	0	0	0	0	0	0	0	0
<b>Physics</b>	0	1	1	0	0	0	0	2
Males	0	1	1	0	0	0	0	2
Females	0	0	0	0	0	0	0	0
<b>Sociology</b>	0	0	0	0	0	0	1	1
Males	0	0	0	0	0	0	1	1
Females	0	0	0	0	0	0	0	0

**Table 3.7: May 2007 Intermediate Level Results by Subject and Gender  
Special Course Requirements**

<b>Subjects</b>	<b>A</b>	<b>B</b>	<b>C</b>	<b>D</b>	<b>E</b>	<b>F</b>	<b>Abs</b>	<b>Total</b>
<b>Accounting</b>	0	0	0	0	1	0	0	1
Males	0	0	0	0	0	0	0	0
Females	0	0	0	0	1	0	0	1
<b>Applied Mathematics</b>	0	0	0	0	1	0	0	1
Males	0	0	0	0	1	0	0	1
Females	0	0	0	0	0	0	0	0
<b>Biology</b>	0	1	2	0	1	1	1	6
Males	0	1	1	0	1	1	0	4
Females	0	0	1	0	0	0	1	2
<b>Chemistry</b>	1	0	0	0	0	1	0	2
Males	1	0	0	0	0	1	0	2
Females	0	0	0	0	0	0	0	0
<b>Computing</b>	0	1	0	0	0	0	0	1
Males	0	1	0	0	0	0	0	1
Females	0	0	0	0	0	0	0	0
<b>Eng./Graph. Comm.</b>	0	1	0	0	0	0	1	2
Males	0	1	0	0	0	0	1	2
Females	0	0	0	0	0	0	0	0
<b>English</b>	1	4	5	6	9	6	6	37
Males	1	1	1	4	1	0	4	12
Females	0	3	4	2	8	6	2	25
<b>Envir. Science</b>	1	0	1	1	0	0	0	3
Males	0	0	0	0	0	0	0	0
Females	1	0	1	1	0	0	0	3
<b>French</b>	0	1	0	0	0	0	0	1
Males	0	0	0	0	0	0	0	0
Females	0	1	0	0	0	0	0	1
<b>Info. Technology</b>	1	0	0	0	0	0	1	2
Males	1	0	0	0	0	0	1	2
Females	0	0	0	0	0	0	0	0
<b>Italian</b>	1	2	1	0	0	0	0	4
Males	0	1	1	0	0	0	0	2
Females	1	1	0	0	0	0	0	2
<b>Maltese</b>	0	5	2	6	0	4	3	20
Males	0	2	1	2	0	2	3	10
Females	0	3	1	4	0	2	0	10
<b>Philosophy</b>	0	0	1	1	1	0	3	6
Males	0	0	0	0	1	0	1	2
Females	0	0	1	1	0	0	2	4
<b>Physics</b>	7	7	15	2	2	1	2	36
Males	4	3	6	1	0	1	1	16
Females	3	4	9	1	2	0	1	20
<b>Pure Mathematics</b>	0	1	0	2	0	1	0	4
Males	0	0	0	0	0	1	0	1
Females	0	1	0	2	0	0	0	3
<b>Religious Knowledge</b>	0	3	7	4	2	0	1	17
Males	0	1	3	3	1	0	1	9
Females	0	2	4	1	1	0	0	8
<b>Sociology</b>	0	1	0	0	0	0	1	2
Males	0	1	0	0	0	0	1	2
Females	0	0	0	0	0	0	0	0

Table 3.8 presents information on the outcome of the requests made for a Revision of Papers of the different Advanced and Intermediate levels subjects after the May 2007 results were issued.

**Table 3.8: May 2007 Outcomes of Requests for Revision of Papers\***

Subjects	Advanced Level				Intermediate Level			
	Reg.	Requests	%	Upgraded	Reg.	Requests	%	Upgraded
Accounting	532	23	4.3	-	161	1	0.6	-
Applied Mathematics	12	2	16.7	-	104	1	1.0	-
Art	128	16	12.5	-	47	2	4.3	-
Biology	638	58	9.1	2	218	3	1.4	-
Chemistry	487	77	15.8	4	34	6	17.6	-
Computing	221	14	6.3	1	195	2	2.0	1
Economics	234	7	3.0	-	85	1	1.2	-
Eng. Drawing & Graph. Com.	-	-	-	-	115	10	8.7	-
English	676	75	11.1	1	1492	86	5.8	-
Environmental Science	-	-	-	-	565	11	1.9	-
French	140	9	6.4	-	135	4	3.0	-
Geography	63	1	1.6	-	91	6	6.6	-
Graphical Communication	21	1	4.8	-	-	-	-	-
German	45	1	2.2	-	31	1	3.2	-
History	108	0	0.0	-	67	2	3.0	-
Home Economics	106	1	0.9	-	43	2	4.7	-
Information Technology	61	0	0.0	-	315	1	0.3	-
Italian	297	13	4.4	-	260	11	4.2	-
Maltese	393	21	5.3	1	684	7	1.0	1
Marketing	421	4	0.9	1	227	10	4.4	3
Philosophy	136	10	7.4	-	721	24	3.3	-
Physics	571	49	8.6	-	690	27	3.9	1
Pure Mathematics	668	39	5.8	1	570	8	1.4	-
Religious Knowledge	151	1	0.7	-	474	19	4.0	5
Sociology	307	12	3.9	-	473	24	5.1	-
Spanish	62	1	1.6	-	13	0	0.0	-
Systems of Knowledge	-	-	-	-	2544	102	4.0	20
<b>Total</b>	<b>6358</b>	<b>435</b>	<b>6.8</b>	<b>11</b>	<b>10354</b>	<b>371</b>	<b>3.6</b>	<b>31</b>

\* The number of registrations and requests for revision of papers from all candidates are included.

Table 3.8 shows that in May 2007, at Advanced level, 11 out of the 435 requests for a Revision of Papers had their grade revised. This means that 2.5% of the requests resulted in a different grade. At Intermediate level, 31 out of the 371 requests had their grade revised. At this level, 8.4% of the requests resulted in an upgrade.

The following set of Tables present data relating to the overall Matriculation Certificate grades awarded after the main examination session in May 2007. The information in Tables 3.9 and 3.10 includes all the 2007 candidates whereas Tables 3.11 focuses on the 1989 cohort, that is, those candidates who turned eighteen in 2007. Table 3.12 focuses on the Narrowly Failed candidates from the previous two years.

**Table 3.9: May 2007  
Matriculation Certificate Distribution of Grades**

<b>Grade</b>	<b>Males</b>	<b>Females</b>	<b>Total</b>
<b>A</b>	97	98	195
<b>B</b>	155	239	394
<b>C</b>	225	355	580
<b>Passes</b>	<b>477</b>	<b>692</b>	<b>1169</b>
<b>Fail</b>	<b>594</b>	<b>769</b>	<b>1363</b>
<b>Total</b>	<b>1071</b>	<b>1461</b>	<b>2532</b>

The data in Table 3.9 show that 46.2% of the May 2007 candidates (44.5% of males and 47.4% of females) were awarded a pass in the Matriculation Certificate after the main examination session. Overall, 7.7% of the candidates obtained Grade A, 15.6% obtained Grade B and 22.9% obtained Grade C. This year, a larger proportion of males obtained Grade A (9.1% of males compared to 6.7% of females) and more females obtained Grade B (16.4% of females compared to 14.5% of males) and Grade C (24.3% of females compared to 21.0% of males).

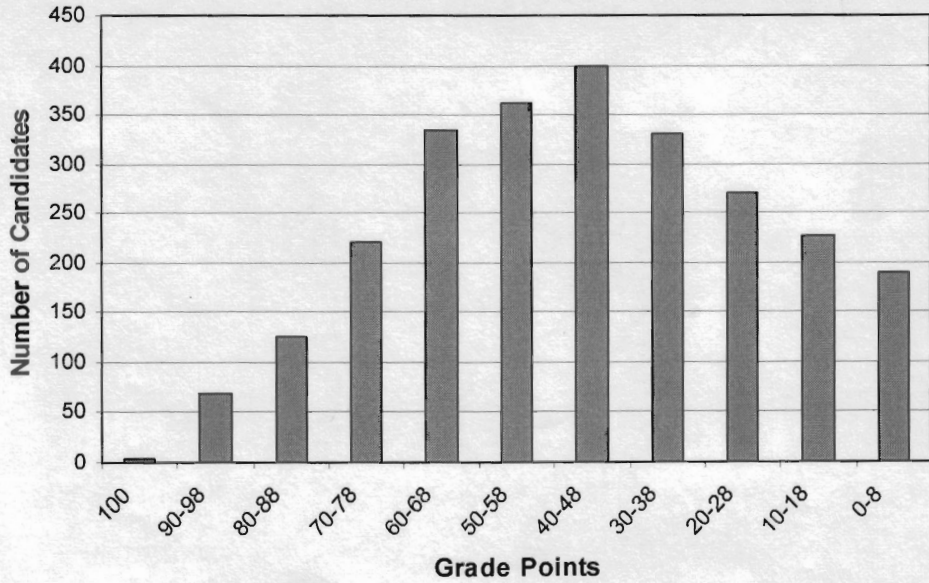
**Table 3.10: May 2007 Failed/Missing Component/s  
in Matriculation Certificate**

<b>Missing Component/s</b>	<b>Males</b>	<b>Females</b>	<b>Total</b>
<b>Group 1 only</b>	68	41	109
<b>Group 2 only</b>	41	45	86
<b>Group 3 only</b>	72	102	174
<b>Systems of Knowledge</b>	55	138	193
<b>Total: One Component</b>	236	326	562
<b>Passed - Not enough points</b>	139	190	329
<b>More than One Component</b>	219	253	472
<b>Total</b>	<b>594</b>	<b>769</b>	<b>1363</b>

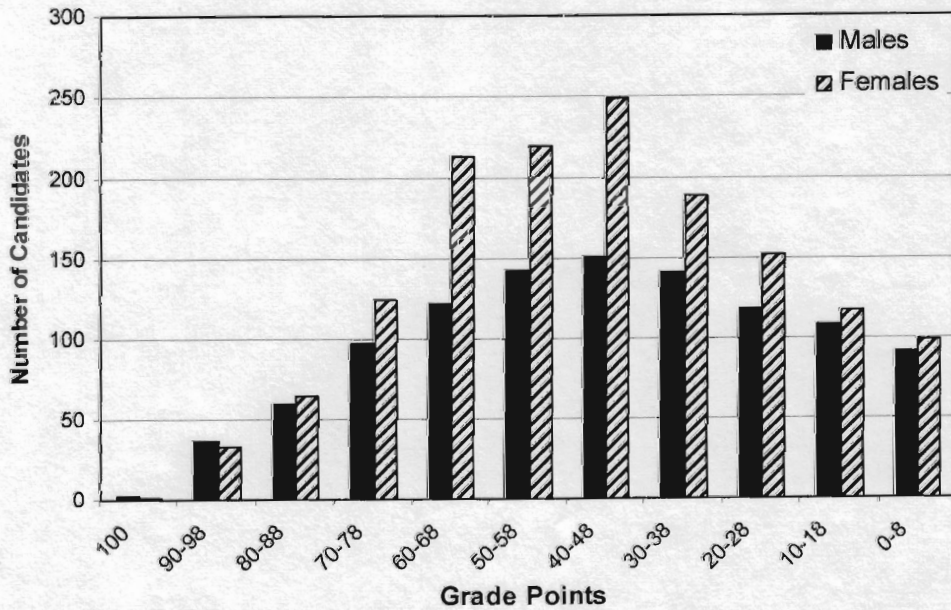
Table 3.10 shows that there were 1363 candidates who failed to obtain the Matriculation Certificate in May 2007 (53.8% of all candidates). The largest category (41.2%) included the students who had one component missing.

Figures 9 and 10 show the distributions of the grade points obtained in the Matriculation Certificate examinations of May 2007 by all the candidates and by males and females separately. These figures show an overall normal distribution of grade points. However, there is an unexpectedly high number of candidates who obtained eight points or less. There were four candidates (3 males and 1 female) who obtained 100 points in this session.

**Figure 9: Distribution of Grade Points  
May 2007**



**Figure 10: Distribution of Grade Points by Gender May  
2007**



**Table 3.11: May 2007 Matriculation Certificate Distribution of Grades: 1989 Cohort**

<b>Grade</b>	<b>Males</b>	<b>Females</b>	<b>Total</b>
<b>A</b>	96	95	191
<b>B</b>	140	221	361
<b>C</b>	170	294	464
<b>Passes</b>	<b>406</b>	<b>610</b>	<b>1016</b>
<b>Fail</b>	<b>353</b>	<b>520</b>	<b>873</b>
<b>Total</b>	<b>759</b>	<b>1130</b>	<b>1889</b>

The data in Table 3.11 show that 53.8% of the candidates (53.5% of males and 54.0% of females) that were born in 1989 were awarded a pass in the Matriculation Certificate after the May 2006 examination session. Overall, 10.1% of these candidates were awarded Grade A, 19.1% were awarded Grade B, and 24.6% were awarded Grade C. For Grade A, the proportion of males (12.6%) was higher than the proportion of females (8.4%). The proportions were very similar for Grade B 18.4% of males compared to 19.6% of females). For Grades C, the proportion of females was higher: 26.0% of females compared to 22.4% of males obtained this grade.

**Table 3.12: May 2007 Results of the Narrowly Failed Candidates (2005 and 2006)**

	<b>Males</b>	<b>Females</b>	<b>Total</b>
<b>Narrowly Failed in 2005 &amp; 2006</b>	10	13	23
<b>Applied in May 2007</b>	7	8	15
<b>May 2007 Results</b>			
<b>Grade A</b>	0	0	0
<b>Grade B</b>	0	0	0
<b>Grade C</b>	2	4	6
<b>Passed in May 2007</b>	2	4	6
<b>Still Narrowly Failed May 2007</b>	5	4	9
<b>Narrowly Failed in 2006</b>	76	95	171
<b>Applied in May 2007</b>	54	67	121
<b>May 2007 Results</b>			
<b>Grade A</b>	0	0	0
<b>Grade B</b>	2	2	4
<b>Grade C</b>	32	36	68
<b>Passed in May 2007</b>	34	38	72
<b>Still Narrowly Failed May 2007</b>	20	29	49

Table 3.12 shows that out of the 15 candidates who had been classified as Narrowly Failed in 2005, there were 6 who managed to obtain the Matriculation Certificate in May 2007. Out of the 121 candidates who were Narrowly Failed in 2006 and applied in May 2007, there were 72 (59.5%) who managed to obtain the Matriculation Certificate in May 2007. Most of these candidates obtained an overall Grade C.

## SECTION 4.0: SEPTEMBER 2007 REGISTRATIONS

Table 4.1 below shows the numbers of candidates who applied for the Supplementary session in September 2007. This table indicates the Matriculation Certificate grades they were awarded after the main session in May 2007.

**Table 4.1: September 2007 Registrations  
by Matriculation Certificate Grades obtained in May 2007**

Grade in May	Registration in September		
	Males	Females	Total
<b>A</b>	1	1	2
<b>B</b>	6	28	34
<b>C</b>	102	138	240
<b>Fail</b>	387	569	956
<b>Total</b>	<b>496</b>	<b>736</b>	<b>1232</b>

In total, 48.7% of the candidates who sat for the Matriculation Certificate in May 2007 applied for the supplementary session in September. In particular, 46.3% of the male candidates and 50.4% of the female candidates who applied for the May session also applied for the September session. As expected, the majority of the candidates who applied for the supplementary session were the ones who failed in May (77.6%).

It is interesting to note that 19.5% of the September candidates had already obtained an overall Grade C in May. A smaller number (2.8%) had obtained a Grade B in May. This year there were two candidates who applied for the September session who had already obtained an overall Grade A in May 2007.

Table 4.2 below provides information on the numbers of candidates, males and females, who applied for the Matriculation Certificate examinations at Advanced and Intermediate levels in the different subjects in September 2007.

**Table 4.2: September 2007 Matriculation Certificate Registrations by Subject and Gender**

Subjects	Advanced Level			Intermediate Level		
	Males	Females	Total	Males	Females	Total
Accounting	50	61	111	13	5	18
Applied Mathematics	3	2	5	5	2	7
Arabic	0	0	0	0	0	0
Art	6	13	19	0	1	1
Biology	37	108	145	1	26	27
Chemistry	27	38	65	1	6	7
Computing	9	5	14	10	4	14
Economics	7	8	15	5	2	7
Engineering Drawing	0	0	0	-	-	-
Engineer./Graphical	-	-	-	11	3	14
English	44	109	153	98	137	235
Environ. Science	-	-	-	17	38	55
French	4	11	15	4	5	9
Geography	2	3	5	6	6	12
German	0	2	2	0	0	0
Graphical Comm.	1	1	2	-	-	-
History	3	6	9	0	0	0
Home Economics	2	3	5	0	0	0
Info. Technology	0	1	1	3	2	5
Italian	12	18	30	10	11	21
Maltese	11	33	44	14	20	34
Marketing	9	3	12	13	6	19
Music	0	0	0	0	0	0
Philosophy	5	15	20	26	48	74
Physics	62	37	99	24	41	65
Pure Mathematics	97	45	142	27	48	75
Religious Knowledge	1	2	3	21	28	49
Sociology	5	22	27	18	51	69
Spanish	0	3	3	0	0	0
Systems of Knowledge	-	-	-	99	222	321

In the September session, at Advanced level, the subjects with most candidates were English (153), Biology (145) and Pure Mathematics (142). At Intermediate level, Systems of Knowledge (321) and English (235) were the subjects with the highest registrations in September 2007. In this session, subjects with higher numbers of registrations from females included Advanced level Art, Biology, English, French, Maltese, and Sociology. At the same time, there were more registrations from males than females for Advanced level Physics and Pure Mathematics. At Intermediate level, there were more registrations from females than males in Biology, English, Environmental Science, Philosophy, Physics, Pure Mathematics and Systems of Knowledge. At Intermediate level, there were more registrations from males than females in Accounting and Computing, although in both cases the number of registrations were small.



Table 4.3 below provides information on the numbers of candidates, males and females, who registered for single subjects at Advanced Matriculation level in the September 2007 supplementary. Session.

**Table 4.3: September 2007 Single Subjects Registrations by Subject and Gender**

Subjects	Advanced Level		
	Males	Females	Total
Accounting	2	24	26
Applied Mathematics	0	0	0
Art	6	1	7
Biology	1	2	3
Chemistry	1	0	1
Computing	6	4	10
Economics	1	3	4
English	11	27	38
French	0	3	3
Geography	0	0	0
German	0	1	1
Graphical Comm.	2	0	2
History	0	3	3
Home Economics	0	0	0
Information Technology	1	0	1
Italian	0	7	7
Maltese	3	6	9
Marketing	7	12	19
Philosophy	3	3	6
Physics	9	2	11
Pure Mathematics	10	3	13
Religious Knowledge	1	4	5
Sociology	3	6	9
Spanish	0	2	2

In the Supplementary session, the single subjects with the highest registrations were English (38) and Accounting (26). In this session, single subjects with higher registrations from females than males were Accounting and English. At the same time, there were more registrations from males than females for Physics and Pure Mathematics.

Table 4.4 below shows that the number of registrations for subjects they need to satisfy special course requirements for this session was small (N=23).

**Table 4.4: September 2007 Registration for Special Course Requirements**

Subject	Advanced	Intermediate
Accounting	0	1
Applied Mathematics	0	1
Biology	1	1
Chemistry	1	1
English	1	7
Information Technology	0	1
Maltese	0	5
Physics	0	3
Sociology	1	0

Table 4.5 below shows the number of requests, by subject, made for a Revision of Papers after the September 2007 results were issued. Data relating to the outcome of these requests are presented in the following section.

**Table 4.5: September 2007 Registrations for Revision of Papers\***

Subject	Advanced Level			Intermediate Level		
	Reg.	Requests	%	Reg.	Requests	%
Accounting	137	7	5.1	-	-	-
Applied Maths	5	1	20.0	8	1	12.5
Art	26	1	3.8	-	-	-
Biology	151	2	1.3	-	-	-
Chemistry	71	11	15.5	8	1	12.5
Computing	24	4	16.7	-	-	-
English	193	17	8.9	248	30	12.1
Environ. Science	-	-	-	56	2	3.6
French	19	2	10.5	9	1	11.1
Geography	5	1	20.0	-	-	-
Home Economics	6	3	50.0	-	-	-
Italian	37	3	8.1	22	1	4.5
Maltese	54	1	1.9	42	3	7.1
Philosophy	27	1	3.7	-	-	-
Physics	112	2	1.8	70	3	4.3
Pure Mathematics	156	10	6.4	79	1	1.3
Religious Knowledge	10	1	10.0	-	-	-
Sociology	37	6	16.2	70	4	5.7
Systems of Knowledge	-	-	-	326	7	2.1
<b>Total</b>	<b>1046</b>	<b>73</b>	<b>7.0</b>	<b>929</b>	<b>54</b>	<b>5.8</b>

\* The number of registrations and requests for revision of papers from all candidates are included.

## SECTION 5.0: SEPTEMBER 2007 RESULTS

The following tables present the results of the Supplementary session that took place in September 2007. Tables 5.1 and 5.2 present the Advanced and Intermediate level results for all candidates by gender. Tables 5.3 and 5.4 present the Advanced and Intermediate level results of the candidates that sat for these subjects as part of their Matriculation Certificate. It is important to remember that students taking the Matriculation Certificate examinations were restricted to re-apply for one subject at Advanced level, one subject at Intermediate level and Systems of Knowledge. Table 5.5 presents the results of the candidates who registered for Single Subjects at Advanced level in the September 2007 supplementary session. Tables 5.6 and 5.7 present the results of the candidates who have the Matriculation Certificate and apply to sit for subjects that are special course requirements. Although there are some exceptions, generally the absence or low incidence of high grades is apparent in most of the subjects in these tables.

**Table 5.1: September 2007 Advanced Level Results for All Candidates (Page 1 of 2)**

<b>Subjects*</b>	<b>A</b>	<b>B</b>	<b>C</b>	<b>D</b>	<b>E</b>	<b>F</b>	<b>Abs</b>	<b>Total</b>
<b>Accounting</b>	0	3	43	26	28	27	10	137
Males	0	2	20	11	5	10	4	52
Females	0	1	23	15	23	17	6	85
<b>Applied Maths</b>	0	0	2	0	0	3	0	5
Males	0	0	1	0	0	2	0	3
Females	0	0	1	0	0	1	0	2
<b>Art</b>	0	3	7	5	3	5	3	26
Males	0	2	2	4	2	0	2	12
Females	0	1	5	1	1	5	1	14
<b>Biology</b>	4	10	67	25	20	13	12	151
Males	1	5	15	6	4	5	3	39
Females	3	5	52	19	16	8	9	112
<b>Chemistry</b>	0	0	19	11	7	34	0	71
Males	0	0	11	2	2	16	0	31
Females	0	0	8	9	5	18	0	40
<b>Computing</b>	0	1	4	6	4	9	0	24
Males	0	0	2	4	3	6	0	15
Females	0	1	2	2	1	3	0	9
<b>Economics</b>	0	4	3	2	1	4	5	19
Males	0	3	1	1	0	3	0	8
Females	0	1	2	1	1	1	5	11
<b>English</b>	0	1	30	34	41	67	20	193
Males	0	1	5	9	11	24	6	56
Females	0	0	25	25	30	43	14	137
<b>French</b>	0	0	4	6	6	3	0	19
Males	0	0	1	1	2	0	0	4
Females	0	0	3	5	4	3	0	15
<b>Geography</b>	0	0	0	1	0	4	0	5
Males	0	0	0	1	0	1	0	2
Females	0	0	0	0	0	3	0	3
<b>German</b>	1	0	0	1	0	1	0	3
Males	0	0	0	0	0	0	0	0
Females	1	0	0	1	0	1	0	3

\* Subjects with no registrations are not included in this Table.

**Table 5.1: September 2007 Advanced Level Results for All Candidates (Page 2 of 2)**

<b>Subjects*</b>	<b>A</b>	<b>B</b>	<b>C</b>	<b>D</b>	<b>E</b>	<b>F</b>	<b>Abs</b>	<b>Total</b>
<b>Graphical Comm.</b>	0	4	0	0	0	0	0	4
Males	0	3	0	0	0	0	0	3
Females	0	1	0	0	0	0	0	1
<b>History</b>	0	0	6	0	1	5	0	12
Males	0	0	2	0	1	0	0	3
Females	0	0	4	0	0	5	0	9
<b>Home Economics</b>	0	0	0	1	1	4	0	6
Males	0	0	0	0	0	2	0	2
Females	0	0	0	1	1	2	0	4
<b>Info. Technology</b>	0	1	0	1	0	0	0	2
Males	0	0	0	1	0	0	0	1
Females	0	1	0	0	0	0	0	1
<b>Italian</b>	0	0	5	4	12	15	1	37
Males	0	0	3	3	4	2	0	12
Females	0	0	2	1	8	13	1	25
<b>Maltese</b>	0	6	13	7	11	8	9	54
Males	0	2	3	1	0	5	3	14
Females	0	4	10	6	11	3	6	40
<b>Marketing</b>	0	6	8	0	2	5	10	31
Males	0	3	4	0	0	3	6	16
Females	0	3	4	0	2	2	4	15
<b>Philosophy</b>	0	7	7	7	1	1	4	27
Males	0	1	1	2	0	0	4	8
Females	0	6	6	5	1	1	0	19
<b>Physics</b>	0	15	31	29	14	16	7	112
Males	0	9	21	13	10	14	6	73
Females	0	6	10	16	4	2	1	39
<b>Pure Mathematics</b>	2	20	49	21	15	37	12	156
Males	0	12	32	17	8	29	9	107
Females	2	8	17	4	7	8	3	49
<b>Religious Knowledge</b>	0	0	3	2	2	2	1	10
Males	0	0	1	2	0	0	0	3
Females	0	0	2	0	2	2	1	7
<b>Sociology</b>	0	0	1	8	12	11	5	37
Males	0	0	0	1	3	4	1	9
Females	0	0	1	7	9	7	4	28
<b>Spanish</b>	1	0	3	0	0	1	0	5
Males	0	0	0	0	0	0	0	0
Females	1	0	3	0	0	1	0	5

\* Subjects with no registrations are not included in this Table.

**Table 5.2: September 2007 Intermediate Level Results for All Candidates (Page 1 of 2)**

<b>Subjects*</b>	<b>A</b>	<b>B</b>	<b>C</b>	<b>D</b>	<b>E</b>	<b>F</b>	<b>Abs</b>	<b>Total</b>
<b>Accounting</b>	0	0	4	7	5	2	1	19
Males	0	0	1	5	5	1	1	13
Females	0	0	3	2	0	1	0	6
<b>Applied Maths</b>	0	0	0	3	2	3	0	8
Males	0	0	0	3	1	2	0	6
Females	0	0	0	0	1	1	0	2
<b>Art</b>	0	0	0	0	2	0	0	2
Males	0	0	0	0	0	0	0	0
Females	0	0	0	0	2	0	0	2
<b>Biology</b>	1	9	3	2	2	9	3	29
Males	0	0	0	0	1	1	0	2
Females	1	9	3	2	1	8	3	27
<b>Chemistry</b>	0	1	3	1	1	2	0	8
Males	0	0	1	0	0	1	0	2
Females	0	1	2	1	1	1	0	6
<b>Computing</b>	0	0	2	3	2	7	0	14
Males	0	0	1	2	1	6	0	10
Females	0	0	1	1	1	1	0	4
<b>Economics</b>	0	0	2	1	0	2	2	7
Males	0	0	1	0	0	2	2	5
Females	0	0	1	1	0	0	0	2
<b>Engineering/Graphical</b>	0	4	4	0	2	1	3	14
Males	0	3	2	0	2	1	3	11
Females	0	1	2	0	0	0	0	3
<b>English</b>	0	1	15	30	36	164	2	248
Males	0	0	7	13	16	63	2	101
Females	0	1	8	17	20	101	0	147
<b>Environmental Science</b>	1	1	12	8	13	15	6	56
Males	0	0	4	2	4	5	2	17
Females	1	1	8	6	9	10	4	39
<b>French</b>	0	0	3	2	3	1	0	9
Males	0	0	3	0	0	1	0	4
Females	0	0	0	2	3	0	0	5
<b>Geography</b>	0	3	3	2	0	2	2	12
Males	0	1	1	2	0	2	0	6
Females	0	2	2	0	0	0	2	6
<b>Information Technology</b>	1	0	3	0	0	2	0	6
Males	1	0	2	0	0	1	0	4
Females	0	0	1	0	0	1	0	2
<b>Italian</b>	0	0	2	6	8	6	0	22
Males	0	0	2	1	3	4	0	10
Females	0	0	0	5	5	2	0	12
<b>Maltese</b>	0	2	12	12	6	9	1	42
Males	0	0	5	5	1	7	1	19
Females	0	2	7	7	5	2	0	23

\* Subjects with no registrations are not included in this Table.

**Table 5.2: September 2007 Intermediate Level Results for All Candidates (Page 2 of 2)**

<b>Subjects*</b>	<b>A</b>	<b>B</b>	<b>C</b>	<b>D</b>	<b>E</b>	<b>F</b>	<b>Abs</b>	<b>Total</b>
<b>Marketing</b>	1	2	4	1	7	2	2	19
Males	1	2	4	1	3	0	2	13
Females	0	0	0	0	4	2	0	6
<b>Philosophy</b>	2	11	35	12	3	7	4	74
Males	0	4	14	5	0	2	1	26
Females	2	7	21	7	3	5	3	48
<b>Physics</b>	3	0	20	10	14	18	5	70
Males	1	0	6	2	6	10	4	29
Females	2	0	14	8	8	8	1	41
<b>Pure Mathematics</b>	4	2	29	6	17	12	9	79
Males	0	2	11	1	5	9	2	30
Females	4	0	18	5	12	3	7	49
<b>Religious Knowledge</b>	0	5	13	14	8	6	5	51
Males	0	1	3	6	4	4	3	21
Females	0	4	10	8	4	2	2	30
<b>Sociology</b>	1	8	15	9	9	21	7	70
Males	0	1	2	2	2	8	3	18
Females	1	7	13	7	7	13	4	52
<b>Systems of Knowledge</b>	0	21	184	39	5	76	1	326
Males	0	3	48	17	2	33	1	104
Females	0	18	136	22	3	43	0	222

\* Subjects with no registrations are not included in this Table.

**Table 5.3: September 2007 Advanced Level Results by Subject and Gender:  
Matriculation Certificate (page 1 of 2)**

<b>Subjects*</b>	<b>A</b>	<b>B</b>	<b>C</b>	<b>D</b>	<b>E</b>	<b>F</b>	<b>Abs</b>	<b>Total</b>
<b>Accounting</b>	0	3	38	23	24	14	9	111
Males	0	2	19	11	5	9	4	50
Females	0	1	19	12	19	5	5	61
<b>Applied Maths</b>	0	0	2	0	0	3	0	5
Males	0	0	1	0	0	2	0	3
Females	0	0	1	0	0	1	0	2
<b>Art</b>	0	3	6	3	1	4	2	19
Males	0	2	1	2	0	0	1	6
Females	0	1	5	1	1	4	1	13
<b>Biology</b>	4	10	63	24	20	12	12	145
Males	1	5	13	6	4	5	3	37
Females	3	5	50	18	16	7	9	108
<b>Chemistry</b>	0	0	18	11	6	30	0	65
Males	0	0	10	2	2	13	0	27
Females	0	0	8	9	4	17	0	38
<b>Computing</b>	0	0	4	3	3	4	0	14
Males	0	0	2	2	2	3	0	9
Females	0	0	2	1	1	1	0	5
<b>Economics</b>	0	4	3	1	1	4	2	15
Males	0	3	1	0	0	3	0	7
Females	0	1	2	1	1	1	2	8
<b>English</b>	0	0	27	30	37	49	10	153
Males	0	0	4	9	11	18	2	44
Females	0	0	23	21	26	31	8	109
<b>French</b>	0	0	3	6	4	2	0	15
Males	0	0	1	1	2	0	0	4
Females	0	0	2	5	2	2	0	11
<b>Geography</b>	0	0	0	1	0	4	0	5
Males	0	0	0	1	0	1	0	2
Females	0	0	0	0	0	3	0	3
<b>German</b>	0	0	0	1	0	1	0	2
Males	0	0	0	0	0	0	0	0
Females	0	0	0	1	0	1	0	2
<b>Graphical Comm.</b>	0	2	0	0	0	0	0	2
Males	0	1	0	0	0	0	0	1
Females	0	1	0	0	0	0	0	1
<b>History</b>	0	0	6	0	1	2	0	9
Males	0	0	2	0	1	0	0	3
Females	0	0	4	0	0	2	0	6
<b>Home Economics</b>	0	0	0	1	1	3	0	5
Males	0	0	0	0	0	2	0	2
Females	0	0	0	1	1	1	0	3

\* Subjects with no registrations are not included in this Table.

**Table 5.3: September 2007 Advanced Level Results by Subject and Gender:  
Matriculation Certificate (page 2 of 2)**

<b>Subjects*</b>	<b>A</b>	<b>B</b>	<b>C</b>	<b>D</b>	<b>E</b>	<b>F</b>	<b>Abs</b>	<b>Total</b>
<b>Info.Technology</b>	0	1	0	0	0	0	0	1
Males	0	0	0	0	0	0	0	0
Females	0	1	0	0	0	0	0	1
<b>Italian</b>	0	0	5	4	11	10	0	30
Males	0	0	3	3	4	2	0	12
Females	0	0	2	1	7	8	0	18
<b>Maltese</b>	0	5	12	7	9	5	6	44
Males	0	2	3	1	0	3	2	11
Females	0	3	9	6	9	2	4	33
<b>Marketing</b>	0	2	2	0	1	2	5	12
Males	0	2	2	0	0	1	4	9
Females	0	0	0	0	1	1	1	3
<b>Philosophy</b>	0	7	5	4	1	1	2	20
Males	0	1	1	1	0	0	2	5
Females	0	6	4	3	1	1	0	15
<b>Physics</b>	0	14	24	29	12	14	6	99
Males	0	8	16	13	8	12	5	62
Females	0	6	8	16	4	2	1	37
<b>Pure Mathematics</b>	2	20	47	21	13	31	8	142
Males	0	12	30	17	7	25	6	97
Females	2	8	17	4	6	6	2	45
<b>Religious Knowledge</b>	0	0	1	0	1	1	0	3
Males	0	0	1	0	0	0	0	1
Females	0	0	0	0	1	1	0	2
<b>Sociology</b>	0	0	1	6	10	8	2	27
Males	0	0	0	0	2	3	0	5
Females	0	0	1	6	8	5	2	22
<b>Spanish</b>	1	0	2	0	0	0	0	3
Males	0	0	0	0	0	0	0	0
Females	1	0	2	0	0	0	0	3

\* Subjects with no registrations are not included in this Table.



**Table 5.4: September 2007 Intermediate Level Results by Subject and Gender:  
Matriculation Certificate (page 1 of 2)**

<b>Subjects*</b>	<b>A</b>	<b>B</b>	<b>C</b>	<b>D</b>	<b>E</b>	<b>F</b>	<b>Abs</b>	<b>Total</b>
<b>Accounting</b>	0	0	3	7	5	2	1	18
Males	0	0	1	5	5	1	1	13
Females	0	0	2	2	0	1	0	5
<b>Applied Maths</b>	0	0	0	2	2	3	0	7
Males	0	0	0	2	1	2	0	5
Females	0	0	0	0	1	1	0	2
<b>Art</b>	0	0	0	0	1	0	0	1
Males	0	0	0	0	0	0	0	0
Females	0	0	0	0	1	0	0	1
<b>Biology</b>	1	9	3	1	2	8	3	27
Males	0	0	0	0	1	0	0	1
Females	1	9	3	1	1	8	3	26
<b>Chemistry</b>	0	1	3	1	1	1	0	7
Males	0	0	1	0	0	0	0	1
Females	0	1	2	1	1	1	0	6
<b>Computing</b>	0	0	2	3	2	7	0	14
Males	0	0	1	2	1	6	0	10
Females	0	0	1	1	1	1	0	4
<b>Economics</b>	0	0	2	1	0	2	2	7
Males	0	0	1	0	0	2	2	5
Females	0	0	1	1	0	0	0	2
<b>Engineering/Graphical</b>	0	4	4	0	2	1	3	14
Males	0	3	2	0	2	1	3	11
Females	0	1	2	0	0	0	0	3
<b>English</b>	0	0	14	29	35	156	1	235
Males	0	0	7	13	16	61	1	98
Females	0	0	7	16	19	95	0	137
<b>Environmental Science</b>	1	1	12	7	13	15	6	55
Males	0	0	4	2	4	5	2	17
Females	1	1	8	5	9	10	4	38
<b>French</b>	0	0	3	2	3	1	0	9
Males	0	0	3	0	0	1	0	4
Females	0	0	0	2	3	0	0	5
<b>Geography</b>	0	3	3	2	0	2	2	12
Males	0	1	1	2	0	2	0	6
Females	0	2	2	0	0	0	2	6
<b>Information Technology</b>	1	0	2	0	0	2	0	5
Males	1	0	1	0	0	1	0	3
Females	0	0	1	0	0	1	0	2
<b>Italian</b>	0	0	2	5	8	6	0	21
Males	0	0	2	1	3	4	0	10
Females	0	0	0	4	5	2	0	11
<b>Maltese</b>	0	2	10	11	6	5	0	34
Males	0	0	5	4	1	4	0	14
Females	0	2	5	7	5	1	0	20
<b>Marketing</b>	1	2	4	1	7	2	2	19
Males	1	2	4	1	3	0	2	13
Females	0	0	0	0	4	2	0	6

\* Subjects with no registrations are not included in this Table.

**Table 5.4: September 2007 Intermediate Level Results by Subject and Gender:  
Matriculation Certificate (page 2 of 2)**

<b>Subjects*</b>	<b>A</b>	<b>B</b>	<b>C</b>	<b>D</b>	<b>E</b>	<b>F</b>	<b>Abs</b>	<b>Total</b>
<b>Philosophy</b>	2	11	35	12	3	7	4	74
Males	0	4	14	5	0	2	1	26
Females	2	7	21	7	3	5	3	48
<b>Physics</b>	3	0	19	10	14	16	3	65
Males	1	0	5	2	6	8	2	24
Females	2	0	14	8	8	8	1	41
<b>Pure Mathematics</b>	4	2	28	6	16	10	9	75
Males	0	2	11	1	4	7	2	27
Females	4	0	17	5	12	3	7	48
<b>Religious Knowledge</b>	0	5	12	13	8	6	5	49
Males	0	1	3	6	4	4	3	21
Females	0	4	9	7	4	2	2	28
<b>Sociology</b>	1	8	15	9	9	20	7	69
Males	0	1	2	2	2	8	3	18
Females	1	7	13	7	7	12	4	51
<b>Systems of Knowledge</b>	0	21	181	39	5	74	1	321
Males	0	3	45	17	2	31	1	99
Females	0	18	136	22	3	43	0	222

\* Subjects with no registrations are not included in this Table.

**Table 5.5: September 2007 Advanced Level Results by Subject and Gender:  
Single Subjects (page 1 of 2)**

<b>Subjects*</b>	<b>A</b>	<b>B</b>	<b>C</b>	<b>D</b>	<b>E</b>	<b>F</b>	<b>Abs</b>	<b>Total</b>
<b>Accounting</b>	0	0	5	3	4	13	1	26
Males	0	0	1	0	0	1	0	2
Females	0	0	4	3	4	12	1	24
<b>Art</b>	0	0	1	2	2	1	1	7
Males	0	0	1	2	2	0	1	6
Females	0	0	0	0	0	1	0	1
<b>Biology</b>	0	0	2	0	0	1	0	3
Males	0	0	1	0	0	0	0	1
Females	0	0	1	0	0	1	0	2
<b>Chemistry</b>	0	0	0	0	0	1	0	1
Males	0	0	0	0	0	1	0	1
Females	0	0	0	0	0	0	0	0
<b>Computing</b>	0	1	0	3	1	5	0	10
Males	0	0	0	2	1	3	0	6
Females	0	1	0	1	0	2	0	4
<b>Economics</b>	0	0	0	1	0	0	3	4
Males	0	0	0	1	0	0	0	1
Females	0	0	0	0	0	0	3	3
<b>English</b>	0	1	3	3	4	17	10	38
Males	0	1	1	0	0	5	4	11
Females	0	0	2	3	4	12	6	27
<b>French</b>	0	0	0	0	2	1	0	3
Males	0	0	0	0	0	0	0	0
Females	0	0	0	0	2	1	0	3
<b>Geography</b>	0	0	0	0	0	0	0	0
Males	0	0	0	0	0	0	0	0
Females	0	0	0	0	0	0	0	0
<b>German</b>	1	0	0	0	0	0	0	1
Males	0	0	0	0	0	0	0	0
Females	1	0	0	0	0	0	0	1
<b>Graphical Comm.</b>	0	2	0	0	0	0	0	2
Males	0	2	0	0	0	0	0	2
Females	0	0	0	0	0	0	0	0
<b>History</b>	0	0	0	0	0	3	0	3
Males	0	0	0	0	0	0	0	0
Females	0	0	0	0	0	3	0	3
<b>Info. Technology</b>	0	0	0	1	0	0	0	1
Males	0	0	0	1	0	0	0	1
Females	0	0	0	0	0	0	0	0
<b>Italian</b>	0	0	0	0	1	5	1	7
Males	0	0	0	0	0	0	0	0
Females	0	0	0	0	1	5	1	7
<b>Maltese</b>	0	1	0	0	2	3	3	9
Males	0	0	0	0	0	2	1	3
Females	0	1	0	0	2	1	2	6
<b>Marketing</b>	0	4	6	0	1	3	5	19
Males	0	1	2	0	0	2	2	7
Females	0	3	4	0	1	1	3	12

\* Subjects with no registrations are not included in this Table

**Table 5.5: September 2007 Advanced Level Results by Subject and Gender:  
Single Subjects (page 2 of 2)**

<b>Subjects*</b>	<b>A</b>	<b>B</b>	<b>C</b>	<b>D</b>	<b>E</b>	<b>F</b>	<b>Abs</b>	<b>Total</b>
<b>Philosophy</b>	0	0	1	3	0	0	2	6
Males	0	0	0	1	0	0	2	3
Females	0	0	1	2	0	0	0	3
<b>Physics</b>	0	0	6	0	2	2	1	11
Males	0	0	4	0	2	2	1	9
Females	0	0	2	0	0	0	0	2
<b>Pure Mathematics</b>	0	0	2	0	2	5	4	13
Males	0	0	2	0	1	4	3	10
Females	0	0	0	0	1	1	1	3
<b>Religious Knowledge</b>	0	0	1	1	1	1	1	5
Males	0	0	0	1	0	0	0	1
Females	0	0	1	0	1	1	1	4
<b>Sociology</b>	0	0	0	2	1	3	3	9
Males	0	0	0	1	0	1	1	3
Females	0	0	0	1	1	2	2	6
<b>Spanish</b>	0	0	1	0	0	1	0	2
Males	0	0	0	0	0	0	0	0
Females	0	0	1	0	0	1	0	2

\* Subjects with no registrations are not included in this Table.

**Table 5.6: September 2007 Advanced Level Results by Subject and Gender:  
Special Course Requirements**

Subjects	A	B	C	D	E	F	Abs	Total
<b>Biology</b>	0	0	1	0	0	0	0	1
Males	0	0	1	0	0	0	0	1
Females	0	0	0	0	0	0	0	0
<b>Chemistry</b>	0	0	1	0	0	0	0	1
Males	0	0	1	0	0	0	0	1
Females	0	0	0	0	0	0	0	0
<b>English</b>	0	0	0	0	0	1	0	1
Males	0	0	0	0	0	1	0	1
Females	0	0	0	0	0	0	0	0
<b>Sociology</b>	0	0	0	0	1	0	0	1
Males	0	0	0	0	1	0	0	1
Females	0	0	0	0	0	0	0	0

**Table 5.7: September 2007 Intermediate Level Results by Subject and Gender:  
Special Course Requirements**

Subjects	A	B	C	D	E	F	Abs	Total
<b>Accounting</b>	0	0	1	0	0	0	0	1
Males	0	0	0	0	0	0	0	0
Females	0	0	1	0	0	0	0	1
<b>Applied Maths</b>	0	0	0	1	0	0	0	1
Males	0	0	0	1	0	0	0	1
Females	0	0	0	0	0	0	0	0
<b>Biology</b>	0	0	0	0	0	1	0	1
Males	0	0	0	0	0	1	0	1
Females	0	0	0	0	0	0	0	0
<b>Chemistry</b>	0	0	0	0	0	1	0	1
Males	0	0	0	0	0	1	0	1
Females	0	0	0	0	0	0	0	0
<b>English</b>	0	0	1	1	1	3	1	7
Males	0	0	0	0	0	0	1	1
Females	0	0	1	1	1	3	0	6
<b>Information Technology</b>	0	0	1	0	0	0	0	1
Males	0	0	1	0	0	0	0	1
Females	0	0	0	0	0	0	0	0
<b>Maltese</b>	0	0	1	1	0	2	1	5
Males	0	0	0	1	0	2	1	4
Females	0	0	1	0	0	0	0	1
<b>Physics</b>	0	0	0	0	0	1	2	3
Males	0	0	0	0	0	1	2	3
Females	0	0	0	0	0	0	0	0

Table 5.8 below presents information on the outcome of the requests for a Revision of Papers made for the different subjects at Advanced and Intermediate levels after the September 2006 results were issued.

**Table 5.8: September 2007 Outcomes of Requests for Revision of Papers\***

Subject	Advanced Level				Intermediate Level			
	Reg.	Requests	%	Upgraded	Reg.	Requests	%	Upgraded
Accounting	137	7	5.1	1	-	-	-	-
Applied Maths	5	1	20.0	-	8	1	12.5	-
Art	26	1	3.8	-	-	-	-	-
Biology	151	2	1.3	-	-	-	-	-
Chemistry	71	11	15.5	-	8	1	12.5	-
Computing	24	4	16.7	1	-	-	-	-
English	193	17	8.9	-	248	30	12.1	-
Environ. Science	-	-	-	-	56	2	3.6	-
French	19	2	10.5	-	9	1	11.1	-
Geography	5	1	20.0	-	-	-	-	-
Home Economics	6	3	50.0	-	-	-	-	-
Italian	37	3	8.1	-	22	1	4.5	-
Maltese	54	1	1.9	-	42	3	7.1	-
Philosophy	27	1	3.7	-	-	-	-	-
Physics	112	2	1.8	-	70	3	4.3	-
Pure Mathematics	156	10	6.4	-	79	1	1.3	-
Religious Knowledge	10	1	10.0	-	-	-	-	-
Sociology	37	6	16.2	-	70	4	5.7	-
Systems of Knowledge	-	-	-	-	326	7	2.1	-
<b>Total</b>	<b>1046</b>	<b>73</b>	<b>7.0</b>	<b>2</b>	<b>929</b>	<b>54</b>	<b>5.8</b>	<b>0</b>

\*The number of registrations and requests for revision of papers from all candidates are included.

Table 5.8 shows that at Advanced level, only two out of the 73 requests for a Revision of Papers had the grade revised. At Intermediate level, none of the 54 requests for a Revision of Papers had a grade revised.

The following set of Tables present data related to the overall Matriculation Certificate grades awarded after the supplementary examination session of September 2007. The information in Tables 5.9 and 5.10 includes all the 2007 candidates whereas Tables 5.11 focuses on the 1989 cohort, that is, those candidates who turned eighteen in 2007. Table 5.12 focuses on the Narrowly Failed candidates from 2005-6.

**Table 5.9: September 2007  
Matriculation Certificate Distribution of Grades**

	<b>Males</b>	<b>Females</b>	<b>Total</b>
<b>A</b>	7	9	16
<b>B</b>	38	70	108
<b>C</b>	210	368	578
<b>Passed</b>	<b>255</b>	<b>447</b>	<b>702</b>
<b>Narrowly Failed</b>	63	68	131
<b>Fail</b>	178	221	399
<b>Total</b>	<b>496</b>	<b>736</b>	<b>1232</b>

The data in Table 5.9 shows that 57.0% of the candidates (51.4% of males and 60.7% of females) who sat for the Supplementary session in September 2007 managed to get a pass in the Matriculation Certificate. Overall, 1.3% of the candidates obtained Grade A, 8.81% obtained Grade B and 46.9% obtained Grade C. There were 10.6% of the candidates who were classified as Narrowly Failed.

**Table 5.10: Failed/Missing Component/s  
of Narrowly Failed Candidates in September 2007**

<b>Missing Component/s</b>	<b>Males</b>	<b>Females</b>	<b>Total</b>
<b>Group 1 only</b>	27	16	43
<b>Group 2 only</b>	2	2	4
<b>Group 3 only</b>	10	14	24
<b>Systems of Knowledge</b>	3	2	5
<b>Total: One Missing Component</b>	<b>42</b>	<b>34</b>	<b>76</b>
<b>Passed – not enough points</b>	21	34	55
<b>Total</b>	<b>63</b>	<b>68</b>	<b>131</b>

Table 5.10 gives a detailed breakdown of the failed/missing components of the candidates who were classified as Narrowly Failed. Many of the candidates who had one missing component either did not obtain a pass in a Group 1 or a Group 3 subject.

**Table 5.11: September 2007 Matriculation Certificate  
Distribution of Grades: 1989 Cohort**

	<b>Males</b>	<b>Females</b>	<b>Total</b>
<b>A</b>	5	9	14
<b>B</b>	34	63	97
<b>C</b>	146	289	435
<b>Passed</b>	<b>185</b>	<b>361</b>	<b>546</b>
<b>Narrowly Failed</b>	41	53	94
<b>Fail</b>	99	143	242
<b>Total</b>	<b>325</b>	<b>557</b>	<b>882</b>

The data in Table 5.11 show that 61.9% of the candidates (56.9% of males and 64.8% of females) born in 1989 who sat for the Supplementary session were awarded a pass in the Matriculation Certificate after the September 2006 examination session. Overall, 1.6% of these candidates obtained Grade A, 11.0% obtained Grade B and 49.3% obtained Grade C. There were 10.7% of the 1989 candidates who were classified as Narrowly Failed after this session.

**Table 5.12: September 2007 Results of Narrowly Failed Candidates (2005 – 2006)**

	<b>Males</b>	<b>Females</b>	<b>Total</b>
<b>Narrowly Failed in 2005 &amp; 2006</b>	10	13	23
<b>Applied in May 2007</b>	7	8	15
<b>Passed in May 2007</b>	2	4	6
<b>Still Narrowly Failed after May 2007</b>	5	4	9
<b>Applied in September 2007</b>	3	3	6
<b>September 2007 Results</b>			
<b>Grade A</b>	0	0	0
<b>Grade B</b>	0	0	0
<b>Grade C</b>	1	1	2
<b>Passes in September 2007</b>	1	1	2
<b>Not awarded Certificate in 2006</b>	2	2	4
<b>Narrowly Failed in 2006</b>	76	95	171
<b>Applied in May 2007</b>	54	67	121
<b>Passed in May 2007</b>	34	38	72
<b>Still Narrowly Failed after May 2007</b>	20	29	49
<b>Applied in September 2007</b>	14	21	35
<b>September 2006 Results</b>			
<b>Grade A</b>	0	0	0
<b>Grade B</b>	0	0	0
<b>Grade C</b>	6	14	20
<b>Passes in September 2007</b>	6	14	20
<b>Not awarded Certificate in 2007</b>	8	7	15

Table 5.12 shows that the 2005 Narrowly Failed candidates managed to obtain the Matriculation Certificate in September 2007. There were 20 of the 2006 Narrowly Failed Candidates who were awarded the Matriculation Certificate in September 2007. A further 15 remained Narrowly Failed after the September 2007 session. These candidates have the opportunity to complete the Matriculation Certificate in 2008.



In 2007, a total of 1595 out of 2532 candidates (63.0%) obtained a pass in the Matriculation Certificate. The pass rate for females was higher than the pass rate for males: 66.5 % (972 out of 1461) and 58.2 % (623 out of 1071) respectively.

The analysis on the 1989 cohort shows that 70.7% of the candidates born in that year (1335 out of 1,889) obtained the Matriculation Certificate in 2007. This means that 23.9% of the infants born in 1989 (1,335 out of 5,584) obtained the obligatory entry requirements for University in 2007. There was a gender imbalance in this figure in favour of females: while 29.8% of females born in 1989 (825 out of 2,771) obtained the Matriculation Certificate in 2007, only 18.1% of males born in the same year (510 out of 2,813) obtained the same qualification.

The following tables indicate the percentage passes in the different subjects in 2007. Table 5.13 presents the data for the Advanced level subjects. Data for the candidates taking the Matriculation Certificate and those sitting for particular subjects as single subjects are presented separately although the overall pass rate is also given for each subject. Table 5.14 presents the data for the Intermediate level subjects.

**Table 5.13: Passes in Advanced Level Subjects in 2007 (page 1 of 3)**

Subject	Reg.	Grades A-E	
		N	%
<b>Accounting</b>	<b>528</b>	<b>394</b>	<b>74.6</b>
Matriculation Certificate	366	321	87.7
Single Subject	162	73	45.1
<b>Applied Mathematics</b>	<b>12</b>	<b>6</b>	<b>50.0</b>
Matriculation Certificate	10	6	60.0
Single Subject	2	0	0.0
<b>Arabic</b>	<b>2</b>	<b>1</b>	<b>50.0</b>
Matriculation Certificate	0	0	0.0
Single Subject	2	1	50.0
<b>Art</b>	<b>127</b>	<b>97</b>	<b>76.4</b>
Matriculation Certificate	80	68	85.0
Single Subject	47	29	61.7
<b>Biology</b>	<b>594</b>	<b>484</b>	<b>81.5</b>
Matriculation Certificate	568	472	83.1
Single Subject	26	12	46.2
<b>Chemistry</b>	<b>441</b>	<b>308</b>	<b>69.8</b>
Matriculation Certificate	423	298	70.4
Single Subject	18	10	55.6
<b>Computing</b>	<b>221</b>	<b>183</b>	<b>82.8</b>
Matriculation Certificate	172	144	83.7
Single Subject	49	39	79.6
<b>Economics</b>	<b>232</b>	<b>194</b>	<b>83.6</b>
Matriculation Certificate	191	174	91.1
Single Subject	41	20	48.8

**Table 5.13: Passes in Advanced Level Subjects in 2007 (page 2 of 3)**

Subject	Reg.	Grades A-E	
		N	%
<b>Engineering Drawing</b>	<b>5</b>	<b>4</b>	<b>80.0</b>
Matriculation Certificate	5	4	80.0
Single Subject	0	0	0.0
<b>English</b>	<b>667</b>	<b>453</b>	<b>67.9</b>
Matriculation Certificate	455	349	76.7
Single Subject	212	104	49.1
<b>French</b>	<b>138</b>	<b>125</b>	<b>90.6</b>
Matriculation Certificate	116	111	95.7
Single Subject	22	14	63.6
<b>Geography</b>	<b>63</b>	<b>59</b>	<b>93.7</b>
Matriculation Certificate	57	55	96.5
Single Subject	6	4	66.7
<b>German</b>	<b>45</b>	<b>43</b>	<b>95.6</b>
Matriculation Certificate	18	17	94.4
Single Subject	27	26	96.3
<b>Graphical Comm.</b>	<b>21</b>	<b>18</b>	<b>85.7</b>
Matriculation Certificate	15	15	100.0
Single Subject	6	3	50.0
<b>History</b>	<b>108</b>	<b>91</b>	<b>84.3</b>
Matriculation Certificate	85	79	92.9
Single Subject	23	12	52.2
<b>Home Economics</b>	<b>105</b>	<b>96</b>	<b>91.4</b>
Matriculation Certificate	89	86	96.6
Single Subject	16	10	62.5
<b>Information Technology</b>	<b>61</b>	<b>60</b>	<b>98.4</b>
Matriculation Certificate	55	54	98.2
Single Subject	6	6	100.0
<b>Italian</b>	<b>296</b>	<b>231</b>	<b>78.0</b>
Matriculation Certificate	219	185	84.5
Single Subject	77	46	59.7
<b>Maltese</b>	<b>388</b>	<b>348</b>	<b>89.7</b>
Matriculation Certificate	315	295	93.7
Single Subject	73	53	72.6
<b>Marketing</b>	<b>418</b>	<b>337</b>	<b>80.6</b>
Matriculation Certificate	246	223	90.7
Single Subject	172	114	66.3
<b>Music</b>	<b>8</b>	<b>8</b>	<b>100.0</b>
Matriculation Certificate	5	5	100.0
Single Subject	3	3	100.0
<b>Philosophy</b>	<b>134</b>	<b>103</b>	<b>76.9</b>
Matriculation Certificate	114	93	81.6
Single Subject	20	10	50.0

**Table 5.13: Passes in Advanced Level Subjects in 2007 (page 3 of 3)**

Subject	Reg.	Grades A-E	
		N	%
<b>Physics</b>	<b>563</b>	<b>451</b>	<b>80.1</b>
Matriculation Certificate	503	416	<b>82.7</b>
Single Subject	60	35	<b>58.3</b>
<b>Pure Mathematics</b>	<b>661</b>	<b>468</b>	<b>70.8</b>
Matriculation Certificate	585	445	<b>76.1</b>
Single Subject	76	23	<b>30.3</b>
<b>Religious Knowledge</b>	<b>148</b>	<b>123</b>	<b>83.1</b>
Matriculation Certificate	76	73	<b>96.1</b>
Single Subject	72	50	<b>69.4</b>
<b>Russian</b>	<b>2</b>	<b>2</b>	<b>100.0</b>
Matriculation Certificate	0	0	<b>0.0</b>
Single Subject	2	2	<b>100.0</b>
<b>Sociology</b>	<b>305</b>	<b>256</b>	<b>83.9</b>
Matriculation Certificate	262	234	<b>89.3</b>
Single Subject	43	22	<b>51.2</b>
<b>Spanish</b>	<b>61</b>	<b>54</b>	<b>88.5</b>
Matriculation Certificate	34	32	<b>64.7</b>
Single Subject	27	22	<b>81.5</b>

Table 5.13 shows that in Advanced level subjects, the overall pass rate was:

- *over 90% in seven subjects:*  
French, Geography, German, Home Economics, Information Technology, Music and Russian.
- *between 80-89% in twelve subjects:*  
Biology, Computing, Economics, Engineering Drawing, Graphical Communication, French, History, Maltese, Marketing, Physics, Religious Knowledge, Sociology and Spanish.
- *between 70-79% in five subjects:*  
Accounting, Art, Italian, Philosophy and Pure Mathematics.
- *between 60-69% in two subjects:*  
Chemistry and English.
- *between 50-59% in one subject:*  
Applied Mathematics and Arabic.

**Table 5.14: Passes in Intermediate Level Subjects in 2007**

Subject	Reg.	Grades A-E	
		N	%
Accounting	160	138	86.3
Applied Mathematics	103	80	77.7
Art	46	35	76.1
Arabic	2	2	100.0
Biology	210	175	83.3
Chemistry	32	23	71.9
Computing	193	166	86.0
Economics	84	74	88.1
Eng. Drawing/Graph. Com	113	81	71.7
English	1433	1121	78.2
Environmental Science	559	460	82.3
French	134	118	88.1
Geography	91	73	80.2
German	31	28	90.3
History	67	64	95.5
Home Economics	43	33	76.7
Information Technology	313	305	97.4
Italian	252	228	90.5
Maltese	649	600	92.4
Marketing	226	208	92.0
Music	10	10	100.0
Philosophy	714	584	81.8
Physics	649	537	82.7
Pure Mathematics	546	437	80.0
Religious Knowledge	454	393	86.6
Sociology	469	343	73.1
Spanish	13	13	100.0
Systems of Knowledge	2533	2194	86.6

Table 5.14 shows that in Intermediate level subjects, the overall pass rate was:

- *over 90% in nine subjects:*  
Arabic, German, History, Information Technology, Italian, Maltese, Marketing, Music and Spanish
- *between 80-89% in twelve subjects:*  
Accounting, Biology, Computing, Economics, Environmental Science, French, Geography, Philosophy, Physics, Pure Mathematics, Religious Knowledge and Systems of Knowledge.
- *between 70-79% in seven subjects:*  
Applied Mathematics, Art, Chemistry, Engineering Drawing / Graphical Communication, English, Home Economics and Sociology.

## SECTION 6.0: GENERAL STATISTICS

This section gives an overview of the general statistics of the Matriculation Certificate from 1997 to 2007. These data allow one to observe the trends that have been developing since this system of examinations was introduced in the Maltese Islands.

Table 6.1 shows the numbers of candidates that have qualified for the Matriculation Certificate annually and by session.

**Table 6.1: Candidates qualified for the Matriculation Certification 1998-2007**

Year	Candidates N	Qualified in May		Qualified in Sept		Total Qualified	
		N	%	N	%	N	%
1997	1309	775	59.2	197	15.0	972	74.3
1998	1630	787	48.3	255	15.6	1042	63.9
1999	1721	878	51.0	238	13.8	1116	64.8
2000	1862	950	51.0	275	14.8	1225	65.8
2001	1981	1043	52.7	247	12.5	1290	65.1
2002	2018	1106	54.8	280	13.9	1386	68.7
2003	2059	1089	52.9	306	14.9	1395	67.8
2004	2233	1063	47.6	319	14.3	1382	61.9
2005	2455	1136	46.3	333	13.6	1469	59.8
2006	2550	1297	50.9	259	10.2	1556	61.0
2007	<b>2532</b>	<b>1169</b>	<b>46.2</b>	<b>426</b>	<b>16.8</b>	<b>1595</b>	<b>63.0</b>

This table shows that the overall percentage pass rate was highest in the first year of operation. Around three fourths of the candidates passed in 1997. For the next four years, the pass rate stabilised around 65%. In the following two years, the pass rate was around 68.0%. In 2004, the pass rate was lower, reaching 61.9%. In 2005, it was the lowest so far, at 59.8%. In 2006, the pass rate increased to 61%. In 2007, the pass rate increased further to 63.0%. It is worth pointing out that on average, around 14% of the candidates have qualified for the Matriculation Certificate because of the Supplementary Session. In 2007, this percentage was high comparatively speaking, reaching 16.8%.

Table 6.2 below gives a breakdown of the statistics concerning the Supplementary session. This table shows how many candidates applied for the September session each year and how their performance in this session affected the overall grade of their certificate.

**Table 6.2: Supplementary Sessions 1998-2007: Changes in Overall Grade**

Year	Candidates	No Change in Certificate Grade		Upgraded Certificate Grade		Upgraded / Qualified for Certificate		Upgraded / F → N	
		N	%	N	%	N	%	N	%
1997	646	326	50.5	54	8.4	197	30.5	69	10.7
1998	937	509	54.3	46	4.9	255	27.2	127	13.6
1999	836	461	55.1	20	2.4	238	28.5	117	14.0
2000	914	482	52.7	40	4.4	275	30.1	117	12.8
2001	1016	587	57.8	46	4.5	247	24.3	136	13.4
2002	970	538	55.5	53	5.5	280	28.9	99	10.2
2003	1006	527	52.4	45	4.5	306	30.4	128	12.7
2004	1151	633	55.0	35	3.0	319	27.7	164	14.3
2005	1310	730	55.7	77	5.9	333	25.4	170	13.0
2006	1195	734	61.4	40	3.3	259	21.7	162	13.6
2007	1232	621	50.4	54	4.4	426	34.6	131	10.6

Over the years, around half of the candidates who applied for the Supplementary session did not improve the grade of their certificate after sitting the September session. A relatively small number of candidates who had already obtained an overall pass in May improved their grade after the September session. This subgroup has generally been less than 5%. Each year, around a third of the candidates upgrade their overall grade in September and consequently qualified for the Matriculation Certificate. Also, each year, between 10% and 14% of the candidates were classified as Narrowly Failed (N) after the Supplementary session.

Table 6.3 gives a detailed breakdown of the four categories presented in the previous Table.

**Table 6.3: Supplementary Sessions 1998-2007: Details of Changes in Overall Grade**

	1997	1998	1999	2000	2001	2002	2003	2004	2005	2006	2007
<b>Reg. Candidates</b>	646	937	836	914	1016	970	1006	1151	1310	1195	1232
<b>No Change in Grade</b>	<b>326</b> <b>50.5%</b>	<b>509</b> <b>54.3%</b>	<b>461</b> <b>55.1%</b>	<b>482</b> <b>52.7%</b>	<b>587</b> <b>57.8%</b>	<b>538</b> <b>55.5%</b>	<b>527</b> <b>52.4%</b>	<b>633</b> <b>55%</b>	<b>730</b> <b>56%</b>	<b>734</b> <b>61.4%</b>	<b>621</b> <b>50.4%</b>
<b>A → A</b>	10	3	3	4	3	2	2	0	5	3	2
<b>B → B</b>	20	33	31	28	40	47	37	35	47	48	27
<b>C → C</b>	105	168	119	158	208	194	199	201	219	248	193
<b>F → F</b>	191	305	308	292	336	295	289	397	459	435	399
<b>Upgraded</b>	<b>54</b> <b>8.4%</b>	<b>46</b> <b>4.9%</b>	<b>20</b> <b>2.4%</b>	<b>40</b> <b>4.4%</b>	<b>46</b> <b>4.5%</b>	<b>53</b> <b>5.5%</b>	<b>45</b> <b>4.5%</b>	<b>35</b> <b>3.0%</b>	<b>77</b> <b>5.9%</b>	<b>40</b> <b>3.3%</b>	<b>54</b> <b>4.4%</b>
<b>B → A</b>	14	7	3	3	7	3	8	8	6	4	7
<b>C → A</b>	0	0	1	1	0	0	1	0	0	0	0
<b>C → B</b>	40	39	16	36	39	5	36	27	71	36	47
<b>Upgraded/Qualifie for Certificate</b>	<b>197</b> <b>30.5%</b>	<b>255</b> <b>27.2%</b>	<b>238</b> <b>28.5%</b>	<b>275</b> <b>30.1%</b>	<b>247</b> <b>24.3%</b>	<b>280</b> <b>29.0%</b>	<b>306</b> <b>30.4%</b>	<b>319</b> <b>27.7%</b>	<b>333</b> <b>25.4%</b>	<b>259</b> <b>21.7%</b>	<b>426</b> <b>34.6%</b>
<b>F → A</b>	4	1	3	7	2	3	3	1	4	1	7
<b>F → B</b>	25	29	24	35	35	38	27	36	39	25	34
<b>F → C</b>	168	225	211	233	210	240	276	282	290	233	385
<b>Upgraded to Narrowly Failed</b>	<b>69</b> <b>10.7%</b>	<b>127</b> <b>13.6%</b>	<b>117</b> <b>14.0%</b>	<b>117</b> <b>12.8%</b>	<b>136</b> <b>13.4%</b>	<b>99</b> <b>10.2%</b>	<b>128</b> <b>12.7%</b>	<b>164</b> <b>14.3%</b>	<b>170</b> <b>13%</b>	<b>162</b> <b>13.6%</b>	<b>131</b> <b>10.6%</b>
<b>F → N</b>	69	127	117	117	136	99	128	164	170	162	131

This table shows that over the years Grade C has featured prominently in the different categories. Among those candidates who had no change in grade after the September session, the largest category (among those who had passed) remained with a Grade C. Amongst the candidates who had passed in May and improved their overall grade in September, the largest category has always been from Grade C to Grade B. Furthermore, among the candidates who upgraded their overall grade from a Fail to a Pass, the largest category upgraded to a Grade C. It is interesting to point out that the trends in the Matriculation Certificate results have remained stable over the past years.

## **SECTION 7.0: CONCLUSION**

This report has been produced with the intention to provide important, valid information about various aspects of the Matriculation Certificate examination of 2007 in particular. The emphasis is on both the presentation of the information as well as on important analyses that are possible as a result of this information. However, it is possible for individuals and institutions to carry out further analyses on the data presented in this report. This report may be used as a basis of an evaluation of the Matriculation Certificate system of examinations that has been in operation for eleven years to date.

Comments on this report and recommendations on improving this or similar documents published by the MATSEC Support Unit are welcome. These are to be sent to [matsec@um.edu.mt](mailto:matsec@um.edu.mt).

## APPENDICES