



UNIVERSITY OF MALTA
MATSEC EXAMINATIONS BOARD

MATRICULATION CERTIFICATE STATISTICAL REPORT

2009

FOREWORD

This report presents statistics relating to the 2009 Matriculation Certificate examination which can provide important indicators about developments in the academic stream of the post-secondary sector in Malta. Besides the total number of students who register for the examination and the results they obtain, the report focuses on the registrations and performance of the 1991 cohort, that is, the 18 year-old candidates who had just finished their compulsory school cycle and two years at post-secondary level.

Most candidates take examinations in two subjects at Advanced level, three at Intermediate level and Systems of Knowledge as they seek to obtain the Matriculation Certificate which is required for admission to the University. Other candidates may simply wish to upgrade their qualifications and opt to sit for examinations in single subjects. This year, after a change in the regulations, candidates could sit for examinations in single subjects at both Advanced and Intermediate level while candidates who narrowly failed to obtain the Matriculation Certificate in 2007 and 2008 could sit for more than one subject to qualify for the certificate. The performance of these different categories of candidates can be followed from the separate tables presented for each category. Other tables show trends since 1997 when the examination was offered for the first time.

Some interesting information that emerges from this report is as follows. While overall 64.7 % of all Matriculation Certificate candidates qualified for the Certificate, the percentage of candidates of the 1991 cohort who qualified for the Certificate was 71.9%. In effect, the actual figures show that 24.2% of all children born in 1991 qualified for admission to University, with a definite bias towards females since 31.0% of females as against only 17.6% of males born in 1991 obtained the Matriculation Certificate in 2009. This gap of about 14% between males and females has not narrowed significantly over the past ten years. Detailed statistics show the effect of the supplementary session in September on the overall pass rate. The data also show that the most popular subjects at Advanced level are the science subjects Pure Mathematics, Biology and Physics and that more than 75% of the candidates for the Matriculation Certificate study English either at Advanced or Intermediate level. The latter statistic shows that the majority of students carry on studying English after passing their SEC level examination in the subject. The report also includes information about the distribution of grades in the different subjects and other relevant statistics.

This report is a distillation of the effort and dedication of many persons including all the staff at the MATSEC Support Unit, the examiners and, not least, the Examinations Department. In particular, I would like to thank the persons directly involved in the production of this report, namely, Ms Margaret Buhagiar and Mr Leander Borg, who retrieved the information from the computer database, and Ms Joanne Grech who compiled the tables and typed the report, and Ms Bernice Cutajar who checked the data.

Prof Frank Ventura
Chairman
MATSEC Examinations Board
February 2010

MATSEC EXAMINATIONS BOARD

**MATRICULATION CERTIFICATE
EXAMINATIONS 2009**

**MATSEC SUPPORT UNIT
UNIVERSITY OF MALTA**

FEBRUARY 2010

LIST OF CONTENTS

Executive Summary	i
1.0 Introduction	1
1.1 Background	1
1.2 Administrative Information	3
1.3 Requests for Special Arrangements	4
1.4 The Examination Centres	5
1.5 Oral Examinations	5
1.6 Coursework	6
1.7 Practical Examinations	7
1.8 Revision of Papers	7
1.9 Examiners' Reports	7
2.0 May 2009 Registrations	8
3.0 May 2009 Results	22
4.0 September 2009 Registrations	39
5.0 September 2009 Results	43
6.0 General Statistics	64
7.0 Conclusion	66
Appendices	
A: Regulations	68
B: Time-tables	75
C: Registration Forms	78
D: Application Form for Revision of Papers	85
E: Special Arrangements Form	86

LIST OF TABLES

Table 1.1	Registrations for Matriculation Certificate 1997-2009	2
Table 1.2	Registrations for Single Subjects 1997-2009	2
Table 1.3	Oral Examinations – Advanced Level	5
Table 1.4	Oral Examinations – Intermediate Level	5
Table 1.5	Examiners used for Orals of Advanced Level Examinations	6
Table 1.6	Examiners used for Orals of Intermediate Level Examinations	6
Table 1.7	Practical Examinations – Advanced Level	7
Table 2.1	2009 Matriculation Certificate Registrations by Year of Birth and Gender	8
Table 2.2	2009 Single Subjects Registrations by Year of Birth and Gender	8
Table 2.3	May 2009 Matriculation Certificate Registrations by Subject and Gender	9
Table 2.4	May 2009 Advanced Single Subjects Registrations by Subject and Gender	15
Table 2.5	May 2009 Intermediate Single Subjects Registrations by Subject and Gender	16
Table 2.6	May 2009 Registrations of Requests for Access Arrangements by Subject	16
Table 2.7	May 2009 Registrations of Requests for Access Arrangements by Subject	17
Table 2.8	May 2009 Registrations of Matriculation Certificate Candidates by Region and Locality in Malta	18
Table 2.9	May 2009 Registrations of Matriculation Certificate Candidates by Locality in Gozo	20
Table 2.10	May 2009 Registrations for Revision of Papers	21
Table 3.1	May 2009 Advanced Level Results by Subject and Gender: All Candidates	23
Table 3.2	May 2009 Intermediate Level Results by Subject and Gender: All Candidates	25
Table 3.3	May 2009 Advanced Level Results by Subject and Gender: Matriculation Certificate	27
Table 3.4	May 2009 Intermediate Level Results by Subject and Gender: Matriculation Certificate	29
Table 3.5	May 2009 Advanced Level Results by Subject and Gender: Single Subjects	31
Table 3.6	May 2009 Intermediate Level Results by Subject and Gender: Single Subjects	33
Table 3.7	May 2009 Outcomes of Requests for Revision of Papers	35
Table 3.8	May 2009 Matriculation Certificate Distribution of Grades	36
Table 3.9	May 2009 Failed/Missing Component/s in Matriculation Certificate	36
Table 3.10	May 2009 Matriculation Certificate Distribution of Grades: 1991 Cohort	38
Table 3.11	May 2009 Results of the Narrowly Failed Candidates (2007 and 2008)	38
Table 4.1	September 2009 Registrations by Matriculation Certificate Grades obtained in May 2009	39
Table 4.2	September 2009 Matriculation Certificate Registrations by Subject and Gender	40

LIST OF TABLES (cont.)

Table 4.3	September 2009 Single Subjects Advanced Registrations by Subject and Gender	41
Table 4.4	September 2009 Single Subjects Intermediate Registrations by Subject and Gender	41
Table 4.5	September 2009 Registrations for Revision of Papers	42
Table 5.1	September 2009 Advanced Level Results by Subject and Gender: All Candidates	43
Table 5.2	September 2009 Intermediate Level Results by Subject and Gender: All Candidates	45
Table 5.3	September 2009 Advanced Level Results by Subject and Gender: Matriculation Certificate	47
Table 5.4	September 2009 Intermediate Level Results by Subject and Gender: Matriculation Certificate	49
Table 5.5	September 2009 Advanced Level Results by Subject and Gender: Single Subjects	51
Table 5.6	September 2009 Intermediate Level Results by Subject and Gender: Single Subjects	53
Table 5.7	September 2009 Outcomes of Requests for Revision of Papers	54
Table 5.8	September 2009 Matriculation Certificate Distribution of Grades	55
Table 5.9	Failed/Missing Component/s of Narrowly Failed Candidates in September 2009	55
Table 5.10	September 2009 Matriculation Certificate Distribution of Grades: 1991 Cohort	56
Table 5.11	September 2009 Results of Narrowly Failed Candidates (2007-2008)	56
Table 5.12	Matriculation Certificate Distribution of Grades in the May and September 2009 Sessions	57
Table 5.13	Matriculation Certificate Distribution of Grades of the 1991 Cohort in the May and September 2009 Sessions	57
Table 5.14	Passes in Advanced Level Subjects in 2009	58
Table 5.15	Passes in Intermediate Level Subjects in 2009	61
Table 6.1	Candidates qualified for the Matriculation Certification 1997-2009	64
Table 6.2	Supplementary Sessions 1997-2009: Changes in Overall Grade	64
Table 6.3	Supplementary Sessions 1997-2009: Details of Changes in Overall Grade	65

LIST OF FIGURES

Figure 1	AM Registration by Gender: Group 1	10
Figure 2	AM Registration by Gender: Group 2	10
Figure 3	AM Registration by Gender: Group 3	11
Figure 4	AM Registration by Gender: Group 4	11
Figure 5	IM Registration by Gender: Group 1	12
Figure 6	IM Registration by Gender: Group 2	12
Figure 7	IM Registration by Gender: Group 3	13
Figure 8	IM Registration by Gender: Group 4	13
Figure 9	Distribution of Grade Points: May 2009	37
Figure 10	Distribution of Grade Points by Gender: May 2009	37

EXECUTIVE SUMMARY

This document reports on the Matriculation Certificate examinations of 2009 as well as the single subjects offered at Advanced and Intermediate Matriculation level in the same year. Candidates of the 1991 cohort and Narrowly Failed candidates from the previous two years are included as separate subgroups. This report gives an overview of the administration aspect of the examinations and then presents the registration and results data of the main session in May and the supplementary session in September. It also presents general statistics from the May and September sessions which have taken place between 1997 – 2009, to indicate the trends that have been developing since the Matriculation Certificate examinations were introduced in the Maltese Islands.

May 2009 Registrations

Matriculation Certificate

In total, 2,439 candidates registered for the examination of the May 2009 session: 989 males and 1,450 females. There were 2208 candidates from Malta (891 males and 1317 females) and 231 candidates from Gozo (98 males and 133 females).

In 2009, the largest number of registrations (74.2%) belonged to the 1991 cohort. These are the candidates who turned eighteen in 2009. In total, 33.8% of the infants born in 1991 (N= 5,302) registered for the Matriculation Certificate examinations in 2009. In particular, 25.3% of males (N=2,704) and 42.4% of females (N=2,598) born in 1991 registered for these examinations in this year.

In 2009, females outnumbered males in the registrations of the Matriculation Certificate examination. The relative proportions of males and females that made up the total registrations amounted to 40.5% males and 59.5% females.

At Advanced level, the most popular subjects were Pure Mathematics (609 candidates), Biology (594), Physics (478), and English (382). Subjects with a significantly higher proportion of females included the languages as well as Accounting, Biology, Chemistry, Home Economics, Marketing, Philosophy and Sociology. Males predominated in Advanced level Physics and Pure Mathematics.

At Intermediate level, the most popular subject was English (1468 candidates). This was followed by Philosophy (757), Physics (712), and Maltese (605). At this level, higher proportions of females than males were observed in Biology, Chemistry, Environmental Science, French, Home Economics, Maltese, Philosophy, Physics, Pure Mathematics and Sociology. Males only predominated in two subjects: Computing and Engineering Drawing/Graphical Communication.

In Malta, the largest numbers of registrations came from the Northern Harbour region.

Single Subjects

In 2009, candidates could register for single subjects at both Advanced and Intermediate Matriculation levels. There were 1,279 candidates who registered for Single Subjects at Advanced Matriculation and Intermediate level: 495 males and 784 females. There were 1186 candidates from Malta (464 males and 722 females) and 93 candidates from Gozo (31 males and 62 females).

The most popular Advanced level single subjects were English (186 candidates), Accounting (214 candidates) and Marketing (190 candidates). The most popular Intermediate level single subjects were English (91 candidates), Physics (47 candidates) and Pure Mathematics (36 candidates).

May 2009 Results

Matriculation Certificate

The results for all candidates show the distribution of grades overall and for males and females separately. In this session, at Advanced level, the only significant gender difference in performance was in Biology ($\chi^2 = 23.997$, $p < 0.001$) and it was in favour of females. At Intermediate level, there were significant gender differences in Information Technology ($\chi^2 = 13.079$, $p < 0.05$), Maltese ($\chi^2 = 20.008$, $p < 0.01$), Marketing ($\chi^2 = 32.143$, $p < 0.001$), Philosophy ($\chi^2 = 18.310$, $p < 0.01$), Physics ($\chi^2 = 13.128$, $p < 0.05$) and Sociology ($\chi^2 = 15.257$, $p < 0.05$).

The May 2009 results showed that 50.5% of the May 2009 candidates (47.5% of males and 52.5% of females) were awarded a pass in the Matriculation Certificate after the main examination session. Overall, 9.5% of the candidates obtained Grade A, 17.5% obtained Grade B and 23.5% obtained Grade C. This year, a larger proportion of males obtained Grade A (11.2% of males compared to 8.3% of females) and more females obtained Grade B (19.2% of females compared to 15.1% of males) and Grade C (25.0% of females compared to 21.2% of males).

The overall percentages of requests for revision of papers averaged 5.2% for subjects at Advanced level and 3.0% for subjects at Intermediate level. At Advanced level, 16 out of the 323 requests for a revision of papers had their grade revised. At Intermediate level, 14 out of the 307 requests resulted in a higher grade.

September 2009 Registrations

In total, 45.3% of the candidates (42.6% of males and 46.4% of females) who sat for the Matriculation Certificate in May 2009 applied for the supplementary session in September. As expected, the majority of the candidates who applied for the supplementary session were the ones who failed in May (76.8%). In addition, 20.5% of the September candidates had already obtained an overall Grade C in May, 2.4% had obtained a Grade B and three candidates had obtained an overall Grade A. There were 214 candidates who registered for single subjects at Advanced and Intermediate Matriculation level (82 males and 132 females) for the supplementary session.

September 2009 Results

Overall, there were 54.5% of the candidates (49.0% of males and 58.1% of females) who sat for the Supplementary session in September 2009 who managed to get a pass in the Matriculation Certificate. Overall, 0.8% of the candidates obtained Grade A, 8.7% obtained Grade B and 45.0% obtained Grade C. There were 13.4% of the candidates who were classified as Narrowly Failed.

The overall percentages of requests for revision of papers averaged 6.6% for subjects at Advanced level and 4.2% for subjects at Intermediate level. At Advanced level, only two out of the 58 requests for a Revision of Papers had the grade revised. At Intermediate level, only one of the 41 requests for a Revision of Papers had the grade revised.

Overall Results

In 2009, there were 64.7% of the candidates (1,577 out of 2,439) who obtained the Matriculation Certificate. There were 50.5% (1,231) who qualified in the May session and 14.2% (346) who qualified in the September session.

The analysis on the 1991 cohort shows that 71.9% of the candidates born in that year (1,283 out of 1,785) obtained the Matriculation Certificate in 2009. This means that 24.2 % of the infants born in 1991 (1,283 out of 5,302) obtained the obligatory entry requirements for University in 2009. There was a gender imbalance in this figure in favour of females: while 31.0% of females born in 1991 (806 out of 2,598) obtained the Matriculation Certificate in 2009, only 17.6 % of males born in the same year (477 out of 2,704) obtained the same qualification.

At Advanced level, when overall passes (Grades A to E) are considered, the range of pass rates in the different subjects varied from over 90% (Arabic French, Geography, Home Economics, Information Technology, and Spanish) to less than 40% (Applied Mathematics and Engineering Drawing).

At Intermediate level, when overall passes (Grades A to E) are considered, the range of pass rates in the different subjects also varied from over 90% (German, Home Economics and Human Ecology, Information Technology, Italian and Music) to 66.7% (Arabic).

MATSEC EXAMINATIONS BOARD

MATRICULATION CERTIFICATE 2009

SECTION 1.0: INTRODUCTION

1.1 Background

The Matriculation and Secondary Education Certificate (MATSEC) Board was set up in 1991. It is responsible for external examinations at two levels: (a) the Matriculation Certificate examinations which have replaced the GCE A-levels and (b) the Secondary Education Certificate (SEC) examinations which have replaced the General Certificate of Education Ordinary Level (GCE O-level) offered by English examination boards.

The Matriculation Certificate is based on the International Baccalaureate model that maintains that students develop into more mature individuals if their studies cover both the areas of the Humanities and the Sciences. In the Matriculation Certificate examination, subjects are divided into four groups and students must choose one subject from each of Groups 1, 2 and 3 and any other two subjects. This structure ensures that candidates choose subjects from both the Humanities and the Sciences areas. In addition, all students are obliged to sit for Systems of Knowledge, a pass in which is obligatory in order to be awarded the certificate. In this system of examinations, students study two subjects at Advanced level and another four at Intermediate level, including Systems of Knowledge. Although any of the subjects offered may be chosen, there are some restrictions laid out in the regulations (See Appendix A). The regulations permit candidates to sit for single subjects at Advanced Matriculation level only.

The Matriculation Certificate requirements are intended to provide an opportunity for all students finishing post-secondary school education to obtain external certification for the subjects studied at school. The Matriculation Certificate is the obligatory entry requirement into the University of Malta. However, certain Faculties have special course requirements in terms of the subjects needed for admission and the grades that are acceptable for further studies in particular areas. Students already in possession of the Matriculation Certificate have the opportunity to apply for specific subjects at Advanced and Intermediate levels to fulfil special course requirements.

The main session of the examinations is held in May while the supplementary session is held in September. The regulations of these examinations were first published in 1994, and candidates took the examinations for the first time in 1997. To be awarded the Matriculation Certificate, candidates must obtain a pass in at least one of the subjects offered in each of Groups 1, 2 and 3 and Systems of Knowledge in one session (which includes the supplementary session) and gain at least 44 grade points. Grade points are awarded as follows:

For subjects at Advanced Level:

Grade A = 30 grade points
Grade B = 24 grade points
Grade C = 18 grade points
Grade D = 12 grade points
Grade E = 6 grade points

For subjects at Intermediate Level:

Grade A = 10 grade points
Grade B = 8 grade points
Grade C = 6 grade points
Grade D = 4 grade points
Grade E = 2 grade points

The Certificate is awarded with an overall grade A, B, or C on the basis of the candidates' performance in the five subjects and in Systems of Knowledge.

Grade A is awarded to candidates who score between 80 and 100 grade points.

Grade B is awarded to candidates who score between 64 and 78 grade points.

Grade C is awarded to candidates who score between 44 and 62 grade points.

Candidates are allowed to resit a maximum of three subjects in the supplementary session as follows: one subject at Advanced level, one subject at Intermediate level and Systems of Knowledge.

Candidates who narrowly fail to obtain the overall Grade C in the supplementary session are awarded a Grade N. As from 2008, these candidates have the option to resit any one or more subject/s in order to improve their result. They may also opt to drop a subject and replace it by another subject at the same level.

Table 1.1 below shows the numbers of candidates who registered for the Matriculation Certificate examinations during the period 1997 – 2009.

Table 1.1: Registrations for Matriculation Certificate 1997-2009

Year	Males	Females	Total
1997	628	681	1309
1998	756	874	1630
1999	784	937	1721
2000	811	1051	1862
2001	842	1139	1981
2002	869	1149	2018
2003	878	1181	2059
2004	976	1257	2233
2005	1028	1427	2455
2006	1052	1498	2550
2007	1071	1461	2532
2008	995	1361	2356
2009	989	1450	2439

Table 1.2 shows the numbers of candidates who have registered for Single Subjects at Advanced Matriculation level during the period 1997– 2008 and at Advanced and Intermediate level in 2009.

Table 1.2: Registrations for Single Subjects 1997-2009

Year	Males	Females	Total
1997	713	760	1473
1998	558	635	1193
1999	610	800	1410
2000	556	671	1227
2001	643	874	1517
2002	586	739	1325
2003	522	733	1255
2004	478	700	1178
2005	471	658	1129
2006	435	649	1084
2007	369	663	1032
2008	411	699	1110
2009	495	784	1279

The present document reports on the Matriculation Certificate examinations which took place in 2009. It also presents data on the entries for single subjects at Advanced and Intermediate Matriculation levels in the same year. The report first gives an overview of the administration aspect of the examinations and then presents the registration and results data of the main session in May and the supplementary session in September. It also presents general statistics from the May and September sessions which have taken place between 1997 – 2009 to indicate the trends that have been developing since the Matriculation Certificate system of examinations was introduced in the Maltese Islands.

1.2 Administrative Information

The regulations of the Matriculation Certificate examinations 2009 are presented in Appendix A.

2009 May Session

The timetable for the May session was issued in mid-October 2008 (a copy is available in Appendix B). Registration for the examinations took place between 3rd – 14th November 2008 (See Appendix C for a copy of the registration forms). Late applications were received on 7th and 9th January 2009. All applications were received at the Examinations Department, Floriana and the Examinations Centre, Victoria, Gozo. They were processed by the Examinations Department, Floriana. There were 2439 candidates (989 males and 1450 females) who registered for the Matriculation Certificate examinations of May 2009. In addition, there were 1279 candidates (459 males and 784 females) who registered for single subjects at Advanced and Intermediate Matriculation level.

The written examinations took place between 28th April and 31st May 2009.

The following subjects were offered for examination:

Accounting,	Applied Mathematics,	Arabic,
Art,	Biology,	Chemistry,
Computing,	Economics,	Engineering Drawing**,
Engineering Drawing/Graphical Communication*,	French,	English,
Environmental Science*,	Graphical Communication**	Geography,
German,	Home Economics,	Greek,
History,	Maltese,	Information Technology,
Italian,	Philosophy,	Marketing,
Music,	Religious Knowledge,	Physics,
Pure Mathematics,	Spanish,	Russian,
Sociology,		Systems of Knowledge*.

* Offered at Intermediate Level only.

** Offered at Advanced Level only.

These subjects are grouped as follows:

Group 1:

Arabic, English, French, German, Greek, Italian, Maltese, Russian and Spanish.

Group 2:

Accounting, Economics, Geography, History, Marketing, Philosophy, Religious Knowledge and Sociology.

Group 3:

Applied Mathematics, Biology, Chemistry, Environmental Science, Physics, and Pure Mathematics.

Group 4:

Art, Computing, Engineering Drawing, Engineering Drawing/Graphical Communication, Graphical Communication, Home Economics, Information Technology, Music.

Systems of Knowledge.

The results of these examinations were published on 17th July 2009. In this session, there were 2391(98.0%) of the Matriculation Certificate candidates (2439) who applied to receive their results by sms. There were 94.3% of the Single Subject registrants (1218) who also applied for this service. Registration for the service of a Revision of Papers took place between 27th July and 30th July 2009 at the MATSEC Building, University of Malta. (See Appendix D for a copy of the form).

2009 September Session

The timetable for the September session was issued on the mid-October 2008 (see Appendix B).

Registration for the examinations took place between 27th July and 30th July 2009. All applications were received and processed by the MATSEC Support Unit, University of Malta. There were 1104 candidates who registered for the Matriculation Certificate examinations (431 males and 673 females) and 193 candidates who registered for single subjects at Advanced and Intermediate Matriculation level (75 males and 118 females) for the supplementary session.

The examinations were held between 1st and 7th September 2009.

All the subjects offered for examination in the May session were offered in the September session.

The results of these examinations were published on 24th September 2009. In this session, 98.0% of the Matriculation Certificate candidates (1086) registered to receive their result by sms. A further 205 of the Single Subject candidates also registered for this service.

Registration for the service of a Revision of Papers took place on 8th October 2009 at the MATSEC Support Unit, University of Malta.

1.3 Requests for Special Arrangements

Requests for Special Arrangements during MATSEC examinations were received during the period of registration. Candidates needed to fill in a special form (see Appendix E for a copy of the form). This year, there were 34 applications for special arrangements that were considered by the Access Disability Support Committee of the University of Malta.

1.4 The Examination Centres

In Malta, the administration of the examinations in the different centres was the responsibility of the Examinations Department, Floriana.

In Gozo, the administration of the examinations in the different centres was the responsibility of the Examinations Centre, Victoria.

In 2009 the following examination centres were used in Malta:

May 2009

<u>Name of Centre</u>	<u>Capacity</u>
Giovanni Curmi Higher Secondary School, Naxxar	540
St Aloysius College, Birkirkara	638

The services of 4 supervisors and 55 invigilators were used.

September 2009

<u>Name of Centre</u>	<u>Capacity</u>
St Aloysius College, Birkirkara	638

The services of 2 supervisors and 22 invigilators were used.

In Gozo, the following two examination centres were used in 2009 for the May and September sessions:

<u>Name of Centre</u>	<u>Capacity</u>
Examinations Centre, Victoria	150
Sir M.A. Refalo Post-Secondary School, Victoria	400

In May 2009, the services of 4 supervisors and 74 invigilators were used whereas in September 2009, the services of 2 supervisors and 22 invigilators were used.

1.5 Oral Examinations

Tables 1.3 and 1.4 show the dates of the oral examinations at Advanced and Intermediate levels.

**Table 1.3: Oral Examinations –
Advanced Level**

Subject	Dates
Arabic	29 th April
French	7 th April
German	17 th April
Italian	4 th , 6 th April
Russian	17 th April
Spanish	17 th April

**Table 1.4: Oral Examinations –
Intermediate Level**

Subject	Dates
Arabic	20 th April
English	22 nd , 23 rd , 24 th , 25 th April
French	21 st April
German	20 th April
Italian	16 th , 18 th April
Maltese	1 st , 2 nd , 3 rd April
Spanish	20 th April

In Malta, the oral examinations were held at St Aloysius College, B’Kara. In Gozo, the examinations were held at the Examinations Centre, Victoria.

Teachers were recruited for the oral examinations on the basis of the recommendation of the Chairperson of the respective subjects.

Tables 1.5 and 1.6 show the numbers of examiners involved in the different subjects at the two levels.

Table 1.5: Examiners used for Orals of Advanced Level Examinations

Subject	Malta	Gozo	Total
Arabic	1	-	1
French	8	1	9
German	2	1	3
Italian	9	1	10
Russian	1	-	1
Spanish	3	1	4
Total	24	4	28

Table 1.6: Examiners used for Orals of Intermediate Level Examinations

Subject	Malta	Gozo	Total
Arabic	1	1	2
English	16	4	20
French	8	1	9
German	2	1	3
Italian	6	1	7
Maltese	11	4	15
Spanish	1	1	2
Total	45	13	58

1.6 Coursework

There were five subjects at Advanced Level with a coursework component in May 2009. These were: Art, Computing, Geography, Home Economics and Information Technology. The coursework of the private candidates was to be submitted to the Examinations Department, Floriana and the Examinations Centre, Victoria, Gozo by 6th March 2009.

There were four subjects at Intermediate Level with a coursework component in May 2009. These were: Art, Computing, Information Technology and Systems of Knowledge. The coursework of the private candidates was to be submitted to the Examinations Department, Floriana and the Examinations Centre, Victoria, Gozo by 27th February 2009.

It is important to note that some candidates were called for an interview in relation to the work presented for the coursework component of the subjects under consideration.

1.7 Practical Examinations

Practical examinations at Advanced Level were held in the following subjects: Art, Biology, Chemistry, Music and Physics. Table 1.7 shows the dates of these examinations:

**Table 1.7: Practical Examinations –
Advanced Level**

Subject	Dates
Art	30 th May
Biology	29 th , May, 2 nd , 8 th and 9 th June
Chemistry	4 th , 10 th , 17 th June
Music	28 th , 29 th 30 th April
Physics	1 st , 3 rd , 5 th June

In Malta, the practical examinations for Biology, Chemistry and Physics were held at the University laboratories. In Gozo, they were held at the laboratories of Sir M.A. Refalo Post-Secondary School, Victoria.

In May 2009, the Music practical examination was held at the Music Studies Room, Mediterranean Institute, University of Malta and at the Ministry for Gozo, Victoria, Gozo.

1.8 Revision of Papers

Candidates who are not satisfied with the grade awarded to them in any subject may register for the service of a Revision of Papers. Information about the registration period for this service is posted to the candidates with their result slip. For each subject, an additional examiner is appointed to review the papers of the candidates who ask for a Revision of Papers. A brief report on the performance of the candidate is written in each case. This is forwarded to the candidate. A fee of €34.94 per subject is paid on registration. This fee is refundable in cases where the Board of Examiners recommends a change in the original grade, which can only be an upgrade. In the May 2009 session, there were 323 requests for Revision of Papers at Advanced Level and 307 at Intermediate Level. In the September 2009 session, there were 58 requests for Revision of Papers at Advanced Level and 35 at Intermediate Level.

1.9 Examiners' Reports

For each subject, the Chairperson is required to write an Examiners' Report on the performance of the candidates in the examination. The information for this report is compiled from notes and comments made by the subject markers involved in the process. This report provides statistical data on the grades awarded and gives detailed feedback on the performance of the candidates. These reports, complemented with copies of the respective examination papers, were published after October 2009. They were circulated to all post-secondary schools and to the University Library as well as the Public Libraries in Malta and Gozo.

These reports are available on the MATSEC website <http://www.um.edu.mt/matsec>

SECTION 2.0: MAY 2009 REGISTRATIONS

Table 2.1 presents the numbers of candidates who registered in May 2009 for the Matriculation Certificate by year of birth and gender.

**Table 2.1: Matriculation Certificate Registrations in 2009
by Year of Birth and Gender**

Year	Males	Females	Total
Pre-1988	7	5	12
1988	14	13	27
1989	49	44	93
1990	234	283	517
1991	684	1101	1785
1992	1	4	5
Total	989	1450	2439

In total, there were 2,439 candidates in May 2009: 989 males and 1,450 females. There were 2208 candidates from Malta (891 males and 1317 females) and 231 candidates from Gozo (98 males and 133 females).

The largest number of registrations (73.2%) belonged to the 1991 cohort. This is the cohort that turned eighteen in 2009. There were 5,302 infants born in 1991 (2,704 males and 2,598 females) in the Maltese Islands. This means that 33.7% of the infants born in 1991 (25.3% of males and 42.4% of females) registered for the Matriculation Certificate examinations in 2009.

Table 2.2 presents the numbers of candidates who registered in May 2009 for single subjects at Advanced and Intermediate Matriculation level by year of birth and gender.

**Table 2.2: Single Subjects Registrations in 2009
by Year of Birth and Gender**

Year	Males	Females	Total
Pre-1988	184	301	485
1988	44	56	100
1989	66	116	182
1990	117	152	269
1991	55	100	155
1992	29	59	88
1993	-	-	-
Total	495	784	1279

Table 2.2 shows that there were 1,279 candidates who registered for single subjects at Advanced and Intermediate Matriculation level in 2009, 495 males and 784 females. There were 1186 candidates from Malta (464 males and 722 females) and 93 candidates from Gozo (31 males and 62 females).

The largest category of registrations for single subjects belonged to the pre-1988 cohort (37.9%). These candidates were over 21 years old when they applied for these examinations. The second largest categories of registrations came from the 19-year-olds (21.0%).

Tables 2.1 and 2.2 show that females outnumbered males both in the Matriculation Certificate and in the Single Subjects Advanced Matriculation examinations. In both cases, the relative proportions of males and females that made up the total registrations were higher for females, 59.5% females versus 40.5% males for the Matriculation Certificate, and 61.3% females versus 38.7% males for the Single Subjects.

Table 2.3 below provides information on the numbers of candidates, males and females, who applied for the Matriculation Certificate examinations at Advanced and Intermediate levels in the different subjects.

Table 2.3: May 2009 Matriculation Certificate Registrations by Subject and Gender

Subjects	Advanced Level			Intermediate Level		
	Males	Females	Total	Males	Females	Total
Accounting	136	190	326	66	77	143
Applied Mathematics	5	3	8	50	41	91
Arabic	-	-	-	1	1	2
Art	18	41	59	14	28	42
Biology	193	401	594	43	171	214
Chemistry	156	252	408	12	40	52
Computing	96	86	182	112	46	158
Economics	70	83	153	38	43	81
Engineering Drawing	2	0	2	-	-	-
Engineering & Graphical Communication	-	-	-	65	30	95
English	97	285	382	640	828	1468
Environmental Science	-	-	-	152	346	498
French	26	71	97	38	70	108
Geography	30	31	61	60	53	113
German	3	11	14	11	19	30
Graphical Communication	9	1	10	-	-	-
History	49	40	89	30	35	65
Home Economics & Human Ecol.	8	98	106	5	35	40
Information Technology	35	41	76	151	144	295
Italian	70	145	215	85	95	180
Maltese	74	255	329	211	394	605
Marketing	73	119	192	116	145	261
Music	4	7	11	2	4	6
Philosophy	49	82	131	292	465	757
Physics	303	175	478	295	417	712
Pure Mathematics	384	225	609	180	299	479
Religious Knowledge	36	51	87	181	202	383
Sociology	51	188	239	117	313	430
Spanish	1	19	20	0	9	9
Systems of Knowledge	-	-	-	989	1450	2439

Figures 1-4 and 5-8 that follow, present the numbers of male and female registrations per subject at Advanced and Intermediate levels. Please note that in these figures, AM refers to Advanced level subjects and IM refers to Intermediate level subjects.

Figure 1: AM Registration by Gender: Group 1

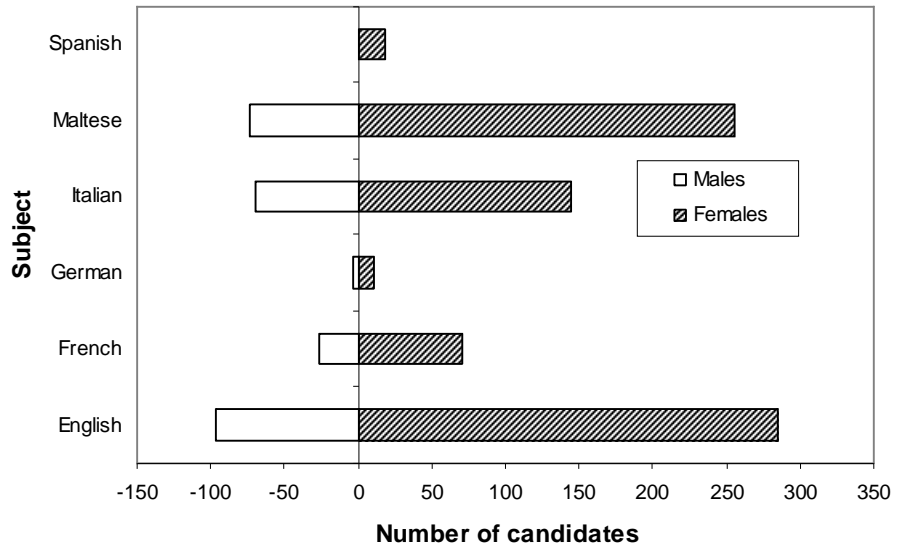
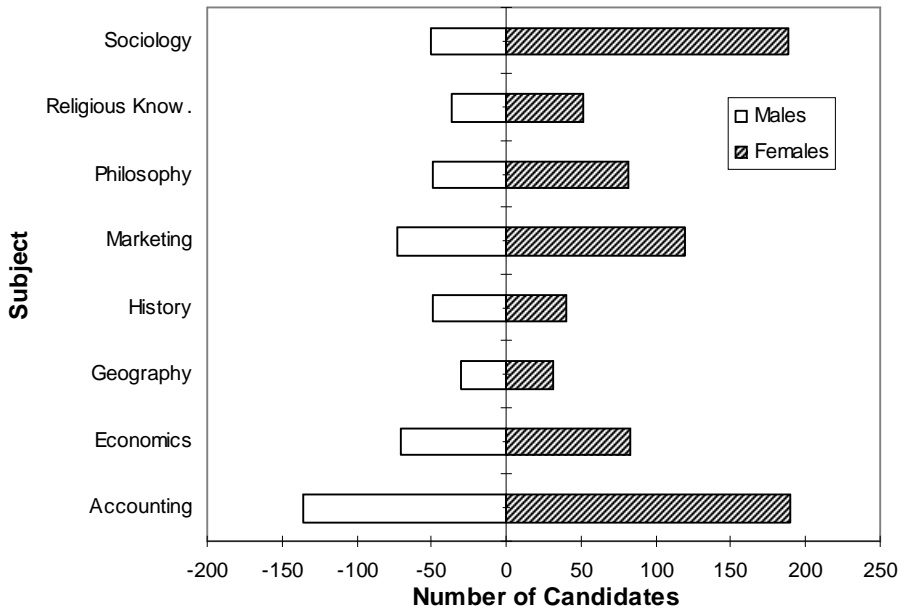
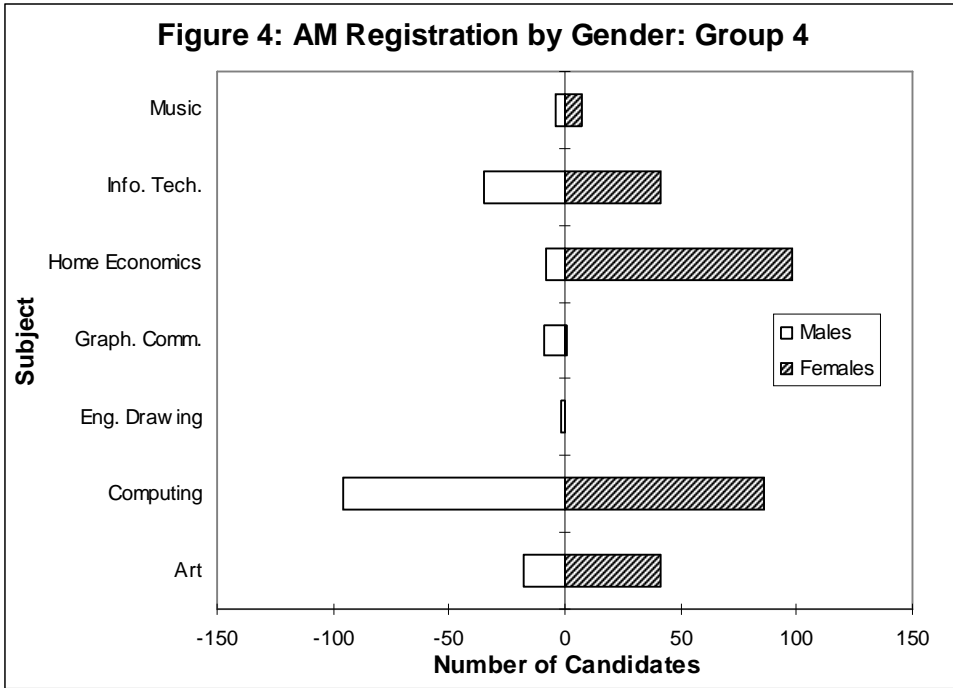
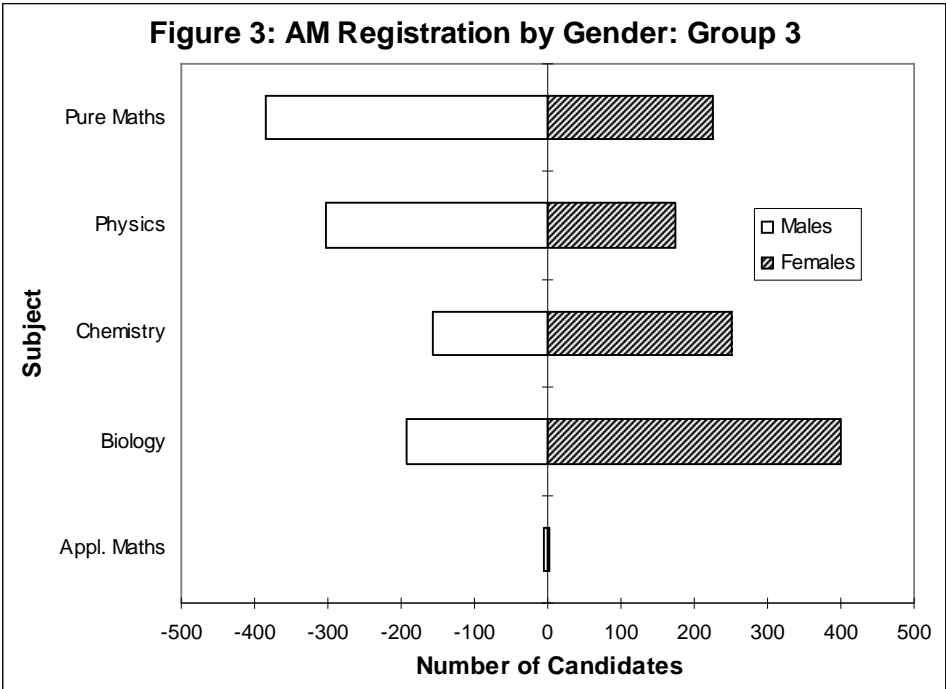


Figure 2: AM Registration by Gender: Group 2





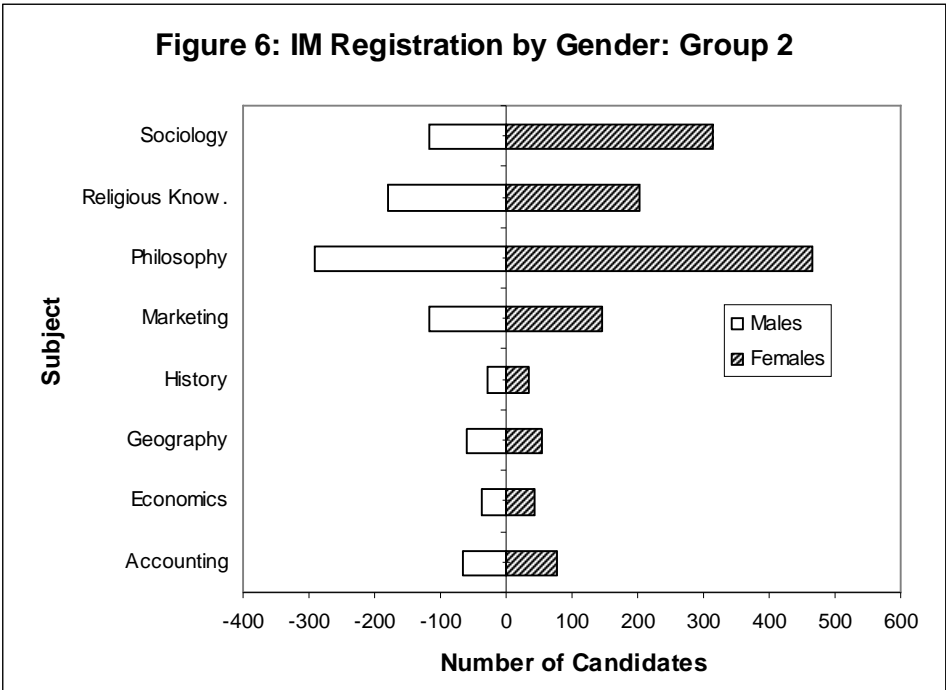
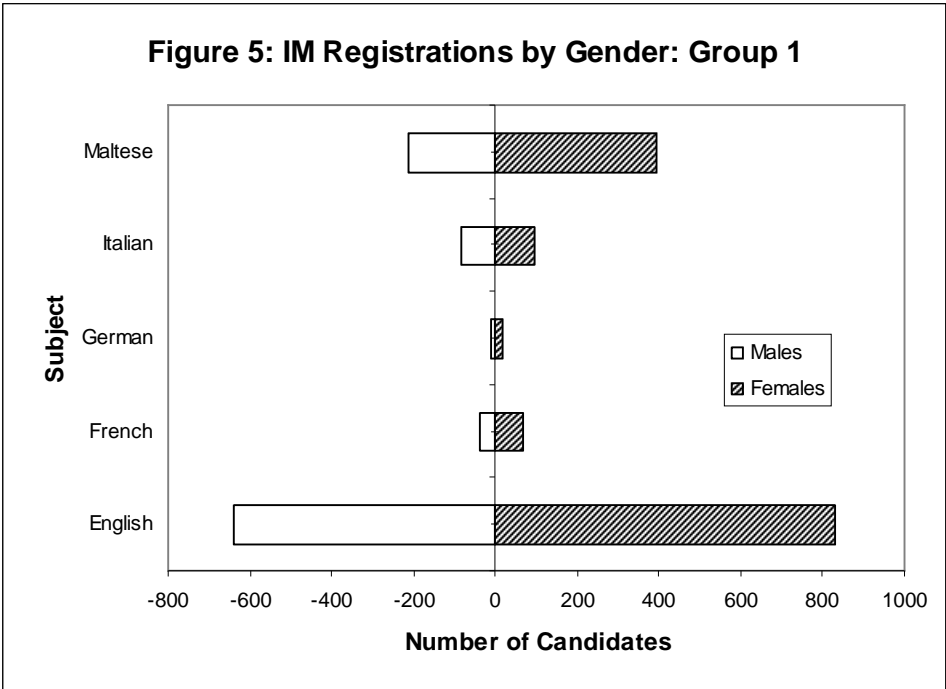


Figure 7: IM Registration by Gender: Group 3

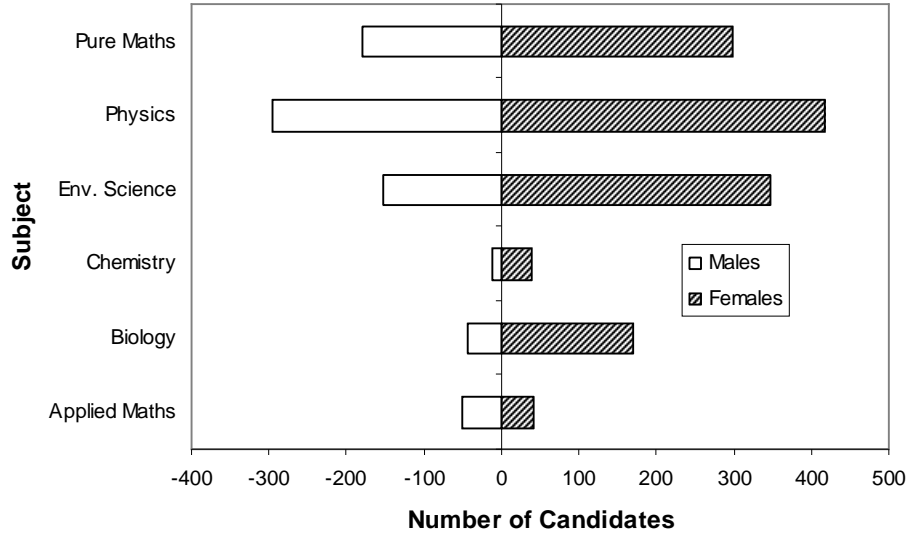
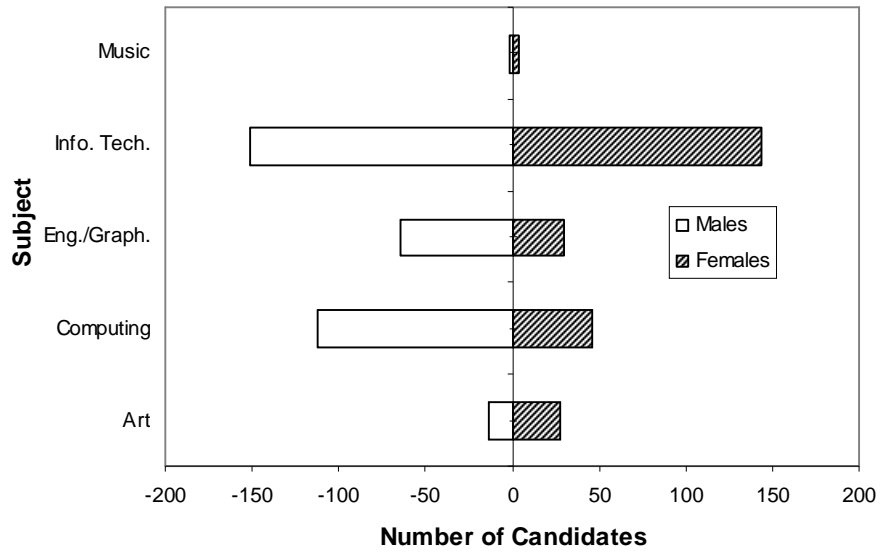


Figure 8: IM Registration by Gender: Group 4



In the Matriculation Certificate, the most popular subjects at Advanced level were Pure Mathematics (609 candidates), Biology (594), Physics (478), and English (382). At Intermediate level, the most popular subject was English (1468 candidates). This was followed by Philosophy (757), Physics (712) and Maltese (605).

At Advanced level, subjects with a significantly higher proportion of females included the languages, Accounting, Biology, Chemistry, Home Economics, Marketing, Philosophy and Sociology. Males predominated in Advanced level Graphical Communication, Physics and Pure Mathematics.

At Intermediate level, a higher proportion of females than males was observed in Art, Biology, Chemistry, Environmental Science, French, Home Economics, Maltese, Philosophy, Physics, Pure Mathematics and Sociology. It is interesting to note that more males than females tended to study Physics and Pure Mathematics at Advanced level, while more females than males tended to study these subjects at Intermediate level. Males only predominated in two subjects at Intermediate level: Computing and Engineering Drawing/Graphical Communication.

In 2009, there were 7 candidates (4 males and 3 females) who were classified as Narrowly Failed (N) in 2007 and applied for the sit for one subject in May 2009. Furthermore, there were 104 candidates (41 males and 63 females) who were classified as Narrowly Failed in 2008 and applied to sit for one subject in May 2009. As explained in Section 1.1, these candidates had the option to re-sit any one or more subject/s or opt to drop a subject from their original choice and replace it by another at the same level. These candidates are followed through as a subgroup of the Matriculation Certificate examination in the different sections of this report.

Table 2.4 below provides information on the numbers of candidates, males and females, who applied for single subjects at Advanced Matriculation level in the different subjects. The registration numbers show that in 2009, the most popular Advanced Level single subjects were English (186 candidates), and two commercial subjects: Marketing (190 candidates) and Accounting (214 candidates).

This year candidates could sit for any Intermediate Level subject as a single object. Table 2.5 provides information on numbers of candidates, males and females who applied for single subjects at Intermediate Matriculation level. The registration numbers show that in 2009, the most popular subjects were English (91 candidates), Physics (47 candidates) and Pure Mathematics (36 candidates).

This year there were 35 candidates who made requests for special arrangements at this level. Table 2.6 shows the presenting conditions of these candidates. It is important to point out that applications by candidates with disability were processed by the Access Disability Support Committee of the University of Malta. This committee decides on appropriate arrangements to enable these candidates to take the examinations. In general, special arrangements included extra time, rest periods, large print, provision of amanuenses as well as special instructions to examiners of oral components, invigilators and markers.

Table 2.4: May 2009 - Advanced Single Subjects Registrations by Subject and Gender

Subjects	Advanced Level		
	Males	Females	Total
Accounting	66	148	214
Applied Mathematics	2	0	2
Arabic	1	2	3
Art	14	29	43
Biology	29	39	68
Chemistry	35	36	71
Computing	28	13	41
Economics	16	19	35
Engineering Drawing	4	2	6
English	56	130	186
French	2	9	11
Geography	2	5	7
German	1	9	10
Graphical Communication	15	3	18
Greek	1	0	1
History	14	11	25
Home Economics & Human Ecology	4	17	21
Information Technology	9	5	14
Italian	23	50	73
Latin	1	0	1
Maltese	32	65	97
Marketing	76	114	190
Music	3	1	4
Philosophy	20	18	38
Physics	42	18	60
Pure Mathematics	60	26	86
Religious Knowledge	28	38	66
Russian	3	4	7
Sociology	19	48	67
Spanish	2	20	22

Table 2.5: May 2009 - Intermediate Single Subjects Registrations by Subject and Gender

Subjects	Intermediate		
	Males	Females	Total
Accounting	2	2	4
Applied Mathematics	2	1	3
Arabic	0	1	1
Art	1	1	2
Biology	3	7	10
Chemistry	2	3	5
Computing	1	1	2
Economics	0	1	1
Engineering Drawing & Graphical Comm.	4	0	4
English	34	57	91
Environmental Science	3	6	9
French	1	2	3
Geography	2	0	2
German	2	0	2
Home Economics & Human Ecology	0	2	2
Information Technology	1	0	1
Italian	3	9	12
Maltese	15	22	37
Marketing	4	7	11
Philosophy	8	15	23
Physics	25	22	47
Pure Mathematics	13	23	36
Religious Knowledge	8	12	20
Sociology	2	7	9
Systems of Knowledge	1	3	4

Table 2.6: May 2009 - Registration of Requests for Access Arrangements by Presenting Condition

Condition	Candidates
ADD/ADHD	4
Autism/Asperger's	2
Colour blindness	1
Hearing impairment	4
Handwriting difficulties	4
Emotional/behavioural difficulties/anxiety	2
Learning difficulties	9
Medical condition	1
Mobility problems	1
Physical impairment	4
SPLD/Dyslexia	9
Pregnant	3
OCD	1
Epileptic Fits	1
Diabetes	2
ME	1
Visual Impairment	1
Dyspraxia	2
Cerebral Palsy	1

Table 2.7 below shows that candidates who made requests for special arrangements registered for a variety of subjects at Advanced and Intermediate levels.

**Table 2.7: May - 2009 Registrations of Requests
for Access Arrangements by Subject**

Subject	Advanced	Intermediate
Accounting	3	1
Art	3	2
Biology	5	2
Chemistry	9	1
Computing	2	-
Economics	1	1
Engineering Drawing & Graphical Comm.	-	2
English	2	23
Environmental Science	-	7
French	1	-
Geography	1	1
Graphical Communication	2	-
History	5	-
Home Economics & Human Ecology	1	-
Information Technology	-	4
Italian	1	-
Maltese	7	8
Marketing	6	4
Philosophy	3	8
Physics	6	-
Pure Mathematics	5	9
Religious Knowledge	6	3
Sociology	4	4
Systems of Knowledge	-	30
Total	71	110

Tables 2.8 and 2.9 below show the number of candidates who registered for the Matriculation Certificate examinations from the different localities in Malta and Gozo.

Table 2.8: May 2009 - Registrations of Matriculation Certificate Candidates by Region and Locality in Malta (Part 1 of 2)

Locality - Malta	Males	Females	Total
Southern Harbour	121	199	320
Birgu	2	2	4
Bormla	5	9	14
Fgura	20	45	65
Floriana	1	9	10
Isla	3	5	8
Kalkara	12	5	17
Luqa	12	14	26
Marsa	3	6	9
Paola	5	14	19
Santa Luċija	4	8	12
Tarxien	13	28	41
Valetta	2	7	9
Xghajra	2	5	7
Zabbar	37	42	79
Northern Harbour	269	395	664
Birkirkara	46	55	101
Fleur-de-Lys	4	0	4
G'Mangia	3	4	7
Gzira	12	15	27
Hamrun	7	13	20
Ibraġġ	8	14	22
Kappara	3	14	17
Msida	15	18	33
Pembroke	18	21	39
Pieta'	2	4	6
Qormi	34	57	91
San Ġiljan	15	24	39
San Ġwann	25	55	80
Santa Venera	11	19	30
Sliema	38	41	79
St Andrews	3	0	3
Swatar	2	4	6
Swieqi	20	26	46
Ta' Xbiex	3	9	12
Blata l-Bajda	0	2	2

Table 2.8: May 2009 - Registrations of Matriculation Certificate Candidates by Region and Locality in Malta (Part 2 of 2)

South Eastern	143	231	374
Birżebbuġa	21	28	49
Għaxaq	15	13	28
Gudja	6	21	27
Kirkop	7	8	15
Marsascula	26	40	66
Marsaxlokk	8	19	27
Mqabba	8	7	15
Qrendi	7	15	22
Safi	5	8	13
Żejtun	13	33	46
Żurrieq	27	39	66
Western	169	230	399
Attard	41	51	92
Bahrija	1	6	7
Balzan	18	20	38
Dingli	8	10	18
Iklin	19	17	36
Lija	11	9	20
Mdina	1	2	3
Mtarfa	2	7	9
Rabat	24	42	66
Siggiewi	25	32	57
Żebbuġ	19	34	53
Northern	189	262	451
Baħar iċ-Ċagħaq	4	5	9
Buġibba	6	10	16
Għargħur	7	8	15
Madliena	4	13	17
Manikata	0	3	3
Mellieħa	16	31	47
Mġarr	11	12	23
Mosta	51	89	140
Naxxar	56	53	109
Qawra	8	10	18
San Pawl il-Baħar	18	15	33
San Pawl tat-Tarġa	4	11	15
Xemxija	4	2	6
Total	891	1317	2208

Table 2.9: May 2009 - Registrations of Matriculation Certificate Candidates by Locality in Gozo

Locality - Gozo	Males	Females	Total
Fontana	2	2	4
Għajnsielem	6	8	14
Għarb	4	6	10
Għasri	1	2	3
Kerċem	5	7	12
Munxar	2	5	7
Nadur	9	18	27
Qala	10	7	17
San Lawrenz	5	1	6
Sannat	4	10	14
Santa Luċija	0	1	1
Victoria	25	26	51
Xagħra	10	22	32
Xewkija	10	16	26
Xlendi	2	0	2
Żebbuġ	3	2	5
Total	98	133	231

The data are grouped by locality as well as by region. In Malta, the largest number of registrations for the Matriculation Certificate came from the Northern Harbour region.

Table 2.10 below shows the numbers of candidates who registered for a Revision of Papers after the May 2009 results were issued.

Table 2.10: May 2009 - Registrations for Revision of Papers*

Subject	Advanced			Intermediate		
	Reg.	Requests	%	Reg.	Requests	%
Accounting	430	22	5.1	149	1	0.7
Applied Mathematics	10	3	30.0	94	5	5.3
Art	102	16	15.7	44	3	6.8
Biology	678	29	4.3	229	9	3.9
Chemistry	488	74	15.2	-	-	-
Computing	226	11	4.9	-	-	-
Economics	189	5	2.6	83	4	4.8
Engineering Drawing & Graphical Communication	-	-	-	99	4	4.0
English	575	31	5.4	1579	74	4.7
Environmental Science	-	-	-	520	11	2.1
French	108	5	4.6	-	-	-
Geography	-	-	-	116	1	0.9
German	24	2	8.3	32	1	3.1
History	115	4	3.5	65	1	1.5
Home Economics & Human Ecology	127	2	1.6	-	-	-
Information Technology	90	3	3.3	299	3	1.0
Italian	289	14	4.8	199	5	2.5
Maltese	430	12	2.8	650	16	2.5
Marketing	384	4	1.0	279	7	2.5
Philosophy	169	5	3.0	792	31	3.9
Physics	549	30	5.5	766	17	2.2
Pure Mathematics	704	34	4.8	524	12	2.3
Religious Knowledge	153	7	4.6	410	20	4.9
Sociology	312	9	2.9	446	17	3.8
Spanish	42	1	2.4	-	-	-
Systems of Knowledge	-	-	-	2452	65	2.7
Total	6185	323	5.2	10204	307	3.0

*The number of registrations and requests for revision of papers from all candidates are included.

Table 2.10 shows that the overall percentage of requests for a Revision of Papers was higher for subjects at Advanced level compared to the Intermediate level (5.2% and 3.0% respectively). Data relating to the outcome of these requests are presented in the following section.

SECTION 3.0: MAY 2009 RESULTS

The following tables present the May 2009 results.

Tables 3.1 and 3.2 present the Advanced and Intermediate level results by gender obtained in the different subjects for all candidates. Tables 3.3 and 3.4 present the Advanced and Intermediate level results by gender obtained in the different subjects studied as part of the Matriculation Certificate. Table 3.5 presents the results of the Single Subjects studied at Advanced level. Tables 3.6 and 3.7 present the Advanced and Intermediate results by gender of the candidates applying for special course requirements.

Tables 3.1 and 3.2 show the Advanced and Intermediate level results of all candidates. These tables show the distribution of grades in all of the subjects and for males and females separately. In this session, at Advanced level, the only significant gender difference in performance was in Biology ($\chi^2 = 23.997$, $p < 0.001$) and it was favour of females. At Intermediate level, there were significant gender differences in favour of females in Information Technology ($\chi^2 = 13.079$, $p < 0.05$), Maltese ($\chi^2 = 20.008$, $p < 0.01$), Marketing ($\chi^2 = 32.143$, $p < 0.001$), Philosophy ($\chi^2 = 18.310$, $p < 0.01$) Physics ($\chi^2 = 13.128$, $p < 0.05$) and in Sociology ($\chi^2 = 15.257$, $p < 0.05$).

The overall results are followed by the Advanced and Intermediate level results of the candidates sitting for the Matriculation Certification in May 2009 which are presented in Tables 3.3 and 3.4. These tables show the distribution of grades in all of the subjects overall and for males and females separately. Table 3.5 then focuses on the results of the Advanced level results of those candidates who applied for single subjects. This table shows the distribution of grades in all of the subjects overall and for males and females separately. In Tables 3.6 and 3.7 the results of the candidates requesting special course requirements after having obtained the Matriculation Certificate. Comparatively speaking the numbers in these tables are small, however once again, the overall distribution of grades in all of the subjects is given followed by the results for males and females separately.

**Table 3.1: May 2009 - Advanced Level Results by Subject and Gender:
All Candidates (Part 1 of 2)**

Subjects	A	B	C	D	E	F	Abs	Total
Accounting	22	71	157	64	66	129	32	541
Females	10	42	103	37	41	84	21	338
Males	12	29	54	27	25	45	11	203
Applied Mathematics	0	0	0	0	3	5	2	10
Females	0	0	0	0	2	1	0	3
Males	0	0	0	0	1	4	2	7
Art	3	14	23	18	13	25	6	102
Females	2	9	16	12	5	21	5	70
Males	1	5	7	6	8	4	1	32
Arabic	0	0	2	0	1	0	0	3
Females	0	0	1	0	1	0	0	2
Males	0	0	1	0	0	0	0	1
Biology	95	152	154	110	86	61	20	678
Females	47	95	119	72	58	46	12	449
Males	48	57	35	38	28	15	8	229
Chemistry	62	54	130	53	50	122	17	488
Females	33	26	81	40	33	71	8	292
Males	29	28	49	13	17	51	9	196
Computing	20	37	69	37	23	34	6	226
Females	10	20	31	19	7	12	1	100
Males	10	17	38	18	16	22	5	126
Economics	12	32	66	30	22	12	15	189
Females	6	17	37	19	11	5	7	102
Males	6	15	29	11	11	7	8	87
Engineering Drawing	1	0	0	2	0	5	0	8
Females	0	0	0	0	0	2	0	2
Males	1	0	0	2	0	3	0	6
English	19	44	201	162	48	50	51	575
Females	12	34	147	124	36	36	31	420
Males	7	10	54	38	12	14	20	155
French	9	15	37	22	17	6	2	108
Females	8	13	28	13	12	4	2	80
Males	1	2	9	9	5	2	0	28
Geography	6	11	25	18	5	4	0	69
Females	2	6	15	7	3	4	0	37
Males	4	5	10	11	2	0	0	32
German	6	3	2	4	6	3	0	24
Females	4	3	1	4	6	2	0	20
Males	2	0	1	0	0	1	0	4
Graphical Communication	1	6	9	2	2	8	0	28
Females	0	0	3	0	1	0	0	4
Males	1	6	6	2	1	8	0	24
Greek	0	0	0	0	0	0	1	1
Females	0	0	0	0	0	0	0	0
Males	0	0	0	0	0	0	1	1

**Table 3.1: May 2009 - Advanced Level Results by Subject and Gender:
All Candidates (Part 2 of 2)**

Subjects	A	B	C	D	E	F	Abs	Total
History	6	29	35	14	12	7	12	115
Females	1	12	14	7	6	4	8	52
Males	5	17	21	7	6	3	4	63
Home Economics & Human Ecology	10	24	49	21	12	9	2	127
Females	9	23	44	21	9	7	2	115
Males	1	1	5	0	3	2	0	12
Information Technology	8	22	25	15	11	6	3	90
Females	6	9	17	6	5	2	1	46
Males	2	13	8	9	6	4	2	44
Italian	24	38	84	43	29	56	15	289
Females	19	23	59	31	17	35	11	195
Males	5	15	25	12	12	21	4	94
Latin	0	0	0	0	0	0	1	1
Females	0	0	0	0	0	0	0	0
Males	0	0	0	0	0	0	1	1
Maltese	24	87	176	47	53	22	21	430
Females	16	70	133	35	43	14	12	323
Males	8	17	43	12	10	8	9	107
Marketing	21	68	133	43	39	32	48	384
Females	18	45	84	20	24	19	25	235
Males	3	23	49	23	15	13	23	149
Music	2	2	5	2	3	1	1	16
Females	0	1	3	2	1	1	0	8
Males	2	1	2	0	2	0	1	8
Philosophy	5	34	47	17	12	39	15	169
Females	5	17	25	12	10	25	6	100
Males	0	17	22	5	2	14	9	69
Physics	28	74	140	121	67	93	26	549
Females	6	34	48	41	27	35	8	199
Males	22	40	92	80	40	58	18	350
Pure Maths	45	116	167	61	66	199	50	704
Females	16	49	68	18	27	63	13	254
Males	29	67	99	43	39	136	37	450
Religious Knowledge	14	24	46	20	18	16	15	153
Females	6	14	30	12	13	6	8	89
Males	8	10	16	8	5	10	7	64
Russian	2	1	2	0	0	1	1	7
Females	2	1	0	0	0	1	0	4
Males	0	0	2	0	0	0	1	3
Sociology	14	34	81	99	26	33	25	312
Females	12	27	62	82	19	21	17	240
Males	2	7	19	17	7	12	8	72
Spanish	5	15	14	4	0	0	4	42
Females	3	14	14	4	0	0	4	39
Males	2	1	0	0	0	0	0	3

**Table 3.2: May 2009 - Intermediate Level Results by Subject and Gender:
All Candidates (Part 1 of 2)**

Subjects	A	B	C	D	E	F	Abs	Total
Accounting	15	28	31	31	25	15	4	149
Females	12	16	18	14	10	9	1	80
Males	3	12	13	17	15	6	3	69
Applied Mathematics	9	12	16	11	14	29	3	94
Females	3	8	6	4	9	11	1	42
Males	6	4	10	7	5	18	2	52
Arabic	0	0	0	1	2	0	0	3
Females	0	0	0	1	1	0	0	2
Males	0	0	0	0	1	0	0	1
Art	2	6	13	7	6	9	1	44
Females	1	4	9	4	5	5	1	29
Males	1	2	4	3	1	4	0	15
Biology	14	49	44	25	43	45	9	229
Females	10	40	33	20	40	34	5	182
Males	4	9	11	5	3	11	4	47
Chemistry	7	1	14	7	8	15	5	57
Females	5	0	11	6	5	12	4	43
Males	2	1	3	1	3	3	1	14
Computing	9	26	54	28	19	24	0	160
Females	2	9	16	6	5	9	0	47
Males	7	17	38	22	14	15	0	113
Economics	3	12	24	19	12	10	3	83
Females	2	7	15	8	3	8	1	44
Males	1	5	9	11	9	2	2	39
Engineering Drawing & Graphical Comm.	1	13	16	12	17	36	4	99
Females	0	3	4	3	6	12	2	30
Males	1	10	12	9	11	24	2	69
English	132	198	384	338	206	296	25	1579
Females	82	99	215	200	113	176	11	896
Males	50	99	169	138	93	120	14	683
Environmental Science	26	41	161	69	120	90	13	520
Females	16	28	103	50	86	67	10	360
Males	10	13	58	19	34	23	3	160
French	7	17	19	34	20	12	3	112
Females	4	10	15	21	14	7	2	73
Males	3	7	4	13	6	5	1	39
Geography	9	19	31	23	16	12	6	116
Females	3	11	19	9	4	5	3	54
Males	6	8	12	14	12	7	3	62
German	3	11	8	2	5	3	0	32
Females	2	7	4	2	2	2	0	19
Males	1	4	4	0	3	1	0	13
History	4	13	17	12	8	11	0	65
Females	2	6	7	7	5	8	0	35
Males	2	7	10	5	3	3	0	30
Home Economics & Human Ecology	5	8	13	8	6	1	1	42
Females	5	8	13	5	4	1	1	37
Males	0	0	0	3	2	0	0	5

**Table 3.2: May 2009 - Intermediate Level Results by Subject and Gender:
All Candidates (Part 2 of 2)**

Subjects	A	B	C	D	E	F	Abs	Total
Information Technology	42	69	96	41	29	18	4	299
Females	17	43	42	22	14	6	0	144
Males	25	26	54	19	15	12	4	155
Italian	15	31	73	28	24	23	5	199
Females	10	18	37	11	13	15	4	108
Males	5	13	36	17	11	8	1	91
Maltese	27	65	219	172	76	79	12	650
Females	23	51	146	108	46	41	5	420
Males	4	14	73	64	30	38	7	230
Marketing	28	54	81	42	36	30	8	279
Females	25	32	47	27	10	10	5	156
Males	3	22	34	15	26	20	3	123
Music	2	2	2	0	0	0	0	6
Females	1	1	2	0	0	0	0	4
Males	1	1	0	0	0	0	0	2
Philosophy	72	102	228	104	94	167	25	792
Females	38	62	158	64	66	86	15	489
Males	34	40	70	40	28	81	10	303
Physics	57	102	257	108	58	166	18	766
Females	27	53	156	67	40	94	6	443
Males	30	49	101	41	18	72	12	323
Pure Mathematics	14	37	86	72	112	188	15	524
Females	9	17	60	50	74	110	7	327
Males	5	20	26	22	38	78	8	197
Religious Knowledge	10	48	109	116	61	56	10	410
Females	5	28	69	54	33	29	3	221
Males	5	20	40	62	28	27	7	189
Sociology	17	30	90	113	69	115	12	446
Females	14	24	76	84	44	75	7	324
Males	3	6	14	29	25	40	5	122
Spanish	3	2	2	0	1	0	1	9
Females	3	2	2	0	1	0	1	9
Males	0	0	0	0	0	0	0	0
Systems of Knowledge	56	418	1264	246	30	429	9	2452
Females	31	253	780	139	16	234	5	1458
Males	25	165	484	107	14	195	4	994

**Table 3.3: May 2009 - Advanced Level Results by Subject and Gender:
Matriculation Certificate (Part 1 of 2)**

Subjects	A	B	C	D	E	F	Abs	Total
Accounting	21	62	122	38	38	45	0	326
Females	9	39	73	20	21	28	0	190
Males	12	23	49	18	17	17	0	136
Applied Mathematics	0	0	0	0	3	5	0	8
Females	0	0	0	0	2	1	0	3
Males	0	0	0	0	1	4	0	5
Art	1	7	11	13	10	16	1	59
Females	1	4	9	9	4	13	1	41
Males	0	3	2	4	6	3	0	18
Biology	82	126	135	105	81	53	12	594
Females	39	81	106	69	54	42	10	401
Males	43	45	29	36	27	11	2	193
Chemistry	48	44	106	47	44	109	10	408
Females	26	20	67	36	30	66	7	252
Males	22	24	39	11	14	43	3	156
Computing	20	33	61	28	20	19	1	182
Females	10	17	30	16	6	7	0	86
Males	10	16	31	12	14	12	1	96
Economics	12	30	57	26	17	8	3	153
Females	6	16	33	15	9	3	1	83
Males	6	14	24	11	8	5	2	70
Engineering Drawing	0	0	0	1	0	1	0	2
Females	0	0	0	0	0	0	0	0
Males	0	0	0	1	0	1	0	2
English	19	37	153	112	32	24	5	382
Females	12	29	112	86	25	17	4	285
Males	7	8	41	26	7	7	1	97
French	9	13	35	22	14	4	0	97
Females	8	11	27	13	10	2	0	71
Males	1	2	8	9	4	2	0	26
Geography	6	11	23	13	4	4	0	61
Females	2	6	13	4	2	4	0	31
Males	4	5	10	9	2	0	0	30
German	2	3	1	3	3	2	0	14
Females	1	3	0	3	3	1	0	11
Males	1	0	1	0	0	1	0	3
Graphical Communication	0	5	2	1	1	1	0	10
Females	0	0	1	0	0	0	0	1
Males	0	5	1	1	1	1	0	9

**Table 3.3: May 2009 - Advanced Level Results by Subject and Gender:
Matriculation Certificate (Part 2 of 2)**

Subjects	A	B	C	D	E	F	Abs	Total
History	5	25	29	12	9	5	4	89
Females	1	10	12	7	4	3	3	40
Males	4	15	17	5	5	2	1	49
Home Economics & Human Ecology	10	22	45	18	6	4	1	106
Females	9	21	40	18	5	4	1	98
Males	1	1	5	0	1	0	0	8
Information Technology	7	20	22	12	10	3	2	76
Females	6	8	14	6	5	1	1	41
Males	1	12	8	6	5	2	1	35
Italian	21	31	72	34	20	35	2	215
Females	18	19	50	24	12	20	2	145
Males	3	12	22	10	8	15	0	70
Maltese	20	80	150	37	29	9	4	329
Females	13	64	115	30	24	7	2	255
Males	7	16	35	7	5	2	2	74
Marketing	20	50	65	16	15	17	9	192
Females	17	32	40	6	10	10	4	119
Males	3	18	25	10	5	7	5	73
Music	0	2	4	2	2	1	0	11
Females	0	1	2	2	1	1	0	7
Males	0	1	2	0	1	0	0	4
Philosophy	5	30	39	15	12	25	5	131
Females	5	17	22	11	10	14	3	82
Males	0	13	17	4	2	11	2	49
Physics	28	71	124	107	62	75	11	478
Females	6	32	43	34	27	30	3	175
Males	22	39	81	73	35	45	8	303
Pure Maths	43	108	153	56	60	172	17	609
Females	15	46	64	17	25	56	2	225
Males	28	62	89	39	35	116	15	384
Religious Knowledge	7	16	33	14	9	8	0	87
Females	2	10	21	9	7	2	0	51
Males	5	6	12	5	2	6	0	36
Sociology	13	29	69	86	16	21	5	239
Females	12	22	53	72	12	13	4	188
Males	1	7	16	14	4	8	1	51
Spanish	1	10	7	2	0	0	0	20
Females	1	9	7	2	0	0	0	19
Males	0	1	0	0	0	0	0	1

**Table 3.4: May 2009 - Intermediate Level Results by Subject and Gender:
Matriculation Certificate (Part 1 of 2)**

Subjects	A	B	C	D	E	F	Abs	Total
Accounting	15	28	30	31	23	13	3	143
Females	12	16	17	14	10	8	0	77
Males	3	12	13	17	13	5	3	66
Arabic	0	0	0	1	1	0	0	2
Females	0	0	0	1	0	0	0	1
Males	0	0	0	0	1	0	0	1
Applied Mathematics	9	11	16	11	13	28	3	91
Females	3	7	6	4	9	11	1	41
Males	6	4	10	7	4	17	2	50
Art	2	5	13	7	5	9	1	42
Females	1	4	9	4	4	5	1	28
Males	1	1	4	3	1	4	0	14
Biology	13	46	43	25	41	40	6	214
Females	10	37	32	20	38	30	4	171
Males	3	9	11	5	3	10	2	43
Chemistry	5	1	14	7	8	14	3	52
Females	4	0	11	6	5	12	2	40
Males	1	1	3	1	3	2	1	12
Computing	9	26	53	28	19	23	0	158
Females	2	9	16	6	5	8	0	46
Males	7	17	37	22	14	15	0	112
Economics	3	12	24	18	12	10	2	81
Females	2	7	15	8	3	8	0	43
Males	1	5	9	10	9	2	2	38
Engineering Drawing & Graphical Comm.	1	13	16	12	17	33	3	95
Females	0	3	4	3	6	12	2	30
Males	1	10	12	9	11	21	1	65
English	125	192	372	309	187	267	16	1468
Females	79	94	204	183	101	161	6	828
Males	46	98	168	126	86	106	10	640
Environmental Science	26	40	157	64	112	88	11	498
Females	16	27	101	47	81	66	8	346
Males	10	13	56	17	31	22	3	152
French	7	16	19	34	19	12	1	108
Females	4	9	15	21	13	7	1	70
Males	3	7	4	13	6	5	0	38
Geography	9	18	29	23	16	12	6	113
Females	3	11	18	9	4	5	3	53
Males	6	7	11	14	12	7	3	60
German	3	10	8	2	4	3	0	30
Females	2	7	4	2	2	2	0	19
Males	1	3	4	0	2	1	0	11

**Table 3.4: May 2009 - Intermediate Level Results by Subject and Gender:
Matriculation Certificate (Part 2 of 2)**

Subjects	A	B	C	D	E	F	Abs	Total
History	4	13	17	12	8	11	0	65
Females	2	6	7	7	5	8	0	35
Males	2	7	10	5	3	3	0	30
Home Economics & Human Ecology	7	5	13	8	6	1	0	40
Females	5	7	13	5	4	1	0	35
Males	0	0	0	3	2	0	0	5
Information Technology	42	68	94	40	29	18	4	295
Females	17	43	42	22	14	6	0	144
Males	25	25	52	18	15	12	4	151
Italian	13	30	68	26	21	19	3	180
Females	8	17	34	11	12	11	2	95
Males	5	13	34	15	9	8	1	85
Maltese	23	60	208	168	73	69	4	605
Females	21	47	139	107	45	34	1	394
Males	2	13	69	61	28	35	3	211
Marketing	28	51	75	40	34	28	5	261
Females	25	29	44	26	8	9	4	145
Males	3	22	31	14	26	19	1	116
Music	2	2	2	0	0	0	0	6
Females	1	1	2	0	0	0	0	4
Males	1	1	0	0	0	0	0	2
Philosophy	69	95	219	102	92	163	17	757
Females	37	56	151	63	65	84	9	465
Males	32	39	68	39	27	79	8	292
Physics	48	94	244	103	54	155	14	712
Females	23	51	148	64	38	87	6	417
Males	25	43	96	39	16	68	8	295
Pure Mathematics	14	34	82	69	100	170	10	479
Females	9	16	58	48	65	99	4	299
Males	5	18	24	21	35	71	6	180
Religious Knowledge	10	43	101	112	58	52	7	383
Females	5	23	62	51	32	27	2	202
Males	5	20	39	61	26	25	5	181
Sociology	15	29	89	111	68	109	9	430
Females	13	23	76	83	43	70	5	313
Males	2	6	13	28	25	39	4	117
Spanish	3	2	2	0	1	0	1	9
Females	3	2	2	0	1	0	1	9
Males	0	0	0	0	0	0	0	0
Systems of Knowledge	56	417	1257	245	30	425	9	2439
Females	31	252	776	138	16	232	5	1450
Males	25	165	481	107	14	193	4	989

**Table 3.5: May 2009 - Advanced Level Results by Subject and Gender:
Single Subjects (Part 1 of 2)**

Subjects	A	B	C	D	E	F	Abs	Total
Accounting	1	9	35	25	28	84	32	214
Females	1	3	30	17	20	56	21	148
Males	0	6	5	8	8	28	11	66
Applied Maths	0	0	0	0	0	0	2	2
Females	0	0	0	0	0	0	0	0
Males	0	0	0	0	0	0	2	2
Arabic	0	0	2	0	1	0	0	3
Females	0	0	1	0	1	0	0	2
Males	0	0	1	0	0	0	0	1
Art	2	7	12	5	3	9	5	43
Females	1	5	7	3	1	8	4	29
Males	1	2	5	2	2	1	1	14
Biology	13	23	10	3	4	8	7	68
Females	8	13	8	1	3	4	2	39
Males	5	10	2	2	1	4	5	29
Chemistry	14	10	21	4	5	10	7	71
Females	7	6	12	3	3	4	1	36
Males	7	4	9	1	2	6	6	35
Computing	0	4	8	7	2	15	5	41
Females	0	3	1	2	1	5	1	13
Males	0	1	7	5	1	10	4	28
Economics	0	2	8	4	5	4	12	35
Females	0	1	4	4	2	2	6	19
Males	0	1	4	0	3	2	6	16
Engineering Drawing	1	0	0	1	0	4	0	6
Females	0	0	0	0	0	2	0	2
Males	1	0	0	1	0	2	0	4
English	0	7	44	47	16	26	46	186
Females	0	5	32	36	11	19	27	130
Males	0	2	12	11	5	7	19	56
French	0	2	2	0	3	2	2	11
Females	0	2	1	0	2	2	2	9
Males	0	0	1	0	1	0	0	2
Geography	0	0	1	5	1	0	0	7
Females	0	0	1	3	1	0	0	5
Males	0	0	0	2	0	0	0	2
German	4	0	1	1	3	1	0	10
Females	3	0	1	1	3	1	0	9
Males	1	0	0	0	0	0	0	1
Graphical Communication	1	1	7	1	1	7	0	18
Females	0	0	2	0	1	0	0	3
Males	1	1	5	1	0	7	0	15

**Table 3.5: May 2009 - Advanced Level Results by Subject and Gender:
Single Subjects (Part 2 of 2)**

Subjects	A	B	C	D	E	F	Abs	Total
Greek	0	0	0	0	0	0	1	1
Females	0	0	0	0	0	0	0	0
Males	0	0	0	0	0	0	1	1
History	1	4	5	2	3	2	8	25
Females	0	2	1	0	2	1	5	11
Males	1	2	4	2	1	1	3	14
Home Economics & Human Ecology	0	2	4	3	6	5	1	21
Females	0	2	4	3	4	3	1	17
Males	0	0	0	0	2	2	0	4
Information Technology	1	2	3	3	1	3	1	14
Females	0	1	3	0	0	1	0	5
Males	1	1	0	3	1	2	1	9
Italian	3	7	11	9	9	21	13	73
Females	1	4	9	7	5	15	9	50
Males	2	3	2	2	4	6	4	23
Latin	0	0	0	0	0	0	1	1
Females	0	0	0	0	0	0	0	0
Males	0	0	0	0	0	0	1	1
Maltese	4	7	24	9	23	13	17	97
Females	3	6	17	4	18	7	10	65
Males	1	1	7	5	5	6	7	32
Marketing	1	17	67	27	24	15	39	190
Females	1	12	43	14	14	9	21	114
Males	0	5	24	13	10	6	18	76
Music	1	0	1	0	1	0	1	4
Females	0	0	1	0	0	0	0	1
Males	1	0	0	0	1	0	1	3
Philosophy	0	4	8	2	0	14	10	38
Females	0	0	3	1	0	11	3	18
Males	0	4	5	1	0	3	7	20
Physics	0	2	13	10	4	17	14	60
Females	0	1	5	4	0	4	4	18
Males	0	1	8	6	4	13	10	42
Pure Mathematics	0	7	13	3	5	26	32	86
Females	0	3	4	1	1	6	11	26
Males	0	4	9	2	4	20	21	60
Religious Knowledge	7	8	13	6	9	8	15	66
Females	4	4	9	3	6	4	8	38
Males	3	4	4	3	3	4	7	28
Russian	2	1	2	0	0	1	1	7
Females	2	1	0	0	0	1	0	4
Males	0	0	2	0	0	0	1	3
Sociology	1	4	11	10	10	12	19	67
Females	0	4	9	7	7	8	13	48
Males	1	0	2	3	3	4	6	19
Spanish	4	5	7	2	0	0	4	22
Females	2	5	7	2	0	0	4	20
Males	2	0	0	0	0	0	0	2

**Table 3.6: May 2009 - Intermediate Level Results by Subject and Gender:
Single Subjects (Part 1 of 2)**

Subjects	A	B	C	D	E	F	Abs	Total
Accounting	0	0	1	0	1	1	1	4
Females	0	0	1	0	0	0	1	2
Males	0	0	0	0	1	1	0	2
Applied Mathematics	0	1	0	0	1	1	0	3
Females	0	1	0	0	0	0	0	1
Males	0	0	0	0	1	1	0	2
Arabic	0	0	0	0	1	0	0	1
Females	0	0	0	0	1	0	0	1
Males	0	0	0	0	0	0	0	0
Art	0	1	0	0	1	0	0	2
Females	0	0	0	0	1	0	0	1
Males	0	1	0	0	0	0	0	1
Biology	1	2	1	0	2	1	3	10
Females	0	2	1	0	2	1	1	7
Males	1	0	0	0	0	0	2	3
Chemistry	2	0	0	0	0	1	2	5
Females	1	0	0	0	0	0	2	3
Males	1	0	0	0	0	1	0	2
Computing	0	0	1	0	0	1	0	2
Females	0	0	0	0	0	1	0	1
Males	0	0	1	0	0	0	0	1
Economics	0	0	0	0	0	0	1	1
Females	0	0	0	0	0	0	1	1
Males	0	0	0	0	0	0	0	0
Engineering Drawing & Graphical Comm.	0	0	0	0	0	3	1	4
Females	0	0	0	0	0	0	0	0
Males	0	0	0	0	0	3	1	4
English	7	6	11	19	14	25	9	91
Females	3	5	10	13	9	12	5	57
Males	4	1	1	6	5	13	4	34
Environmental Science	0	0	2	1	3	1	2	9
Females	0	0	1	0	2	1	2	6
Males	0	0	1	1	1	0	0	3
French	0	1	0	0	0	0	2	3
Females	0	1	0	0	0	0	1	2
Males	0	0	0	0	0	0	1	1
Geography	0	1	1	0	0	0	0	2
Females	0	0	0	0	0	0	0	0
Males	0	1	1	0	0	0	0	2
German	0	1	0	0	1	0	0	2
Females	0	0	0	0	0	0	0	0
Males	0	1	0	0	1	0	0	2

**Table 3.6: May 2009 - Intermediate Level Results by Subject and Gender:
Single Subjects (Part 2 of 2)**

Subjects	A	B	C	D	E	F	Abs	Total
Home Economics	0	1	0	0	0	0	1	2
Females	0	1	0	0	0	0	1	2
Males	0	0	0	0	0	0	0	0
Information Technology	0	0	1	0	0	0	0	1
Females	0	0	0	0	0	0	0	0
Males	0	0	1	0	0	0	0	1
Italian	2	1	2	0	3	2	2	12
Females	2	1	1	0	1	2	2	9
Males	0	0	1	0	2	0	0	3
Maltese	2	4	9	3	2	9	8	37
Females	2	3	6	1	0	6	4	22
Males	0	1	3	2	2	3	4	15
Marketing	0	0	4	1	1	2	3	11
Females	0	0	3	1	1	1	1	7
Males	0	0	1	0	0	1	2	4
Philosophy	3	5	5	0	0	4	6	23
Females	1	5	3	0	0	2	4	15
Males	2	0	2	0	0	2	2	8
Physics	9	8	12	4	4	6	4	47
Females	4	2	8	2	2	4	0	22
Males	5	6	4	2	2	2	4	25
Pure Mathematics	0	3	3	3	10	13	4	36
Females	0	1	2	2	8	7	3	23
Males	0	2	1	1	2	6	1	13
Religious Knowledge	0	3	5	3	2	4	3	20
Females	0	3	4	2	0	2	1	12
Males	0	0	1	1	2	2	2	8
Sociology	0	1	1	0	1	4	2	9
Females	0	1	0	0	1	4	1	7
Males	0	0	1	0	0	0	1	2
Systems of Knowledge	0	0	3	1	0	0	0	4
Females	0	0	2	1	0	0	0	3
Males	0	0	1	0	0	0	0	1

Table 3.7 presents information on the outcome of the requests made for a revision of papers of the different Advanced and Intermediate levels subjects after the May 2009 results were issued.

Table 3.7: May 2009 - Outcomes of Requests for Revision of Papers*

Subjects	Advanced Level				Intermediate Level			
	Registered	Requested	%	Upgraded	Registered	Requested	%	Upgraded
Accounting	430	22	5.1	1	149	1	0.7	-
Applied Mathematics	10	3	30.0	-	94	5	5.3	-
Art	102	16	15.7	-	44	3	6.8	-
Biology	678	29	4.3	1	229	9	3.9	-
Chemistry	488	74	15.2	4	-	-	-	-
Computing	226	11	4.9	3	-	-	-	-
Economics	189	5	2.6	-	83	4	4.8	2
Eng. Draw. & Graph. Comm.	-	-	-	-	99	4	4.0	-
English	575	31	5.4	1	1579	74	4.7	-
Environmental Science	-	-	-	-	520	11	2.1	-
French	108	5	4.6	1	-	-	-	-
Geography	-	-	-	-	116	1	0.9	-
German	24	2	8.3	-	32	1	3.1	-
History	115	4	3.5	-	65	1	1.5	1
Home Economics & Human Ecol.	127	2	1.6	-	-	-	-	-
Information Technology	90	3	3.3	-	299	3	1.0	-
Italian	289	14	4.8	1	199	5	2.5	1
Maltese	430	12	2.8	0	650	16	2.5	-
Marketing	384	4	1.0	-	279	7	2.5	-
Philosophy	169	5	3.0	-	792	31	3.9	-
Physics	549	30	5.5	-	766	17	2.2	1
Pure Mathematics	704	34	4.8	2	524	12	2.3	-
Religious Knowledge	153	7	4.6	2	410	20	4.9	9
Sociology	312	9	2.9	-	446	17	3.8	-
Spanish	42	1	2.4	-	-	-	-	-
Systems of Knowledge	-	-	-	-	2452	65	2.7	-
Total	6185	323	5.2	16	10204	307	3.0	14

* The number of registrations and requests for revision of papers from all candidates are included.

Table 3.7 shows that in May 2009, at Advanced level, 16 out of the 323 requests for a Revision of Papers had their grade revised. This means that 5.2% of the requests resulted in a different grade. At Intermediate level, 14 out of the 307 requests had their grade revised. At this level, 3.0% of the requests resulted in an upgrade.

The following set of Tables present data relating to the overall Matriculation Certificate grades awarded after the main examination session in May 2009. The information in Tables 3.8 and 3.9 includes all the 2009 candidates whereas Tables 3.10 focuses on the 1991 cohort, that is, those candidates who turned eighteen in 2009. Table 3.11 focuses on the Narrowly Failed candidates from the previous two years.

**Table 3.8: May 2009 -
Matriculation Certificate Distribution of Grades**

Grade	Males	Females	Total
A	111	120	231
B	149	278	427
C	210	363	573
Passes	470	761	1231
Fail	519	689	1208
Total	989	1450	2439

The data in Table 3.8 show that 50.5% of the May 2009 candidates (47.5% of males and 52.5% of females) were awarded a pass in the Matriculation Certificate after the main examination session. Overall, 9.5% of the candidates obtained Grade A, 17.5% obtained Grade B and 23.5% obtained Grade C. This year, a larger proportion of males obtained Grade A (11.2% of males compared to 8.3% of females) and more females obtained Grade B (19.2% of females compared to 15.1% of males) and Grade C (25.0% of females compared to 21.2% of males).

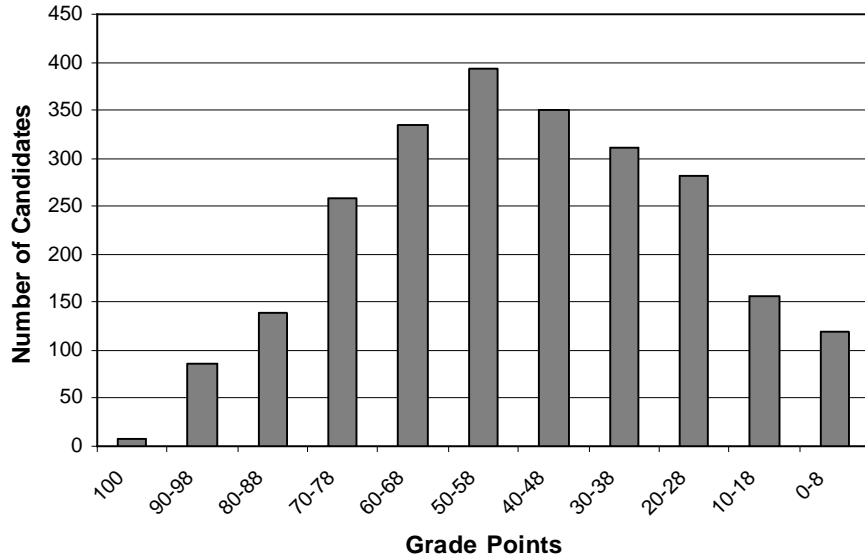
**Table 3.9: May 2009 - Failed/Missing Component/s
in Matriculation Certificate**

Missing Component/s	Males	Females	Total
Group 1 only	38	37	75
Group 2 only	54	42	96
Group 3 only	79	134	213
Systems of Knowledge	58	85	143
Total: One Component	229	298	527
Passed - Not enough points	111	181	292
More than One Component	179	210	389
Total	519	689	1208

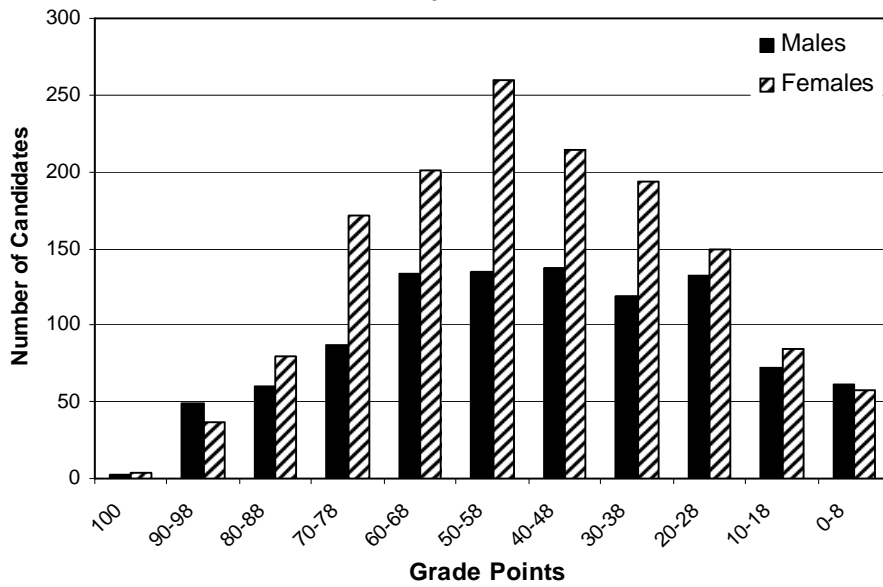
Table 3.9 shows that there were 1208 candidates who failed to obtain the Matriculation Certificate in May 2009 (49.5% of all candidates). The largest category (43.6%) included the students who had one component missing.

Figures 9 and 10 show the distributions of the grade points obtained in the Matriculation Certificate examinations of May 2009 by all the candidates and by males and females separately. These figures show an overall normal distribution of grade points. There were seven candidates (3 males and 4 females) who obtained 100 points in this session. However, an unexpectedly high number of candidates obtained eight points or less.

**Figure 9: Distribution of Grade Points
May 2009**



**Figure 10: Distribution of Grade Points by Gender
May 2009**



**Table 3.10: May 2009 - Matriculation Certificate
Distribution of Grades: 1991 Cohort**

Grade	Males	Females	Total
A	110	113	223
B	136	261	397
C	141	272	413
Passes	387	646	1033
Fail	297	455	752
Total	684	1101	1785

The data in Table 3.10 show that 57.9% of the candidates (56.6% of males and 58.7% of females) that were born in 1991 were awarded a pass in the Matriculation Certificate after the May 2009 examination session. Overall, 12.5% of these candidates were awarded Grade A, 22.2% were awarded Grade B, and 23.1% were awarded Grade C. For Grade A, the proportion of males (16.1%) was higher than the proportion of females (10.3%). The proportion of females who obtained Grade B was higher (19.9% of males compared to 23.7% of females). For Grade C, the proportion of females was also higher (24.7% of females compared to 20.6% of males) obtained this grade.

**Table 3.11: May 2009 - Results of the
Narrowly Failed Candidates (2007 and 2008)**

	Males	Females	Total
Narrowly Failed in 2007 & 2008	17	14	31
Applied in May 2009	4	3	7
May 2009 Results			
Grade A	0	0	0
Grade B	0	0	0
Grade C	1	1	2
Passed in May 2009	1	1	2
Still Narrowly Failed May 2009	3	2	5
Narrowly Failed in 2008	62	88	150
Applied in May 2009	41	63	104
May 2009 Results			
Grade A	1	1	2
Grade B	6	5	11
Grade C	26	35	61
Passed in May 2009	33	41	74
Still Narrowly Failed May 2009	8	22	30

Table 3.11 shows that out of the 31 candidates who had been classified as Narrowly Failed in 2007, seven candidates applied for the examination in 2009 and 2 of them managed to obtain the Matriculation Certificate in May 2009. Out of the 150 candidates who were Narrowly Failed in 2008, 104 registered for the examination in 2009 and 74 (71.2%) managed to obtain the Matriculation Certificate in May 2009. Most of these candidates obtained an overall Grade C.

SECTION 4.0: SEPTEMBER 2009 REGISTRATIONS

Table 4.1 below shows the numbers of candidates who applied for the Supplementary session in September 2009. This table indicates the Matriculation Certificate grades they were awarded after the main session in May 2009.

**Table 4.1: September 2009 - Registrations
by Matriculation Certificate Grades obtained in May 2009**

Grade in May	Registration in September		
	Males	Females	Total
A	0	3	3
B	10	17	27
C	76	150	226
Fail	345	503	848
Total	431	673	1104

In total, 45.3% of the candidates who sat for the Matriculation Certificate in May 2009 applied for the supplementary session in September. In particular, 43.6% of the male candidates and 46.4% of the female candidates who applied for the May session also applied for the September session. As expected, the majority of the candidates who applied for the supplementary session were the ones who failed in May (76.8%).

It is interesting to note that 20.5% of the September candidates had already obtained an overall Grade C in May. A smaller number (2.4%) had obtained a Grade B in May. This year there were three candidates who applied for the September session who had already obtained an overall Grade A in May 2009.

Table 4.2 below provides information on the numbers of candidates, males and females, who applied for the Matriculation Certificate examinations at Advanced and Intermediate levels in the different subjects in September 2009.

**Table 4.2: September 2009 - Matriculation Certificate Registrations
by Subject and Gender**

Subjects	Advanced Level			Intermediate Level		
	Males	Females	Total	Males	Females	Total
Accounting	29	42	71	5	4	9
Applied Mathematics	2	1	3	8	7	15
Art	6	13	19	0	4	4
Biology	10	59	69	5	30	35
Chemistry	36	66	102	2	7	9
Computing	15	8	23	2	5	7
Economics	7	7	14	0	3	3
Engineering Drawing	1	0	1	-	-	-
Engineering Drawing Graph. Comm.	-	-	-	9	8	17
English	11	40	51	74	137	211
Environ. Science	-	-	-	12	48	60
French	6	9	15	2	3	5
Geography	1	4	5	1	1	2
German	0	2	2	1	2	3
History	3	6	9	0	3	3
Home Economics & Human Ecol.	1	6	7	-	-	-
Info. Technology	5	3	8	4	4	8
Italian	14	25	39	3	5	8
Maltese	6	25	31	18	22	40
Marketing	8	9	17	5	4	9
Philosophy	6	14	20	35	50	85
Physics	37	29	66	35	42	77
Pure Mathematics	99	47	146	45	70	115
Religious Knowledge	4	8	12	17	18	35
Sociology	9	32	41	12	33	45
Spanish	0	1	1	-	-	-
Systems of Knowledge	-	-	-	95	160	255

In the September session, at Advanced level, the subjects with most candidates were Pure Mathematics (146), Chemistry (102), Biology (69) and Physics (66). At Intermediate level, Systems of Knowledge (255), English (211) and Pure Mathematics (115) were the subjects with the highest registrations in September 2009. In this session, subjects with higher numbers of registrations from females included Advanced level Accounting, Biology, Chemistry, English, Italian, Maltese, and Sociology. At the same time, there were more registrations from males than females for Advanced level Physics and Pure Mathematics. At Intermediate level, there were more registrations from females than males in Biology, English, Environmental Science, Philosophy, Physics, and Systems of Knowledge. At Intermediate level, there were approximately equal numbers of registrations from males than females in Applied Mathematics, Maltese, and Religious Knowledge, although in all cases the number of registrations was small.

Table 4.3 below provides information on the numbers of candidates, males and females, who registered for single subjects at Advanced Matriculation level in the September 2009 supplementary session.

Table 4.3: September 2009 - Single Subjects Advanced Matriculation Registrations by Subject and Gender

Subjects	Advanced		
	Males	Females	Total
Accounting	17	38	55
Art	0	5	5
Biology	1	1	2
Chemistry	1	3	4
Computing	7	4	11
Economics	2	0	2
Engineering Drawing	1	1	2
English	7	20	27
Geography	0	1	1
German	0	2	2
Graphical Comm.	1	0	1
History	0	1	1
Home Economics & Human Ecol.	0	3	3
Information Technology	1	1	2
Italian	3	5	8
Maltese	4	11	15
Marketing	2	7	9
Philosophy	3	2	5
Physics	6	2	8
Pure Mathematics	12	6	18
Religious Knowledge	4	1	5
Sociology	3	4	7

In the Supplementary session, the single subjects with the highest registrations were English (27) and Accounting (55). In this session, Advanced Level single subjects with higher registrations from females than males were Accounting and English. At the same time, there were more registrations from males than females for Physics and Pure Mathematics, though the numbers were small.

Table 4.4 below shows that the number of candidates, males and females, who registered for single subjects at Intermediate Level.

Table 4.4: September 2009 - Single Subjects Intermediate Matriculation Registrations by Subject and Gender

Subjects	Intermediate		
	Males	Females	Total
Accounting	1	0	1
Arabic	0	1	1
Biology	0	1	1
English	4	4	8
Maltese	2	3	5
Marketing	0	1	1
Physics	1	1	2
Pure Mathematics	1	4	5
Religion	0	1	1

Table 4.5 below shows the number of requests, by subject, made for a Revision of Papers after the publication of the September 2009 results. Data relating to the outcome of these requests are presented in the following section.

Table 4.5: September 2009 - Registrations for Revision of Papers*

Subject	Advanced Level			Intermediate Level		
	Registered	Requests	%	Registered	Requests	%
Accounts	126	3	2.4	11	1	9.1
Art	24	1	4.2	-	-	-
Biology	72	4	5.6	37	2	5.4
Chemistry	108	16	14.8	9	1	11.1
English	80	6	7.5	223	21	9.4
Environ. Science	-	-	-	61	3	4.9
French	15	3	20.0	-	-	-
Geography	6	1	16.7	-	-	-
German	4	1	25.0	-	-	-
History	10	1	10.0	-	-	-
Information Technology	10	2	20.0	-	-	-
Italian	47	1	2.1	-	-	-
Maltese	46	3	6.5	45	3	6.7
Philosophy	25	2	8.0	87	1	1.1
Physics	-	-	-	84	1	1.2
Pure Mathematics	165	10	6.1	122	5	4.1
Religious Knowledge	17	1	5.9	37	1	2.7
Sociology	49	3	6.1	-	-	-
Systems of Knowledge	-	-	-	258	2	0.8
Total	881	58	6.6	981	41	4.2

* The number of registrations and requests for revision of papers from all candidates are included.

SECTION 5.0: SEPTEMBER 2009 RESULTS

The following tables present the results of the Supplementary session that took place in September 2009. Tables 5.1 and 5.2 present the Advanced and Intermediate level results for all candidates by gender. Tables 5.3 and 5.4 present the Advanced and Intermediate level results of the candidates who sat for these subjects as part of their Matriculation Certificate. It is important to remember that students taking the Matriculation Certificate examinations were restricted to re-apply for one subject at Advanced level, one subject at Intermediate level and Systems of Knowledge. Table 5.5 presents the results of the candidates who registered for single subjects at Advanced level in the September 2009 supplementary session. Table 5.6 presents the results of the candidates who registered for single subjects at Intermediate level in September 2009. Although there are some exceptions, generally the absence or low incidence of high grades is apparent in most of the subjects in these tables.

**Table 5.1: September 2009 - Advanced Level Results by Subject and Gender:
All Candidates (Part 1 of 2)**

Subjects*	A	B	C	D	E	F	Absent	Total
Accounting	0	2	39	14	21	31	19	126
Males	0	1	13	6	8	9	9	46
Females	0	1	26	8	13	22	10	80
Applied Mathematics	0	0	0	0	1	1	1	3
Males	0	0	0	0	1	1	0	2
Females	0	0	0	0	0	0	1	1
Art	0	5	4	5	4	5	1	24
Males	0	0	1	3	1	0	1	6
Females	0	5	3	2	3	5	0	18
Biology	0	4	3	13	21	25	6	72
Males	0	0	0	3	2	3	3	11
Females	0	4	3	10	19	22	3	61
Chemistry	0	0	21	19	33	25	10	108
Males	0	0	6	5	11	12	5	39
Females	0	0	15	14	22	13	5	69
Computing	0	2	6	7	4	10	6	35
Males	0	1	2	4	4	8	4	23
Females	0	1	4	3	0	2	2	12
Economics	2	1	5	5	1	1	1	16
Males	1	1	2	2	1	1	1	9
Females	1	0	3	3	0	0	0	7
English	0	2	19	30	12	11	6	80
Males	0	0	5	5	2	4	2	18
Females	0	2	14	25	10	7	4	62
Engineering Drawing	0	0	0	0	0	1	2	3
Males	0	0	0	0	0	0	2	2
Females	0	0	0	0	0	1	0	1
French	0	0	2	4	8	1	0	15
Males	0	0	1	0	4	1	0	6
Females	0	0	1	4	4	0	0	9
Geography	0	0	3	2	0	0	1	6
Males	0	0	1	0	0	0	0	1
Females	0	0	2	2	0	0	1	5
German	0	0	0	1	2	0	1	4
Males	0	0	0	0	0	0	0	0
Females	0	0	0	1	2	0	1	4

* Subjects with no registrations are not included in this Table.

**Table 5.1: September 2009 - Advanced Level Results by Subject and Gender:
All Candidates (Part 2 of 2)**

Subjects*	A	B	C	D	E	F	Absent	Total
Graphical Communication	0	0	1	0	0	0	0	1
Males	0	0	1	0	0	0	0	1
Females	0	0	0	0	0	0	0	0
History	0	2	3	2	0	2	1	10
Males	0	1	1	1	0	0	0	3
Females	0	1	2	1	0	2	1	7
Home Economics & Human Ecology	0	0	2	5	1	1	1	10
Males	0	0	0	1	0	0	0	1
Females	0	0	2	4	1	1	1	9
Information Technology	0	0	3	5	1	0	1	10
Males	0	0	2	2	1	0	1	6
Females	0	0	1	3	0	0	0	4
Italian	0	1	16	6	6	15	3	47
Males	0	1	4	2	2	7	1	17
Females	0	0	12	4	4	8	2	30
Maltese	0	4	13	5	11	9	4	46
Males	0	2	2	0	2	4	0	10
Females	0	2	11	5	9	5	4	36
Marketing	0	5	9	4	2	0	6	26
Males	0	2	3	2	1	0	2	10
Females	0	3	6	2	1	0	4	16
Philosophy	0	3	8	5	2	7	0	25
Males	0	0	4	1	0	4	0	9
Females	0	3	4	4	2	3	0	16
Physics	0	3	26	19	9	9	10	76
Males	0	3	16	12	3	3	7	44
Females	0	0	10	7	6	6	3	32
Pure Mathematics	0	6	21	24	30	71	13	165
Males	0	4	13	15	24	49	7	112
Females	0	2	8	9	6	22	6	53
Religious Knowledge	0	1	9	3	2	1	1	17
Males	0	0	3	3	1	0	1	8
Females	0	1	6	0	1	1	0	9
Sociology	1	4	9	17	4	6	8	49
Males	0	0	1	4	2	4	1	12
Females	1	4	8	13	2	2	7	37

*Subjects with no registrations are not included in this Table.

**Table 5.2: September 2009 - Intermediate Level Results by Subject and Gender:
All Candidates (Part 1 of 2)**

Subjects*	A	B	C	D	E	F	Absent	Total
Accounting	0	0	1	5	2	2	1	11
Males	0	0	1	3	0	1	1	6
Females	0	0	0	2	2	1	0	5
Applied Mathematics	0	0	5	1	6	3	0	15
Males	0	0	3	0	4	1	0	8
Females	0	0	2	1	2	2	0	7
Art	0	0	0	0	1	3	0	4
Males	0	0	0	0	0	0	0	0
Females	0	0	0	0	1	3	0	4
Arabic	0	0	0	0	0	1	0	1
Males	0	0	0	0	0	0	0	0
Females	0	0	0	0	0	1	0	1
Biology	0	5	1	5	5	14	7	37
Males	0	0	0	1	1	2	1	5
Females	0	5	1	4	4	12	6	32
Chemistry	3	0	1	0	2	3	0	9
Males	0	0	0	0	1	1	0	2
Females	3	0	1	0	1	2	0	7
Computing	0	0	1	1	3	1	1	7
Males	0	0	1	1	0	0	0	2
Females	0	0	0	0	3	1	1	5
Economics	0	0	1	1	0	0	1	3
Males	0	0	0	0	0	0	0	0
Females	0	0	1	1	0	0	1	3
English	1	2	24	42	51	96	7	223
Males	0	1	5	15	11	44	4	80
Females	1	1	19	27	40	52	3	143
Engineering Drawing & Graph. Co.	0	6	4	1	4	0	2	17
Males	0	3	1	1	3	0	1	9
Females	0	3	3	0	1	0	1	8
Environmental Studies	0	4	17	13	12	10	5	61
Males	0	1	5	1	3	3	0	13
Females	0	3	12	12	9	7	5	48
French	0	1	0	1	2	1	0	5
Males	0	0	0	0	1	1	0	2
Females	0	1	0	1	1	0	0	3
Geography	0	0	0	0	2	0	0	2
Males	0	0	0	0	1	0	0	1
Females	0	0	0	0	1	0	0	1
German	0	1	0	0	1	1	0	3
Males	0	0	0	0	1	0	0	1
Females	0	1	0	0	0	1	0	2
History	0	0	1	1	1	0	0	3
Males	0	0	0	0	0	0	0	0
Females	0	0	1	1	1	0	0	3

* Subjects with no registrations are not included in this Table.

**Table 5.2: September 2009 - Intermediate Level Results by Subject and Gender:
All Candidates (Part 2 of 2)**

Subjects*	A	B	C	D	E	F	Absent	Total
Information Technology	0	2	1	2	0	1	3	9
Males	0	1	0	2	0	0	2	5
Females	0	1	1	0	0	1	1	4
Italian	0	0	2	3	4	1	0	10
Males	0	0	1	2	0	0	0	3
Females	0	0	1	1	4	1	0	7
Maltese	0	1	8	12	10	13	1	45
Males	0	1	4	6	1	7	1	20
Females	0	0	4	6	9	6	0	25
Marketing	0	1	6	1	2	2	0	12
Males	0	0	5	1	0	0	0	6
Females	0	1	1	0	2	2	0	6
Philosophy	2	17	31	12	8	12	5	87
Males	0	6	10	7	4	5	3	35
Females	2	11	21	5	4	7	2	52
Physics	1	2	18	16	17	21	9	84
Males	0	1	9	5	6	10	7	38
Females	1	1	9	11	11	11	2	46
Pure Mathematics	1	5	21	22	32	32	9	122
Males	0	3	5	7	13	14	5	47
Females	1	2	16	15	19	18	4	75
Religious Knowledge	2	6	10	6	3	4	6	37
Males	1	3	3	3	3	2	2	17
Females	1	3	7	3	0	2	4	20
Sociology	2	7	13	11	3	8	2	46
Males	0	1	6	2	1	2	0	12
Females	2	6	7	9	2	6	2	34
Systems of Knowledge	0	25	158	22	5	28	20	258
Males	0	6	54	13	4	13	7	97
Females	0	19	104	9	1	15	13	161

* Subjects with no registrations are not included in this Table.

**Table 5.3: September 2009 - Advanced Level Results by Subject and Gender:
Matriculation Certificate (Part 1 of 2)**

Subjects*	A	B	C	D	E	F	Absent	Total
Accounting	0	2	24	10	12	16	7	71
Males	0	1	9	5	6	6	2	29
Females	0	1	15	5	6	10	5	42
Applied Mathematics	0	0	0	0	1	1	1	3
Males	0	0	0	0	1	1	0	2
Females	0	0	0	0	0	0	1	1
Art	0	3	4	5	3	3	1	19
Males	0	0	1	3	1	0	1	6
Females	0	3	3	2	2	3	0	13
Biology	0	4	2	12	21	24	6	69
Males	0	0	0	3	2	2	3	10
Females	0	4	2	9	19	22	3	59
Chemistry	0	0	21	18	31	24	8	102
Males	0	0	6	5	10	12	3	36
Females	0	0	15	13	21	12	5	66
Computing	0	2	2	7	3	7	2	23
Males	0	1	0	4	3	5	2	15
Females	0	1	2	3	0	2	0	8
Economics	2	0	5	5	1	1	0	14
Males	1	0	2	2	1	1	0	7
Females	1	0	3	3	0	0	0	7
Engineering Drawing	0	0	0	0	0	0	1	1
Males	0	0	0	0	0	0	1	1
Females	0	0	0	0	0	0	0	0
English	0	2	17	18	6	4	4	51
Males	0	0	4	3	2	1	1	11
Females	0	2	13	15	4	3	3	40
French	0	0	2	4	8	1	0	15
Males	0	0	1	0	4	1	0	6
Females	0	0	1	4	4	0	0	9
Geography	0	0	2	2	0	0	1	5
Males	0	0	1	0	0	0	0	1
Females	0	0	1	2	0	0	1	4
German	0	0	0	1	1	0	0	2
Males	0	0	0	0	0	0	0	0
Females	0	0	0	1	1	0	0	2

* Subjects with no registrations are not included in this table.

**Table 5.3: September 2009 - Advanced Level Results by Subject and Gender:
Matriculation Certificate (Part 2 of 2)**

Subjects*	A	B	C	D	E	F	Absent	Total
History	0	2	3	2	0	2	0	9
Males	0	1	1	1	0	0	0	3
Females	0	1	2	1	0	2	0	6
Home Economics & Human Ecology	0	0	2	4	1	0	0	7
Males	0	0	0	1	0	0	0	1
Females	0	0	2	3	1	0	0	6
Information Technology	0	0	2	4	1	0	1	8
Males	0	0	1	2	1	0	1	5
Females	0	0	1	2	0	0	0	3
Italian	0	1	15	5	4	13	1	39
Males	0	1	4	1	1	7	0	14
Females	0	0	11	4	3	6	1	25
Maltese	0	1	13	4	7	5	1	31
Males	0	0	2	0	0	4	0	6
Females	0	1	11	4	7	1	1	25
Marketing	0	4	7	3	1	0	2	17
Males	0	2	2	2	1	0	1	8
Females	0	2	5	1	0	0	1	9
Philosophy	0	3	8	4	2	3	0	20
Males	0	0	4	1	0	1	0	6
Females	0	3	4	3	2	2	0	14
Physics	0	1	24	17	7	8	9	66
Males	0	1	16	10	1	3	6	37
Females	0	0	8	7	6	5	3	29
Pure Mathematics	0	5	21	23	28	62	7	146
Males	0	4	13	15	23	42	2	99
Females	0	1	8	8	5	20	5	47
Religious Knowledge	0	1	7	1	1	1	1	12
Males	0	0	2	1	0	0	1	4
Females	0	1	5	0	1	1	0	8
Sociology	1	3	8	16	3	4	6	41
Males	0	0	1	4	1	2	1	9
Females	1	3	7	12	2	2	5	32
Spanish	0	0	0	1	0	0	0	1
Males	0	0	0	0	0	0	0	0
Females	0	0	0	1	0	0	0	1

* Subjects with no registrations are not included in this table.

**Table 5.4: September 2009 - Intermediate Level Results by Subject and Gender:
Matriculation Certificate (Part 1 of 2)**

Subjects*	A	B	C	D	E	F	Absent	Total
Accounting	0	0	0	5	1	2	1	9
Males	0	0	0	3	0	1	1	5
Females	0	0	0	2	1	1	0	4
Applied Mathematics	0	0	5	1	6	3	0	15
Males	0	0	3	0	4	1	0	8
Females	0	0	2	1	2	2	0	7
Art	0	0	0	0	1	3	0	4
Males	0	0	0	0	0	0	0	0
Females	0	0	0	0	1	3	0	4
Biology	0	5	1	5	5	12	7	35
Males	0	0	0	1	1	2	1	5
Females	0	5	1	4	4	10	6	30
Chemistry	3	0	1	0	2	3	0	9
Males	0	0	0	0	1	1	0	2
Females	3	0	1	0	1	2	0	7
Computing	0	0	1	1	3	1	1	7
Males	0	0	1	1	0	0	0	2
Females	0	0	0	0	3	1	1	5
Economics	0	0	1	1	0	0	1	3
Males	0	0	0	0	0	0	0	0
Females	0	0	1	1	0	0	1	3
Eng. Draw. & Graph. Com.	0	6	4	1	4	0	2	17
Males	0	3	1	1	3	0	1	9
Females	0	3	3	0	1	0	1	8
English	1	1	22	41	50	90	6	211
Males	0	0	4	14	10	42	4	74
Females	1	1	18	27	40	48	2	137
Environmental Science	0	4	16	13	12	10	5	60
Males	0	1	4	1	3	3	0	12
Females	0	3	12	12	9	7	5	48
French	0	1	0	1	2	1	0	5
Males	0	0	0	0	1	1	0	2
Females	0	1	0	1	1	0	0	3
Geography	0	0	0	0	2	0	0	2
Males	0	0	0	0	1	0	0	1
Females	0	0	0	0	1	0	0	1
German	0	1	0	0	1	1	0	3
Males	0	0	0	0	1	0	0	1
Females	0	1	0	0	0	1	0	2
History	0	0	1	1	1	0	0	3
Males	0	0	0	0	0	0	0	0
Females	0	0	1	1	1	0	0	3
Information Technology	0	1	1	2	0	1	3	8
Males	0	0	0	2	0	0	2	4
Females	0	1	1	0	0	1	1	4

*Subjects with no registrations are not included in this Table

**Table 5.4: September - 2009 Intermediate Level Results by Subject and Gender:
Matriculation Certificate (Part 2 of 2)**

Subjects*	A	B	C	D	E	F	Absent	Total
Italian	0	0	2	3	3	0	0	8
Males	0	0	1	2	0	0	0	3
Females	0	0	1	1	3	0	0	5
Maltese	0	0	7	11	8	13	1	40
Males	0	0	4	5	1	7	1	18
Females	0	0	3	6	7	6	0	22
Marketing	0	1	5	1	0	2	0	9
Males	0	0	4	1	0	0	0	5
Females	0	1	1	0	0	2	0	4
Philosophy	2	17	30	12	8	11	5	85
Males	0	6	10	7	4	5	3	35
Females	2	11	20	5	4	6	2	50
Physics	1	2	18	14	14	20	8	77
Males	0	1	9	5	5	9	6	35
Females	1	1	9	9	9	11	2	42
Pure Mathematics	1	5	17	21	30	32	9	115
Males	0	3	4	6	13	14	5	45
Females	1	2	13	15	17	18	4	70
Religious Knowledge	2	6	10	6	3	4	4	35
Males	1	3	3	3	3	2	2	17
Females	1	3	7	3	0	2	2	18
Sociology	2	7	13	11	3	7	2	45
Males	0	1	6	2	1	2	0	12
Females	2	6	7	9	2	5	2	33
Systems of Knowledge	0	25	157	22	5	26	20	255
Males	0	6	54	13	4	11	7	95
Females	0	19	103	9	1	15	13	160

*Subjects with no registrations are not included in this Table.

**Table 5.5: September 2009 - Advanced Level Results by Subject and Gender:
Single Subjects (Part 1 of 2)**

Subjects*	A	B	C	D	E	F	Absent	Total
Accounting	0	0	15	4	9	15	12	55
Males	0	0	4	1	2	3	7	17
Females	0	0	11	3	7	12	5	38
Art	0	2	0	0	1	2	0	5
Males	0	0	0	0	0	0	0	0
Females	0	2	0	0	1	2	0	5
Biology	0	0	1	0	0	1	0	2
Males	0	0	0	0	0	1	0	1
Females	0	0	1	0	0	0	0	1
Chemistry	0	0	0	1	1	1	1	4
Males	0	0	0	0	0	0	1	1
Females	0	0	0	1	1	1	0	3
Computing	0	0	3	0	1	3	4	11
Males	0	0	1	0	1	3	2	7
Females	0	0	2	0	0	0	2	4
Economics	0	1	0	0	0	0	1	2
Males	0	1	0	0	0	0	1	2
Females	0	0	0	0	0	0	0	0
Engineering Drawing	0	0	0	0	0	1	1	2
Males	0	0	0	0	0	0	1	1
Females	0	0	0	0	0	1	0	1
English	0	0	2	10	6	7	2	27
Males	0	0	1	2	0	3	1	7
Females	0	0	1	8	6	4	1	20
Geography	0	0	1	0	0	0	0	1
Males	0	0	0	0	0	0	0	0
Females	0	0	1	0	0	0	0	1
German	0	0	0	0	1	0	1	2
Males	0	0	0	0	0	0	0	0
Females	0	0	0	0	1	0	1	2
Graphical Comm.	0	0	1	0	0	0	0	1
Males	0	0	1	0	0	0	0	1
Females	0	0	0	0	0	0	0	0
History	0	0	0	0	0	0	1	1
Males	0	0	0	0	0	0	0	0
Females	0	0	0	0	0	0	1	1
Home Economics & Human Ecology	0	0	0	1	0	1	1	3
Males	0	0	0	0	0	0	0	0
Females	0	0	0	1	0	1	1	3
Information Technology	0	0	1	1	0	0	0	2
Males	0	0	1	0	0	0	0	1
Females	0	0	0	1	0	0	0	1
Italian	0	0	1	1	2	2	2	8
Males	0	0	0	1	1	0	1	3
Females	0	0	1	0	1	2	1	5

* Subjects with no registrations are not included in this table.

**Table 5.5: September 2009 - Advanced Level Results by Subject and Gender:
Single Subjects (Part 2 of 2)**

Subjects*	A	B	C	D	E	F	Absent	Total
Maltese	0	3	0	1	4	4	3	15
Males	0	2	0	0	2	0	0	4
Females	0	1	0	1	2	4	3	11
Marketing	0	1	2	1	1	0	4	9
Males	0	0	1	0	0	0	1	2
Females	0	1	1	1	1	0	3	7
Philosophy	0	0	0	1	0	4	0	5
Males	0	0	0	0	0	3	0	3
Females	0	0	0	1	0	1	0	2
Physics	0	1	1	2	2	1	1	8
Males	0	1	0	2	2	0	1	6
Females	0	0	1	0	0	1	0	2
Pure Mathematics	0	1	0	1	1	9	6	18
Males	0	0	0	0	0	7	5	12
Females	0	1	0	1	1	2	1	6
Religion	0	0	2	2	1	0	0	5
Males	0	0	1	2	1	0	0	4
Females	0	0	1	0	0	0	0	1
Sociology	0	1	1	0	1	2	2	7
Males	0	0	0	0	1	2	0	3
Females	0	1	1	0	0	0	2	4

* Subjects with no registrations are not included in this table.

**Table 5.6: September 2009 - Intermediate Level Results by Subject and Gender:
Single Subjects (Part 1 of 1)**

Subjects*	A	B	C	D	E	F	Absent	Total
Accounting	0	0	1	0	0	0	0	1
Males	0	0	1	0	0	0	0	1
Females	0	0	0	0	0	0	0	0
Arabic	0	0	0	0	0	1	0	1
Males	0	0	0	0	0	0	0	0
Females	0	0	0	0	0	1	0	1
Biology	0	0	0	0	0	1	0	1
Males	0	0	0	0	0	0	0	0
Females	0	0	0	0	0	1	0	1
English	0	1	1	1	1	4	0	8
Males	0	1	0	1	1	1	0	4
Females	0	0	1	0	0	3	0	4
Maltese	0	1	1	1	2	0	0	5
Males	0	1	0	1	0	0	0	2
Females	0	0	1	0	2	0	0	3
Marketing	0	0	0	0	1	0	0	1
Males	0	0	0	0	0	0	0	0
Females	0	0	0	0	1	0	0	1
Physics	0	0	0	0	1	0	1	2
Males	0	0	0	0	0	0	1	1
Females	0	0	0	0	1	0	0	1
Pure Mathematics	0	0	3	1	1	0	0	5
Males	0	0	0	1	0	0	0	1
Females	0	0	3	0	1	0	0	4
Religious Knowledge	0	0	0	0	0	0	1	1
Males	0	0	0	0	0	0	0	0
Females	0	0	0	0	0	0	1	1

* Subjects with no registrations are not included in this table.

Table 5.7 below presents information on the outcome of the requests for a Revision of Papers made for the different subjects at Advanced and Intermediate levels after the September 2009 results were issued.

Table 5.7: September 2009 - Outcomes of Requests for Revision of Papers*

Subject	Advanced Level				Intermediate Level			
	Registered	Requested	%	Upgraded	Registered	Requested	%	Upgraded
Accounts	126	3	2.4	0	11	1	9.1	0
Art	24	1	4.2	1	-	-	-	-
Biology	72	4	5.6	0	37	2	5.4	0
Chemistry	108	16	14.8	0	9	1	11.1	0
English	80	6	7.5	0	223	21	9.4	0
Environ. Science	0	0	0.0	0	61	3	4.9	1
French	15	3	20.0	0	-	-	-	-
Geography	6	1	16.7	0	-	-	-	-
German	4	1	25.0	0	-	-	-	-
History	10	1	10.0	0	-	-	-	-
Information Technology	10	2	20.0	0	-	-	-	-
Italian	47	1	2.1	0	-	-	-	-
Maltese	46	3	6.5	0	45	3	6.7	0
Philosophy	25	2	8.0	0	87	1	1.1	0
Physics	0	0	0.0	0	84	1	1.2	0
Pure Mathematics	165	10	6.1	0	122	5	4.1	0
Religious Knowledge	17	1	5.9	1	37	1	2.7	0
Sociology	49	3	6.1	0	-	-	-	-
Systems of Knowledge	-	-	-	-	258	2	0.8	0
Total	881	58	6.6	2	981	41	4.2	1

*The number of registrations and requests for revision of papers from all candidates are included.

Table 5.7 shows that at Advanced level, only two out of the 58 requests for a Revision of Papers had the grade revised. At Intermediate level, one of the 41 requests for a Revision of Papers had a grade revised.

The following set of tables present data related to the overall Matriculation Certificate grades awarded after the supplementary examination session of September 2009. The information in Tables 5.8 and 5.9 includes all the 2009 candidates whereas Tables 5.10 focuses on the 1991 cohort, that is, those candidates who turned eighteen in 2009. Table 5.11 focuses on the Narrowly Failed candidates from 2007-8.

**Table 5.8: September 2009
Matriculation Certificate Distribution of Grades**

	Males	Females	Total
A	3	6	9
B	38	58	96
C	170	327	497
Passed	211	391	602
Narrowly Failed	56	92	148
Fail	164	190	354
Total	431	673	1104

The data in Table 5.9 shows that 54.5% of the candidates (49.0% of males and 58.1% of females) who sat for the Supplementary session in September 2009 managed to get a pass in the Matriculation Certificate. Overall, 0.8% of the candidates obtained Grade A, 8.7% obtained Grade B and 45.0% obtained Grade C. There were 13.4% of the candidates who were classified as Narrowly Failed.

**Table 5.9: Failed/Missing Component/s
of Narrowly Failed Candidates in September 2009**

Missing Component/s	Males	Females	Total
Group 1 only	14	9	23
Group 2 only	0	1	1
Group 3 only	14	27	41
Systems of Knowledge	2	2	4
Total: One Missing Component	30	39	69
Passed – not enough points	26	53	79
Total	56	92	148

Table 5.9 gives a detailed breakdown of the failed/missing components of the candidates who were classified as Narrowly Failed. Many of the candidates who had one missing component either did not obtain a pass in a Group 1 or a Group 3 subject.

**Table 5.10: September 2009 - Matriculation Certificate
Distribution of Grades: 1991 Cohort**

	Males	Females	Total
A	2	6	8
B	30	52	82
C	117	233	350
Passed	149	291	440
Narrowly Failed	30	59	89
Fail	92	125	217
Total	271	475	746

The data in Table 5.10 show that 59.0% of the candidates (55.0% of males and 61.3% of females) born in 1991 who sat for the Supplementary session were awarded a pass in the Matriculation Certificate after the September 2009 examination session. Overall, 1.1% of these candidates obtained Grade A, 11.0% obtained Grade B and 46.9% obtained Grade C. There were 11.9% of the 1991 candidates who were classified as Narrowly Failed after this session.

**Table 5.11: September 2009 - Results of
Narrowly Failed Candidates (2007-2008)**

	Males	Females	Total
Narrowly Failed in 2007 & 2008	17	14	31
Applied in May 2009	4	3	7
Passed in May 2009	1	1	2
Still Narrowly Failed after May 2009	3	2	5
Applied in September 2009	2	1	3
September 2009 Results			
Grade A	0	0	0
Grade B	0	0	0
Grade C	2	1	3
Passes in September 2009	2	1	3
Not awarded Certificate in 2009	0	0	0
Narrowly Failed in 2008	62	88	150
Applied in May 2009	41	63	104
Passed in May 2009	33	41	74
Still Narrowly Failed after May 2009	8	22	30
Applied in September 2009	11	16	27
September 2009 Results			
Grade A	0	0	0
Grade B	1	1	2
Grade C	7	7	14
Passes in September 2009	8	8	16
Not awarded Certificate in 2009	3	8	11

Table 5.11 shows that three of the 2007 Narrowly Failed candidates managed to obtain the Matriculation Certificate in September 2009. There were 74 of the 2008 Narrowly Failed Candidates who were awarded the Matriculation Certificate in September 2009. A further eleven remained Narrowly Failed after the September 2009 session. These candidates have the opportunity to complete the Matriculation Certificate in 2010.

The following tables present the distribution of the overall grades in the Matriculation Certificate obtained by candidates in 2009 after considering the results of the May and September sessions. Table 5.12 shows the grades obtained by all Matriculation Certificate candidates and Table 5.13 shows the grades obtained by the 1991 cohort of candidates.

Table 5.12: Matriculation Certificate Distribution of Grades in the May and September 2009 Sessions

Grade	Males	Females	Total
A	114	123	237
B	177	320	497
C	304	539	843
Passes	595	982	1577
N	66	100	166
Not awarded	328	368	696
Total	989	1450	2439

Table 5.13: Matriculation Certificate Distribution of Grades of the 1991 Cohort in the May and September 2009 Sessions

Grade	Males	Females	Total
A	112	116	228
B	157	298	455
C	208	392	600
Passes	477	806	1283
N	35	64	99
Not awarded	172	231	403
Total	684	1101	1785

In 2009, a total of 1577 out of 2439 candidates (64.7%) obtained a pass in the Matriculation Certificate. The pass rate for females was higher than the pass rate for males: 67.7 % (982 out of 1450) and 60.2 % (595 out of 989) respectively.

The analysis on the 1991 cohort shows that 71.9% of the candidates born in that year (1283 out of 1,785) obtained the Matriculation Certificate in 2009. This means that 24.2% of the infants born in 1991 (1,283 out of 5,302) obtained the obligatory entry requirements for University in 2009. There was a gender imbalance in this figure in favour of females: while 31.0% of females born in 1991 (806 out of 2,598) obtained the Matriculation Certificate in 2009, only 17.6% of males born in the same year (477 out of 2,704) obtained the same qualification.

The following tables indicate the percentage passes in the different subjects in 2009. Table 5.14 presents the data for the Advanced level subjects. Data for the candidates taking the Matriculation Certificate and those sitting for particular subjects as single subjects are presented separately although the overall pass rate is also given for each subject. Table 5.15 presents the data for the Intermediate level subjects.

**Table 5.14: Passes in Advanced Level Subjects
in 2009 (Part 1 of 2)**

Subject	Registered	Grades A-E	
		N	%
Accounting	540	401	74.3
Matriculation Certificate	326	293	89.9
Single Subject	214	108	50.5
Applied Mathematics	10	3	30.0
Matriculation Certificate	8	3	37.5
Single Subject	2	0	0.0
Arabic	3	3	100.0
Matriculation Certificate	0	0	0
Single Subject	3	3	100.0
Art	102	77	75.5
Matriculation Certificate	59	49	83.1
Single Subject	43	28	65.1
Biology	662	581	87.8
Matriculation Certificate	594	533	89.7
Single Subject	68	48	70.6
Chemistry	479	367	76.6
Matriculation Certificate	408	316	77.5
Single Subject	71	51	71.8
Computing	223	184	82.5
Matriculation Certificate	182	165	90.7
Single Subject	41	19	46.3
Economics	188	164	87.2
Matriculation Certificate	153	147	96.1
Single Subject	35	17	48.6
Engineering Drawing	8	3	37.5
Matriculation Certificate	2	1	50.0
Single Subject	6	2	33.3
English	568	470	82.7
Matriculation Certificate	382	357	93.5
Single Subject	186	113	60.8
French	108	100	92.6
Matriculation Certificate	97	93	95.9
Single Subject	11	7	63.6
Geography	68	64	94.1
Matriculation Certificate	61	58	95.1
Single Subject	7	6	85.7
German	24	21	87.5
Matriculation Certificate	14	12	85.7
Single Subject	10	9	90.0
Graphical Communication	28	19	67.9
Matriculation Certificate	10	9	90.0
Single Subject	18	10	55.6
History	114	95	83.3
Matriculation Certificate	89	81	91.0
Single Subject	25	14	56.0

**Table 5.14: Passes in Advanced Level Subjects
in 2009 (Part 2 of 2)**

Subject	Registered	Grades A-E	
		N	%
Information Technology	90	84	93.3
Matriculation Certificate	76	72	94.7
Single Subject	14	12	85.7
Italian	288	221	76.7
Matriculation Certificate	215	184	85.6
Single Subject	73	37	50.7
Latin	1	0	0.0
Matriculation Certificate	0	0	0.0
Single Subject	1	0	0.0
Maltese	426	377	88.5
Matriculation Certificate	329	316	96.0
Single Subject	97	61	62.9
Marketing	382	303	79.3
Matriculation Certificate	192	176	91.7
Single Subject	190	127	66.8
Music	15	13	86.7
Matriculation Certificate	11	10	90.9
Single Subject	4	3	75.0
Philosophy	169	126	74.6
Matriculation Certificate	131	111	84.7
Single Subject	38	15	39.5
Physics	538	435	80.9
Matriculation Certificate	478	405	84.7
Single Subject	60	30	50.0
Pure Mathematics	695	476	68.5
Matriculation Certificate	609	450	73.9
Single Subject	86	26	30.2
Religious Knowledge	153	125	81.7
Matriculation Certificate	87	82	94.3
Single Subject	66	43	65.2
Russian	7	5	71.4
Matriculation Certificate	0	0	0.0
Single Subject	7	5	71.4
Sociology	306	248	81.0
Matriculation Certificate	239	219	91.6
Single Subject	67	29	43.3
Spanish	42	38	90.5
Matriculation Certificate	20	20	100.0
Single Subject	22	18	81.8

Table 5.14 shows that in Advanced level subjects, the overall pass rate was:

- *over 90% in six subjects:*
Arabic, French, Geography, Home Economics, Information Technology and Spanish.
- *between 80-89% in eleven subjects:*
Biology, Computing, Economics, English, German, History, Maltese, Music, Physics, Religious Knowledge and Sociology.
- *between 70-79% in seven subjects:*
Accounting, Art, Chemistry, Italian, Marketing, Philosophy and Russian.
- *between 60-69% in two subjects:*
Graphical Communication and Pure Mathematics.
- *between 50-59% in none:*
None.
- *Between 40-49 in none:*
None.
- *Between 30-39% in two subjects:*
Applied Mathematics and Engineering Drawing.

**Table 5.15: Passes in Intermediate Level Subjects
in 2009 (Part 1 of 2)**

Subject	Registered	Grades A-E	
Accounting	147	130	88.4
Matriculation Certificate	143	128	89.5
Single Subject	4	2	50.0
Applied Mathematics	94	72	76.6
Matriculation Certificate	91	70	76.9
Single Subject	3	2	66.7
Arabic	3	2	66.7
Matriculation Certificate	2	2	100.0
Single Subject	1	0	0.0
Art	44	35	79.5
Matriculation Certificate	42	33	78.6
Single Subject	2	2	100.0
Biology	224	180	80.4
Matriculation Certificate	214	174	81.3
Single Subject	10	6	60.0
Chemistry	57	39	68.4
Matriculation Certificate	52	37	71.2
Single Subject	5	2	40.0
Computing	160	139	86.9
Matriculation Certificate	158	138	87.3
Single Subject	2	1	50.0
Economics	82	71	86.6
Matriculation Certificate	81	71	87.7
Single Subject	1	0	0.0
Engineering Drawing & Graph. Comm.	99	70	70.7
Matriculation Certificate	95	70	73.7
Single Subject	4	0	0.0
English	1559	1294	83.0
Matriculation Certificate	1468	1237	84.3
Single Subject	91	57	62.6
Environmental Science	507	429	84.6
Matriculation Certificate	498	424	85.1
Single Subject	9	5	55.6
French	111	99	89.2
Matriculation Certificate	108	98	90.7
Single Subject	3	1	33.3
Geography	115	99	86.1
Matriculation Certificate	113	97	85.8
Single Subject	2	2	100.0
German	32	30	93.8
Matriculation Certificate	30	29	96.7
Single Subject	2	1	50.0
History	65	56	86.2
Matriculation Certificate	65	56	86.2
Single Subject	0	0	00.0
Home Economics & Human Ecology	42	40	95.2
Matriculation Certificate	40	39	97.5
Single Subject	2	1	50.0

**Table 5.15: Passes in Intermediate Level Subjects
in 2009 (page 2 of 2)**

Subject	Registered	Grades A-E	
		N	%
Information Technology	296	275	92.9
Matriculation Certificate	295	275	93.2
Single Subject	1	0	0.0
Italian	192	173	90.1
Matriculation Certificate	180	165	91.7
Single Subject	12	8	66.7
Maltese	642	566	88.2
Matriculation Certificate	605	541	89.4
Single Subject	37	25	67.6
Marketing	272	239	87.9
Matriculation Certificate	261	234	89.7
Single Subject	11	5	45.5
Music	6	6	100.0
Matriculation Certificate	6	6	100.0
Single Subject	0	0	0.0
Philosophy	780	635	81.4
Matriculation Certificate	757	625	82.6
Single Subject	23	10	43.5
Physics	759	606	79.8
Matriculation Certificate	712	572	80.3
Single Subject	47	34	72.3
Pure Mathematics	515	375	72.8
Matriculation Certificate	479	354	73.9
Single Subject	36	21	58.3
Religious Knowledge	403	347	86.1
Matriculation Certificate	383	335	87.5
Single Subject	20	12	60.0
Sociology	439	341	77.7
Matriculation Certificate	430	339	78.8
Single Subject	9	2	22.2
Spanish	9	8	88.9
Matriculation Certificate	9	8	88.9
Single Subject	0	0	0.0
Systems of Knowledge	2443	2180	89.2
Matriculation Certificate	2439	2178	89.3
Single Subject	4	2	50.0

Table 5.14 shows that in Intermediate level subjects, the overall pass rate was:

- *over 90% in five subjects:*
German, Home Economics, Information Technology, Italian, and Music.
- *between 80-89% in sixteen subjects:*
Accounting, Biology, Computing, Economics, English, Environmental Science, French, Geography, History, Home Economics, Maltese, Marketing, Philosophy, Religious Knowledge, Spanish and Systems of Knowledge.
- *between 70-79% in six subjects:*
Applied Mathematics, Chemistry, Engineering Drawing / Graphical Communication, Physics, Pure Mathematics and Sociology.
- *between 60-69% one subject:*
Arabic

SECTION 6.0: GENERAL STATISTICS

This section gives an overview of the general statistics of the Matriculation Certificate from 1997 to 2009. These data allow one to observe the trends that have been developing since this system of examinations was introduced in the Maltese Islands.

Table 6.1 shows the numbers of candidates that have qualified for the Matriculation Certificate annually and by session.

Table 6.1: Candidates qualified for the Matriculation Certification 1997-2009

Year	Candidates	Qualified in May		Qualified in September		Total Qualified	
	N	N	%	N	%	N	%
1997	1309	775	59.2	197	15.0	972	74.3
1998	1630	787	48.3	255	15.6	1042	63.9
1999	1721	878	51.0	238	13.8	1116	64.8
2000	1862	950	51.0	275	14.8	1225	65.8
2001	1981	1043	52.7	247	12.5	1290	65.1
2002	2018	1106	54.8	280	13.9	1386	68.7
2003	2059	1089	52.9	306	14.9	1395	67.8
2004	2233	1063	47.6	319	14.3	1382	61.9
2005	2455	1136	46.3	333	13.6	1469	59.8
2006	2550	1297	50.9	259	10.2	1556	61.0
2007	2532	1169	46.2	426	16.8	1595	63.0
2008	2356	1086	46.1	387	16.4	1473	62.5
2009	2439	1231	50.5	346	14.2	1577	64.7

This table shows that the overall percentage pass rate was highest in the first year of operation. Around three fourths of the candidates passed in 1997. For the next four years, the pass rate stabilised around 65%. In the following two years, the pass rate was around 68.0%. In 2004, the pass rate was lower, reaching 61.9%. In 2005, it was the lowest so far, at 59.8%. In 2006, the pass rate increased to 61%. In 2007, the pass rate increased further to 63.0% while in 2008, the pass rate remained at the same level as 2007 and then increased to 64.7% in 2009. It is worth pointing out that on average, around 14% of the candidates have qualified for the Matriculation Certificate because of the Supplementary Session. In 2009, this percentage was average comparatively speaking, reaching 14.2%.

Table 6.2 below gives a breakdown of the statistics concerning the Supplementary session. This table shows how many candidates applied for the September session each year and how their performance in this session affected the overall grade of their certificate.

**Table 6.2: Supplementary Sessions 1997-2009:
Changes in Overall Grade**

Year	Candidates	No Change in Certificate Grade		Upgraded Certificate Grade		Upgraded / Qualified for Certificate		Upgraded / Fail to NF	
		N	%	N	%	N	%	N	%
1997	646	326	50.5	54	8.4	197	30.5	69	10.7
1998	937	509	54.3	46	4.9	255	27.2	127	13.6
1999	836	461	55.1	20	2.4	238	28.5	117	14.0
2000	914	482	52.7	40	4.4	275	30.1	117	12.8
2001	1016	587	57.8	46	4.5	247	24.3	136	13.4
2002	970	538	55.5	53	5.5	280	28.9	99	10.2
2003	1006	527	52.4	45	4.5	306	30.4	128	12.7
2004	1151	633	55.0	35	3.0	319	27.7	164	14.3
2005	1310	730	55.7	77	5.9	333	25.4	170	13.0
2006	1195	734	61.4	40	3.3	259	21.7	162	13.6
2007	1232	621	50.4	54	4.4	426	34.6	131	10.6
2008	1061	506	47.7	39	3.7	387	36.5	129	12.2
2009	1104	572	51.8	38	3.4	346	31.3	148	13.4

Over the years, around half of the candidates who applied for the Supplementary session did not improve the grade of their certificate after sitting the September session. A relatively small number of candidates who had already obtained an overall pass in May improved their grade after the September session. This subgroup has generally been less than 5%. Each year, around a third of the candidates upgrade their overall grade in September and consequently qualify for the Matriculation Certificate. Also, each year, between 10% and 14% of the candidates are classified as Narrowly Failed (N) after the Supplementary session.

Table 6.3 gives a detailed breakdown of the four categories presented in the previous Table.

**Table 6.3: Supplementary Sessions 1997-2009:
Details of Changes in Overall Grade**

	1997	1998	1999	2000	2001	2002	2003	2004	2005	2006	2007	2008	2009
Registered Candidates	646	937	836	914	1016	970	1006	1151	1310	1195	1232	1061	1104
No Change in Grade	326 50.5%	509 54.3%	461 55.1%	482 52.7%	587 57.8%	538 55.5%	527 52.4%	633 55%	730 56%	734 61.4%	621 50.4%	506 47.7%	572 51.8
A → A	10	3	3	4	3	2	2	0	5	3	2	1	3
B → B	20	33	31	28	40	47	37	35	47	48	27	23	24
C → C	105	168	119	158	208	194	199	201	219	248	193	145	191
F → F	191	305	308	292	336	295	289	397	459	435	399	337	354
Upgraded	54 8.4%	46 4.9%	20 2.4%	40 4.4%	46 4.5%	53 5.5%	45 4.5%	35 3.0%	77 5.9%	40 3.3%	54 4.4%	39 3.7%	38 3.4
B → A	14	7	3	3	7	3	8	8	6	4	7	2	2
C → A	0	0	1	1	0	0	1	0	0	0	0	0	1
C → B	40	39	16	36	39	5	36	27	71	36	47	37	35
Upgraded/Qualified for Certificate	197 30.5%	255 27.2%	238 28.5%	275 30.1%	247 24.3%	280 29.0%	306 30.4%	319 27.7%	333 25.4%	259 21.7%	426 34.6%	387 36.5%	346 31.3
F → A	4	1	3	7	2	3	3	1	4	1	7	8	3
F → B	25	29	24	35	35	38	27	36	39	25	34	54	37
F → C	168	225	211	233	210	240	276	282	290	233	385	325	306
Upgraded to Narrowly Failed	69 10.7%	127 13.6%	117 14.0%	117 12.8%	136 13.4%	99 10.2%	128 12.7%	164 14.3%	170 13%	162 13.6%	131 10.6%	129 12.2%	148 13.4
F → N	69	127	117	117	136	99	128	164	170	162	131	129	148

This table shows that over the years Grade C has featured prominently in the different categories. Among those candidates who had no change in grade after the September session, the largest category (among those who had passed) remained with a Grade C. Amongst the candidates who had passed in May and improved their overall grade in September, the largest category has always been from Grade C to Grade B. Furthermore, among the candidates who upgraded their overall grade from a Fail to a Pass, by far the largest category upgraded to a Grade C. It is interesting to note that the trends in the Matriculation Certificate results have remained stable over the past years.

SECTION 7.0: CONCLUSION

This report has been produced with the intention of providing valid and reliable information about various aspects of the 2009 Matriculation Certificate examination. The emphasis is on both the presentation of the information as well as on important analyses that are possible as a result of this information. The report also makes it possible for individuals and institutions to carry out further analyses on the data presented. This report may also be used as a basis of an evaluation of the Matriculation Certificate system of examinations that has been in operation for thirteen years to date.

Comments on this report and recommendations on improving this or similar documents published by the MATSEC Support Unit are welcome. These are to be sent to matsec@um.edu.mt.

APPENDICES