

FOREWORD

The present report focuses on the registration and results of candidates for the Matriculation Certificate examination and for examinations in single subjects at Advanced and Intermediate levels held in the main session in May/June and the supplementary session held in September 2011. The main purpose of the report is to present statistical data which can be of use by various stakeholders, including students, tutors, parents, guidance officers, and other educators. Data is given by subject and gender and only a limited analysis of the data is carried out, mainly by highlighting gender differences, which continue to be an intriguing feature of the Maltese educational system. These differences have appeared consistently at Matriculation and SEC levels and have also been noted recently at other levels of the system in international reports on the TIMSS 2007 and the PISA 2009 surveys in which Malta has participated. Registration data is also presented by locality, which throw some light on sociological aspects of education at the post-secondary and higher education levels.

In 2011, there were 2367 candidates for the Matriculation Certificate and 1252 candidates for single subject examinations at Advanced and Intermediate levels. The overall pass rate for the Matriculation Certificate was 65.4%, which was appreciably higher than the average pass rate of 62.3% in the past seven years. When only the 1662 candidates of the 18-year-old cohort are considered, the pass rate was 74.4% with a gender imbalance in favour of females. Indeed, using the number of births in 1993 as a measure of the 18-year-old population in 2011, it is estimated that 24.0% of all females as against 18.9% of all males obtained the Matriculation Certificate, which is required for admission to degree and diploma courses at the University of Malta. Other candidates obtained passes in Advanced and Intermediate level subjects which could be used for other purposes.

This report also presents tables which show trends in registrations and pass rates in May and September since 1997, when the Matriculation Certificate examination was held for the first time. Detailed data on the results achieved in supplementary session show how this session affects the overall pass rate and the number of candidates who are classified as narrowly failed. Information is also provided about the number of candidates requesting access arrangements at this level and about administrative matters concerning the conduct of the examinations.

In conclusion, I would like to thank the many persons, including all the staff at the MATSEC Support Unit, the examiners, and the Examinations Department on whose effort and dedication we depend for the smooth running of the examinations. Other persons deserve a special thanks, including Mr Leander Borg, Ms Margaret Borg and Mr Martin Micallef who retrieved the information from the computer database, Ms Joanne Grech who typed the tables, and Ms Bernice Cutajar and Ms Ramona Darmanin who checked the data.

Prof Frank Ventura
Chairman
MATSEC Examinations Board
April 2012

MATSEC EXAMINATIONS BOARD

**MATRICULATION CERTIFICATE
EXAMINATIONS 2011**

**MATSEC SUPPORT UNIT
UNIVERSITY OF MALTA**

APRIL 2012

LIST OF CONTENTS

Executive Summary	i
1.0 Introduction	1
1.1 Background	1
1.2 Administrative Information	3
1.3 Requests for Special Arrangements	4
1.4 The Examination Centres	5
1.5 Oral Examinations	5
1.6 Coursework	6
1.7 Practical Examinations	7
1.8 Revision of Papers	7
1.9 Examiners' Reports	7
2.0 May 2011 Registrations	8
3.0 May 2011 Results	22
4.0 September 2011 Registrations	39
5.0 September 2011 Results	43
6.0 General Statistics	64
7.0 Conclusion	66
Appendices	
A: Regulations	68
B: Time-tables	75
C: Registration Forms	78
D: Application Form for Revision of Papers	85
E: Special Arrangements Form	86

LIST OF TABLES

Table 1.1	Registrations for Matriculation Certificate 1997-2011	2
Table 1.2	Registrations for Single Subjects 1997-2011	2
Table 1.3	Oral Examinations – Advanced Level	5
Table 1.4	Oral Examinations – Intermediate Level	5
Table 1.5	Examiners used for Orals of Advanced Level Examinations	6
Table 1.6	Examiners used for Orals of Intermediate Level Examinations	6
Table 1.7	Practical Examinations – Advanced Level	7
Table 2.1	2011 Matriculation Certificate Registrations by Year of Birth and Gender	8
Table 2.2	2011 Single Subjects Registrations by Year of Birth and Gender	8
Table 2.3	May 2011 Matriculation Certificate Registrations by Subject and Gender	9
Table 2.4	May 2011 Advanced Single Subjects Registrations by Subject and Gender	15
Table 2.5	May 2011 Intermediate Single Subjects Registrations by Subject and Gender	16
Table 2.6	May 2011 Registrations of Requests for Access Arrangements by Subject	16
Table 2.7	May 2011 Registrations of Requests for Access Arrangements by Subject	17
Table 2.8	May 2011 Registrations of Matriculation Certificate Candidates by Region and Locality in Malta	18
Table 2.9	May 2011 Registrations of Matriculation Certificate Candidates by Locality in Gozo	20
Table 2.10	May 2011 Registrations for Revision of Papers	21
Table 3.1	May 2011 Advanced Level Results by Subject and Gender: All Candidates	23
Table 3.2	May 2011 Intermediate Level Results by Subject and Gender: All Candidates	25
Table 3.3	May 2011 Advanced Level Results by Subject and Gender: Matriculation Certificate	27
Table 3.4	May 2011 Intermediate Level Results by Subject and Gender: Matriculation Certificate	29
Table 3.5	May 2011 Advanced Level Results by Subject and Gender: Single Subjects	31
Table 3.6	May 2011 Intermediate Level Results by Subject and Gender: Single Subjects	33
Table 3.7	May 2011 Outcomes of Requests for Revision of Papers	35
Table 3.8	May 2011 Matriculation Certificate Distribution of Grades	36
Table 3.9	May 2011 Failed/Missing Component/s in Matriculation Certificate	36
Table 3.10	May 2011 Matriculation Certificate Distribution of Grades: 1991 Cohort	38
Table 3.11	May 2011 Results of the Narrowly Failed Candidates (2008 and 2009)	38
Table 4.1	September 2011 Registrations by Matriculation Certificate Grades obtained in May 2011	39
Table 4.2	September 2011 Matriculation Certificate Registrations by Subject and Gender	40

LIST OF TABLES (cont.)

Table 4.3	September 2011 Single Subjects Advanced Registrations by Subject and Gender	41
Table 4.4	September 2011 Single Subjects Intermediate Registrations by Subject and Gender	41
Table 4.5	September 2011 Registrations for Revision of Papers	42
Table 5.1	September 2011 Advanced Level Results by Subject and Gender: All Candidates	43
Table 5.2	September 2011 Intermediate Level Results by Subject and Gender: All Candidates	45
Table 5.3	September 2011 Advanced Level Results by Subject and Gender: Matriculation Certificate	47
Table 5.4	September 2011 Intermediate Level Results by Subject and Gender: Matriculation Certificate	49
Table 5.5	September 2011 Advanced Level Results by Subject and Gender: Single Subjects	51
Table 5.6	September 2011 Intermediate Level Results by Subject and Gender: Single Subjects	53
Table 5.7	September 2011 Outcomes of Requests for Revision of Papers	54
Table 5.8	September 2011 Matriculation Certificate Distribution of Grades	55
Table 5.9	Failed/Missing Component/s of Narrowly Failed Candidates in September 2011	55
Table 5.10	September 2011 Matriculation Certificate Distribution of Grades: 1993 Cohort	56
Table 5.11	September 2009 Results of Narrowly Failed Candidates (2008-2009)	56
Table 5.12	Matriculation Certificate Distribution of Grades in the May and September 2011 Sessions	57
Table 5.13	Matriculation Certificate Distribution of Grades of the 1993 Cohort in the May and September 2011 Sessions	57
Table 5.14	Passes in Advanced Level Subjects in 2011	58
Table 5.15	Passes in Intermediate Level Subjects in 2011	61
Table 6.1	Candidates qualified for the Matriculation Certification 1997-2011	64
Table 6.2	Supplementary Sessions 1997-2011: Changes in Overall Grade	64
Table 6.3	Supplementary Sessions 1997-2011: Details of Changes in Overall Grade	65

LIST OF FIGURES

Figure 1	AM Registration by Gender: Group 1	10
Figure 2	AM Registration by Gender: Group 2	10
Figure 3	AM Registration by Gender: Group 3	11
Figure 4	AM Registration by Gender: Group 4	11
Figure 5	IM Registration by Gender: Group 1	12
Figure 6	IM Registration by Gender: Group 2	12
Figure 7	IM Registration by Gender: Group 3	13
Figure 8	IM Registration by Gender: Group 4	13
Figure 9	Distribution of Grade Points: May 2011	37
Figure 10	Distribution of Grade Points by Gender: May 2011	37

EXECUTIVE SUMMARY

This document reports on the Matriculation Certificate examinations of 2011 as well as the single subjects offered at Advanced and Intermediate Matriculation level in the same year. Candidates of the 1993 cohort and Narrowly Failed candidates from the previous two years are included as separate subgroups. This report gives an overview of the administration aspect of the examinations and then presents the registration and results data of the main session in May and the supplementary session in September. It also presents general statistics from the May and September sessions which have taken place between 1997 – 2011, to indicate the trends that have been developing since the Matriculation Certificate examinations were introduced in the Maltese Islands.

May 2011 Registrations

Matriculation Certificate

In total, 2,367 candidates registered for the examination of the May 2011 session: 1002 males and 1,365 females. There were 2105 candidates from Malta (890 males and 1215 females) and 262 candidates from Gozo (112 males and 150 females).

In 2011, the largest number of registrations (70.2%) belonged to the 1993 cohort. These are the candidates who turned eighteen in 2011. In total, 32.3% of the infants born in 1993 (N= 5,147) registered for the Matriculation Certificate examinations in 2011. In particular, 25.4% of males (N=2,679) and 39.8% of females (N=2,468) born in 1993 registered for these examinations in this year.

In 2011, females outnumbered males in the registrations of the Matriculation Certificate examination. The relative proportions of males and females that made up the total registrations amounted to 42.3% males and 57.7% females.

At Advanced level, the most popular subjects were Pure Mathematics (594 candidates), Biology (532), Physics (444), and English (409). Subjects with a significantly higher proportion of females included the languages as well as Accounting, Biology, Chemistry, Home Economics, Marketing, Philosophy and Sociology. Males predominated in Advanced level Computing, Physics and Pure Mathematics.

At Intermediate level, the most popular subject was English (1572 candidates). This was followed by Philosophy (783), Physics (758), and Maltese (623). At this level, higher proportions of females than males were observed in Biology, Chemistry, Environmental Science, French, History, Home Economics, Maltese, Philosophy, Physics, Pure Mathematics and Sociology. Males only predominated in three subjects: Computing, Engineering Drawing/Graphical Communication and Geography.

In Malta, the largest numbers of registrations came from the Northern Harbour region.

Single Subjects

Since 2009, candidates could register for single subjects at both Advanced and Intermediate Matriculation levels. There were 1,252 candidates who registered for Single Subjects at Advanced Matriculation and Intermediate level: 475 males and 777 females.

The most popular Advanced level single subjects were Accounting (190 candidates), English (128 candidates) and Marketing (157 candidates). The most popular Intermediate level single subjects were English (168 candidates), Philosophy (40 candidates), Pure Mathematics (39 candidates) and Physics (63 candidates).

May 2011 Results

Matriculation Certificate

The results for all candidates show the distribution of grades overall and for males and females separately. In this session, at Advanced level, no statistically significant gender differences in performance were observed. At Intermediate level, the only significant gender difference in performance occurred in Information Technology where the chi square test showed a significant difference in favour of males ($\chi^2 = 11.242$, $p=0.047$).

The May 2011 results showed that 51.5% of the May 2011 candidates (50.1% of males and 52.5% of females) were awarded a pass in the Matriculation Certificate after the main examination session. Overall, 8.3% of the candidates obtained Grade A, 18.1% obtained Grade B and 25.1% obtained Grade C. This year, a larger proportion of males obtained Grade A (8.5% of males compared to 8.2% of females) while more females obtained Grade B (18.8% of females compared to 17.3% of males) and Grade C (25.6% of females compared to 24.4% of males).

The overall percentages of requests for revision of papers averaged 7.4% for subjects at Advanced level and 4.0% for subjects at Intermediate level. At Advanced level, 16 out of the 455 requests for a revision of papers had their grade revised. At Intermediate level, 12 out of the 402 requests resulted in a higher grade.

September 2011 Registrations

In total, 44.0% of the candidates (44.3% of males and 43.8% of females) who sat for the Matriculation Certificate in May 2011 applied for the supplementary session in September. As expected, the majority of the candidates who applied for the supplementary session were the ones who failed in May (79.9%). In addition, 17.2% of the September candidates had already obtained an overall Grade C in May, 2.6% had obtained a Grade B and three candidates had obtained an overall Grade A.

September 2011 Results

Overall, there were 51.6% of the candidates (54.1% of males and 49.8% of females) who sat for the Supplementary session in September 2011 who managed to get a pass in the Matriculation Certificate. Overall, 1.2% of the candidates obtained Grade A, 8.1% obtained Grade B and 42.3% obtained Grade C. There were 14.1% of the candidates who were classified as Narrowly Failed.

The overall percentages of requests for revision of papers averaged 7.4% for subjects at Advanced level and 6.2% for subjects at Intermediate level. At Advanced level, only two out of the 67 requests for a Revision of Papers had the grade revised. At Intermediate level, one of the 68 requests for a Revision of Papers had the grade revised.

Overall Results

In 2011, there were 65.4% of the candidates (1,547 out of 2,367) who obtained the Matriculation Certificate. There were 51.5% (1,219) who qualified in the May session and 13.9% (328) who qualified in the September session.

The analysis on the 1993 cohort shows that 74.4% of the candidates born in that year (1,236 out of 1,662) obtained the Matriculation Certificate in 2011. This means that 24.0 % of the infants born in 1993 (1,236 out of 5,147) obtained the obligatory entry requirements for University in 2011. There was a gender imbalance in this figure in favour of females: while 29.5% of females born in 1993 (729 out of 2,468) obtained the Matriculation Certificate in 2011, only 18.9 % of males born in the same year (507 out of 2,679) obtained the same qualification.

At Advanced level, when overall passes (Grades A to E) are considered, the range of pass rates in the different subjects varied from over 90% (Arabic, Biology, Engineering Drawing, Graphical Communication, and Home Economics & Human Ecology) to less than 40% (Applied Mathematics).

At Intermediate level, when overall passes (Grades A to E) are considered, the range of pass rates in the different subjects also varied from over 90% (German, Home Economics and Human Ecology, Information Technology, Italian, Maltese and Systems of Knowledge) to less than 60% (Russian).

MATSEC EXAMINATIONS BOARD

MATRICULATION CERTIFICATE 2011

SECTION 1.0: INTRODUCTION

1.1 Background

The Matriculation and Secondary Education Certificate (MATSEC) Board was set up in 1991. It is responsible for external examinations at two levels: (a) the Matriculation Certificate examinations which have replaced the GCE A-levels and (b) the Secondary Education Certificate (SEC) examinations which have replaced the General Certificate of Education Ordinary Level (GCE O-level) offered by English examination boards.

The Matriculation Certificate is based on the International Baccalaureate model that maintains that students develop into more mature individuals if their studies cover both the areas of the Humanities and the Sciences. In the Matriculation Certificate examination, subjects are divided into four groups and students must choose one subject from each of Groups 1, 2 and 3 and any other two subjects. This structure ensures that candidates choose subjects from both the Humanities and the Sciences areas. In addition, all students are obliged to sit for Systems of Knowledge, a pass in which is obligatory in order to be awarded the certificate. In this system of examinations, students study two subjects at Advanced level and another four at Intermediate level, including Systems of Knowledge. Although any of the subjects offered may be chosen, there are some restrictions laid out in the regulations (See Appendix A). The regulations permit candidates to sit for single subjects at Advanced Matriculation and Intermediate level.

The Matriculation Certificate requirements are intended to provide an opportunity for all students finishing post-secondary school education to obtain external certification for the subjects studied at school. The Matriculation Certificate is the obligatory entry requirement into the University of Malta. However, certain Faculties have special course requirements in terms of the subjects needed for admission and the grades that are acceptable for further studies in particular areas. Students already in possession of the Matriculation Certificate have the opportunity to apply for specific subjects at Advanced and Intermediate levels to fulfil special course requirements.

The main session of the examinations is held in May while the supplementary session is held in September. The regulations of these examinations were first published in 1994, and candidates took the examinations for the first time in 1997. To be awarded the Matriculation Certificate, candidates must obtain a pass in at least one of the subjects offered in each of Groups 1, 2 and 3 and Systems of Knowledge in one session (which includes the supplementary session) and gain at least 44 grade points. Grade points are awarded as follows:

For subjects at Advanced Level:

Grade A = 30 grade points
Grade B = 24 grade points
Grade C = 18 grade points
Grade D = 12 grade points
Grade E = 6 grade points

For subjects at Intermediate Level:

Grade A = 10 grade points
Grade B = 8 grade points
Grade C = 6 grade points
Grade D = 4 grade points
Grade E = 2 grade points

The Certificate is awarded with an overall grade A, B, or C on the basis of the candidates' performance in the five subjects and in Systems of Knowledge.

Grade A is awarded to candidates who score between 80 and 100 grade points.

Grade B is awarded to candidates who score between 64 and 78 grade points.

Grade C is awarded to candidates who score between 44 and 62 grade points.

Candidates are allowed to resit a maximum of three subjects in the supplementary session as follows: one subject at Advanced level, one subject at Intermediate level and Systems of Knowledge.

Candidates who narrowly fail to obtain the overall Grade C in the supplementary session are awarded a Grade N. As from 2008, these candidates have the option to resit any one or more subject/s in order to improve their result. They may also opt to drop a subject and replace it by another subject at the same level.

Table 1.1 below shows the numbers of candidates who registered for the Matriculation Certificate examinations during the period 1997 – 2011.

Table 1.1: Registrations for Matriculation Certificate 1997-2011

Year	Males	Females	Total
1997	628	681	1309
1998	756	874	1630
1999	784	937	1721
2000	811	1051	1862
2001	842	1139	1981
2002	869	1149	2018
2003	878	1181	2059
2004	976	1257	2233
2005	1028	1427	2455
2006	1052	1498	2550
2007	1071	1461	2532
2008	995	1361	2356
2009	989	1450	2439
2010	1022	1392	2414
2011	1002	1365	2367

Table 1.2 shows the numbers of candidates who have registered for Single Subjects at Advanced Matriculation level during the period 1997– 2008 and at Advanced and Intermediate level between 2009 and 2011.

Table 1.2: Registrations for Single Subjects 1997-2011

Year	Males	Females	Total
1997	713	760	1473
1998	558	635	1193
1999	610	800	1410
2000	556	671	1227
2001	643	874	1517
2002	586	739	1325
2003	522	733	1255
2004	478	700	1178
2005	471	658	1129
2006	435	649	1084
2007	369	663	1032
2008	411	699	1110
2009	495	784	1279
2010	467	903	1370
2011	475	777	1252

The present document reports on the Matriculation Certificate examinations which took place in 2011. It also presents data on the entries for single subjects at Advanced and Intermediate Matriculation levels in the same year. The report first gives an overview of the administration aspect of the examinations and then presents the registration data and results of the main session in May and the supplementary session in September. It also presents general statistics from the May and September sessions which have taken place between 1997 and 2011 to indicate the trends that have been developing since the Matriculation Certificate system of examinations was introduced in the Maltese Islands.

1.2 Administrative Information

The regulations of the Matriculation Certificate examinations 2011 are presented in Appendix A.

2011 May Session

The timetable for the May session was issued in mid-October 2010 (a copy is available in Appendix B). Registration for the examinations took place between 9th – 20th November 2011 (See Appendix C for a copy of the registration forms). Late applications were received on 6th and 8th January 2011. All applications were received at the Examinations Department, Floriana and the Examinations Centre, Victoria, Gozo. They were processed by the Examinations Department, Floriana. There were 2367 candidates (1002 males and 1365 females) who registered for the Matriculation Certificate examinations of May 2011. In addition, there were 1252 candidates (475 males and 777 females) who registered for single subjects at Advanced and Intermediate Matriculation level.

The written examinations took place between 28th April and 31st May 2011.

The following subjects were offered for examination:

Accounting,	Applied Mathematics,	Arabic,
Art,	Biology,	Chemistry,
Computing,	Economics,	Engineering Drawing**,
Engineering Drawing/Graphical Communication*,	French,	English,
Environmental Science*,	Graphical Communication**	Geography,
German,	Home Economics,	Greek,
History,	Maltese,	Information Technology,
Italian,	Philosophy,	Marketing,
Music,	Religious Knowledge,	Physics,
Pure Mathematics,	Spanish,	Russian,
Sociology,		Systems of Knowledge*.

* Offered at Intermediate Level only.

** Offered at Advanced Level only.

These subjects are grouped as follows:

Group 1:

Arabic, English, French, German, Greek, Italian, Maltese, Russian and Spanish.

Group 2:

Accounting, Economics, Geography, History, Marketing, Philosophy, Religious Knowledge and Sociology.

Group 3:

Applied Mathematics, Biology, Chemistry, Environmental Science, Physics, and Pure Mathematics.

Group 4:

Art, Computing, Engineering Drawing, Engineering Drawing/Graphical Communication, Graphical Communication, Home Economics, Information Technology, Music.

Systems of Knowledge.

The results of these examinations were published on 15th July 2011. In this session, all the Matriculation Certificate and Single Subject candidates applied to receive their results by sms. Registration for the service of a Revision of Papers took place between 25th July and 30th July 2011 at the MATSEC Building, University of Malta. (See Appendix D for a copy of the form).

2011 September Session

The timetable for the September session was issued on the mid-October 2010 (see Appendix B).

Registration for the examinations took place between 25th July and 29th July 2011. All applications were received and processed by the MATSEC Support Unit, University of Malta. There were 1042 candidates who registered for the Matriculation Certificate examinations (444 males and 598 females) and 158 candidates who registered for single subjects at Advanced and Intermediate Matriculation level (58 males and 100 females) for the supplementary session.

The examinations were held between 31st August and 7th September 2011.

All the subjects offered for examination in the May session were offered in the September session.

The results of these examinations were published on 28th September 2011. In this session, 1266 of the Matriculation Certificate and Single Subject candidates registered to receive their result by sms.

Registration for the service of a Revision of Papers took place on 4th October 2011 at the MATSEC Support Unit, University of Malta.

1.3 Requests for Special Arrangements

Requests for Special Arrangements during MATSEC examinations were received during the period of registration. Candidates needed to fill in a special form available from the MATSEC website. This year, there were 158 applications for special arrangements that were considered by the Access Disability Support Committee of the University of Malta.

1.4 The Examination Centres

In Malta, the administration of the examinations in the different centres was the responsibility of the Examinations Department, Floriana.

In Gozo, the administration of the examinations in the different centres was the responsibility of the Examinations Centre, Victoria.

1.5 Oral Examinations

Tables 1.3 and 1.4 show the dates of the oral examinations at Advanced and Intermediate levels.

**Table 1.3: Oral Examinations –
Advanced Level**

Subject	Dates
French	16 th April
German	16 th April
Italian	18 th , 19 th April
Russian	14 th April
Spanish	14 th April

**Table 1.4: Oral Examinations –
Intermediate Level**

Subject	Dates
Arabic	13 th April
English	8 th , 9 th , 11 th , 12 th April
French	7 th April
German	13 th April
Italian	5 th , 6 th April
Maltese	1 st , 2 nd , 4 th April
Russian	13 th April
Spanish	13 th April

In Malta, the oral examinations were held at St Aloysius College, Birkirkara. In Gozo, the examinations were held at the Examinations Centre, Victoria.

Teachers were recruited for the oral examinations on the basis of the recommendation of the Chairperson of the respective subjects.

Tables 1.5 and 1.6 show the numbers of examiners involved in the different subjects at the two levels.

**Table 1.5: Examiners used for Orals
of Advanced Level Examinations**

Subject	Malta	Gozo	Total
Arabic	1	2	3
French	6	1	7
German	2	1	3
Italian	8	2	10
Russian	1	-	1
Spanish	3	1	4
Total	21	7	28

**Table 1.6: Examiners used for Orals
of Intermediate Level Examinations**

Subject	Malta	Gozo	Total
Arabic	-	-	-
English	16	5	21
French	10	1	11
German	2	1	3
Italian	7	1	8
Maltese	10	5	15
Russian	1	-	1
Spanish	1	1	2
Total	47	14	61

1.6 Coursework

There were five subjects at Advanced Level with a coursework component in May 2011. These were: Art, Computing, Geography, Home Economics & Human Ecology and Information Technology. The coursework of private candidates was to be submitted to the Examinations Department, Floriana and the Examinations Centre, Victoria, Gozo by 4th March 2011.

There were four subjects at Intermediate Level with a coursework component in May 2011. These were: Art, Computing, Information Technology and Systems of Knowledge. The coursework of private candidates was to be submitted to the Examinations Department, Floriana and the Examinations Centre, Victoria, Gozo by 4 March 2011.

It is important to note that some candidates were called for an interview in relation to the work presented for the coursework component of the subjects under consideration.

1.7 Practical Examinations

Practical examinations at Advanced Level were held in the following subjects: Art, Biology, Chemistry, Music and Physics. Table 1.7 shows the dates of these examinations:

**Table 1.7: Practical Examinations –
Advanced Level**

Subject	Dates
Biology	5 th June 2011
Chemistry	15 th June 2011
Music	
Physics	8 th June 2011

In Malta, the practical examinations for Biology, Chemistry and Physics were held at the University laboratories and the Gian Frangisk Abela Junior College laboratories. In addition the Stella Maris College laboratories were used for Biology. In Gozo, they were held at the laboratories of Gozo College Boys' Secondary School, Victoria.

In May 2011, the Music practical examination was held at the Music Studies Room, Mediterranean Institute, University of Malta and at the Ministry for Gozo, Victoria, Gozo.

1.8 Revision of Papers

Candidates who are not satisfied with the grade awarded to them in any subject may register for the service of a Revision of Papers. Information about the registration period for this service is posted to the candidates with their result slip. For each subject, an additional examiner is appointed to review the papers of the candidates who ask for a Revision of Papers. A brief report on the performance of the candidate is written in each case. This is forwarded to the candidate. A fee of €34.94 per subject is paid on registration. This fee is refundable in cases where the Board of Examiners recommends a change in the original grade, which can only be an upgrade. In the May 2011 session, there were 455 requests for Revision of Papers at Advanced Level and 402 at Intermediate Level. In the September 2011 session, there were 67 requests for Revision of Papers at Advanced Level and 68 at Intermediate Level.

1.9 Examiners' Reports

For each subject, the Chairperson is required to write an Examiners' Report on the performance of the candidates in the examination. The information for this report is compiled from notes and comments made by the subject markers involved in the process. This report provides statistical data on the grades awarded and gives detailed feedback on the performance of the candidates. These reports, complemented with copies of the respective examination papers, were published after October 2011. They were circulated to all post-secondary schools and to the University Library as well as the Public Libraries in Malta and Gozo.

These reports are available on the MATSEC website <http://www.um.edu.mt/matsec>

SECTION 2.0: MAY 2011 REGISTRATIONS

Table 2.1 presents the numbers of candidates who registered in May 2011 for the Matriculation Certificate by year of birth and gender.

**Table 2.1: Matriculation Certificate Registrations in 2011
by Year of Birth and Gender**

Year	Males	Females	Total
Pre-1990	15	7	22
1990	14	23	37
1991	63	79	142
1992	228	272	500
1993	680	982	1662
1994	2	2	4
Total	1002	1365	2367

In total, there were 2,367 candidates in May 2011: 1002 males and 1,365 females. There were 2105 candidates from Malta (890 males and 1215 females) and 262 candidates from Gozo (112 males and 150 females).

The largest number of registrations (70.2%) belonged to the 1993 cohort. This is the cohort that turned eighteen in 2011. There were 5,147 infants born in 1993 (2,679 males and 2,468 females) in the Maltese Islands. This means that 32.3% of the infants born in 1993 (25.4% of males and 39.8% of females) registered for the Matriculation Certificate examinations in 2011.

Table 2.2 presents the numbers of candidates who registered in May 2011 for single subjects at Advanced and Intermediate Matriculation level by year of birth and gender.

**Table 2.2: Single Subjects Registrations in 2011
by Year of Birth and Gender**

Year	Males	Females	Total
Pre-1990	171	349	520
1990	40	58	98
1991	58	82	140
1992	126	138	264
1993	47	99	146
1994	33	51	84
Total	475	777	1252

Table 2.2 shows that there were 1,252 candidates who registered for single subjects at Advanced and Intermediate Matriculation level in 2011, 475 males and 777 females.

The largest category of registrations for single subjects belonged to the pre-1990 cohort (41.5%). These candidates were over 21 years old when they applied for these examinations. The second largest category of registrations came from the 19-year-olds (21.1%).

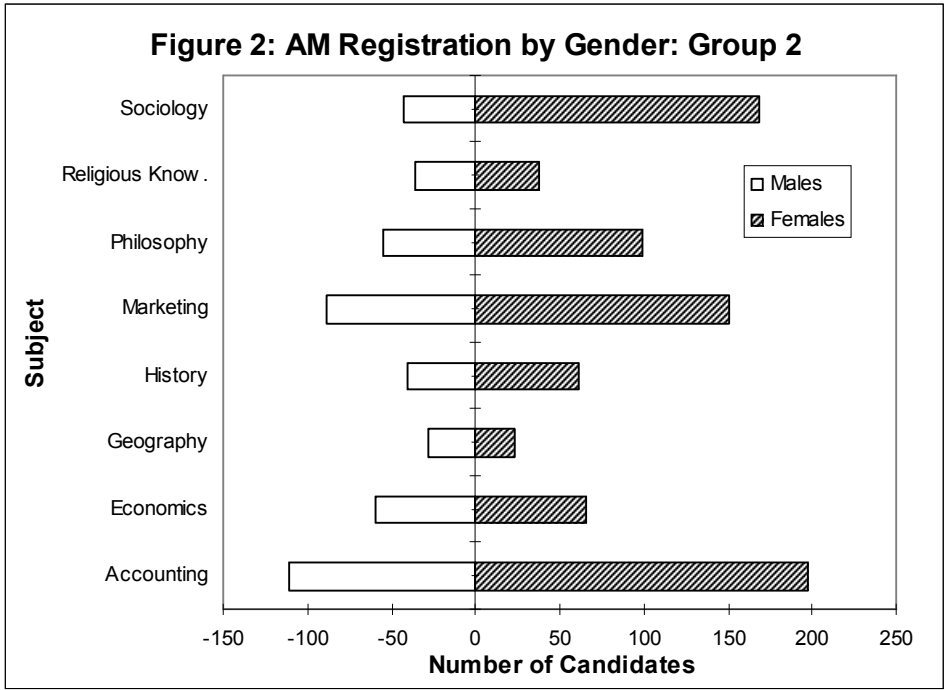
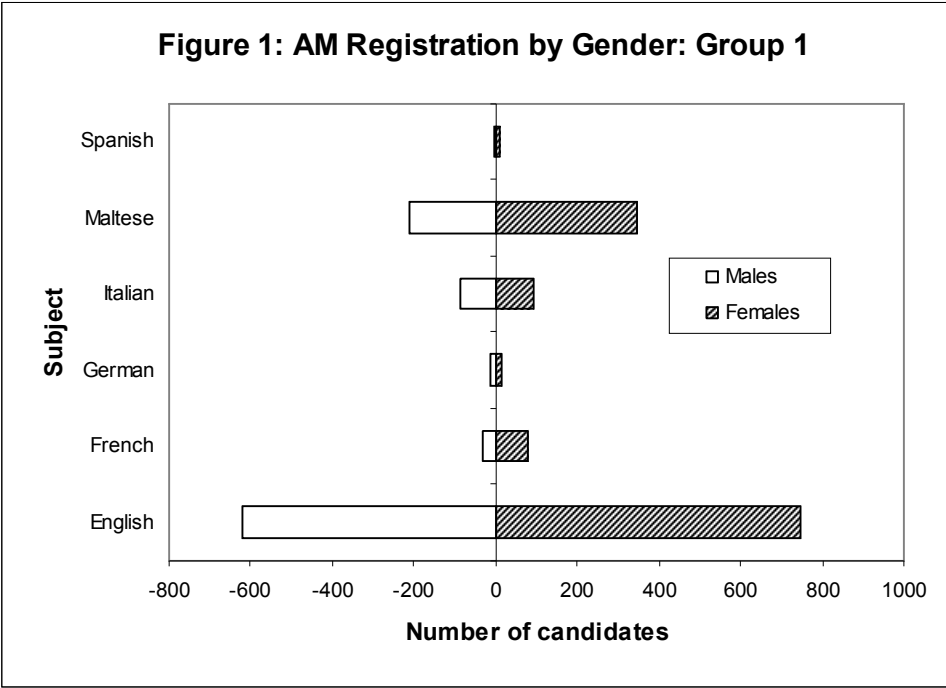
Tables 2.1 and 2.2 show that females outnumbered males both in the Matriculation Certificate and in the Single Subjects Advanced Matriculation examinations. In both cases, the relative proportions of males and females that made up the total registrations were higher for females, 57.7% females versus 42.3% males for the Matriculation Certificate, and 62.1% females versus 37.9% males for the Single Subjects.

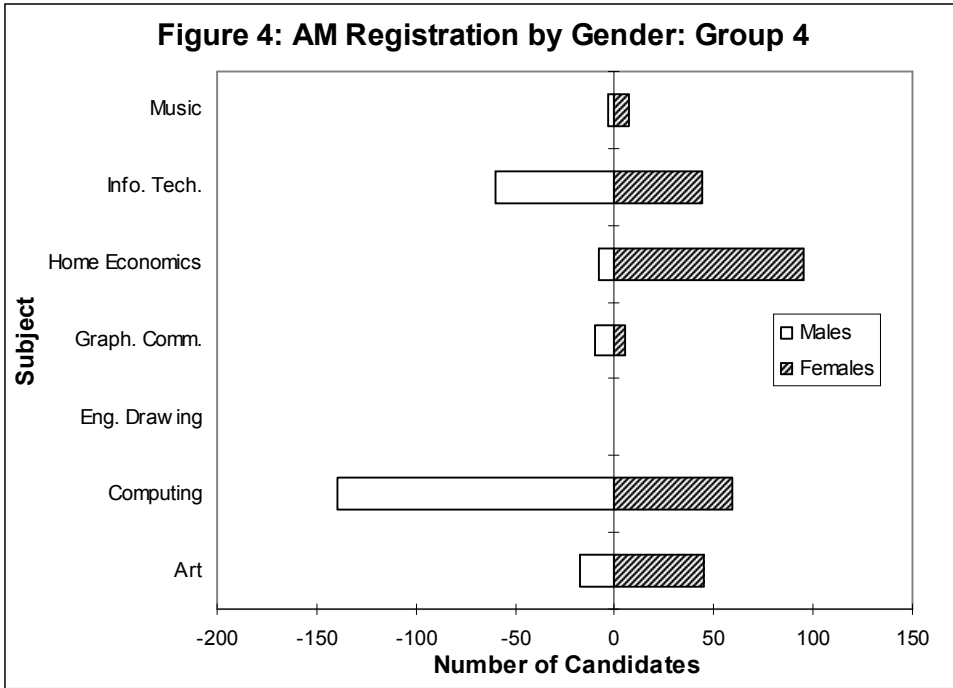
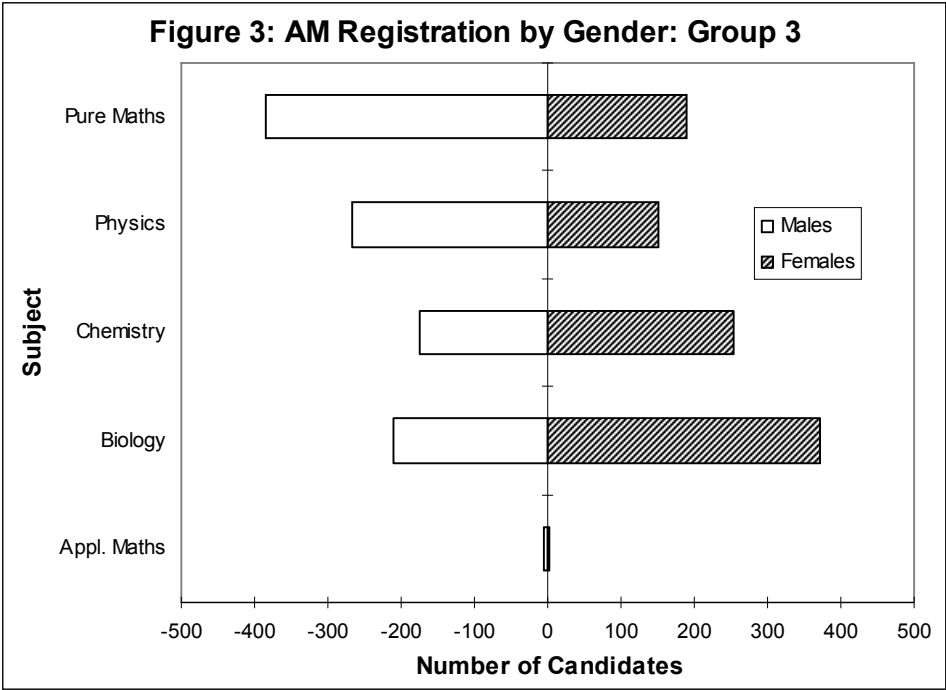
Table 2.3 below provides information on the numbers of candidates, males and females, who applied for the Matriculation Certificate examinations at Advanced and Intermediate levels in the different subjects.

Table 2.3: May 2011 Matriculation Certificate Registrations by Subject and Gender

Subjects	Advanced Level			Intermediate Level		
	Males	Females	Total	Males	Females	Total
Accounting	111	155	266	87	59	146
Applied Mathematics	3	0	3	54	35	89
Art	23	52	75	15	2	57
Biology	189	343	532	48	215	263
Chemistry	174	200	374	17	29	46
Computing	107	69	176	86	41	127
Economics	59	45	104	30	29	59
Engineering Drawing	2	0	2	-	-	-
Engineering Drawing & Graphical Comm.	-	-	-	77	30	107
English	95	314	409	693	879	1572
Environmental Science	-	-	-	169	369	538
French	15	57	72	33	88	121
Geography	28	30	58	69	57	126
German	6	16	22	16	16	29
Graphical Communication	11	4	15	-	-	-
History	40	43	83	35	53	88
Home Economics & Human Ecology	11	126	137	14	69	83
Information Technology	49	45	94	166	117	283
Italian	64	151	215	97	108	205
Maltese	108	259	367	237	386	623
Marketing	89	118	207	134	175	309
Music	2	7	9	0	9	9
Philosophy	55	103	158	325	458	783
Physics	297	147	444	359	399	758
Pure Mathematics	385	209	594	185	290	475
Religious Knowledge	36	67	103	214	266	480
Russian	0	0	0	1	1	2
Sociology	43	151	194	119	270	389
Spanish	2	19	21	4	15	19
Systems of Knowledge	-	-	-	1019	1383	2402

Figures 1-4 and 5-8 that follow, present the numbers of male and female registrations per subject at Advanced and Intermediate levels. Please note that in these figures, AM refers to Advanced level subjects and IM refers to Intermediate level subjects.





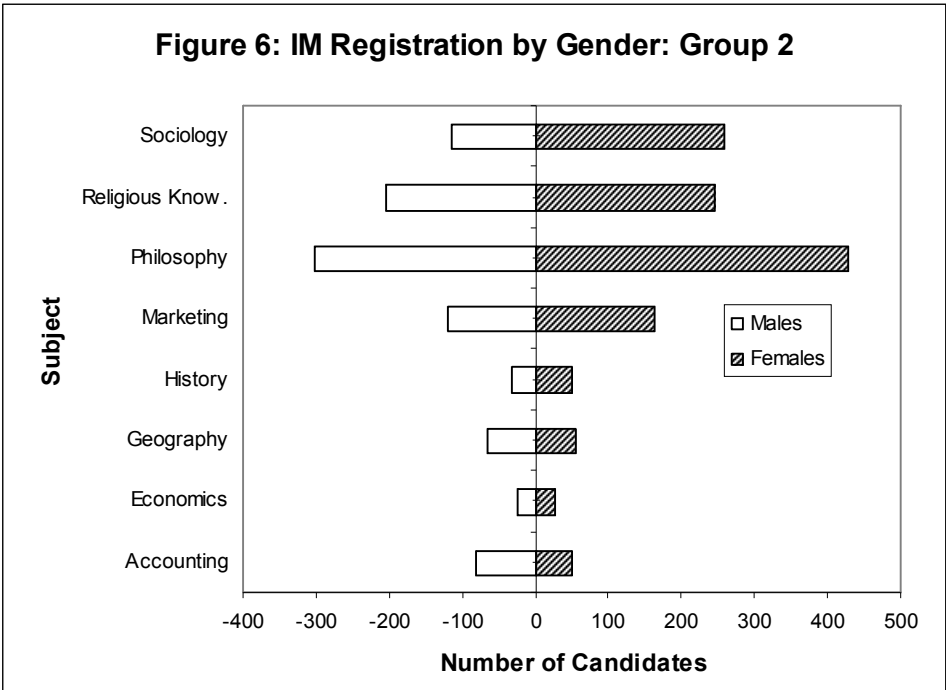
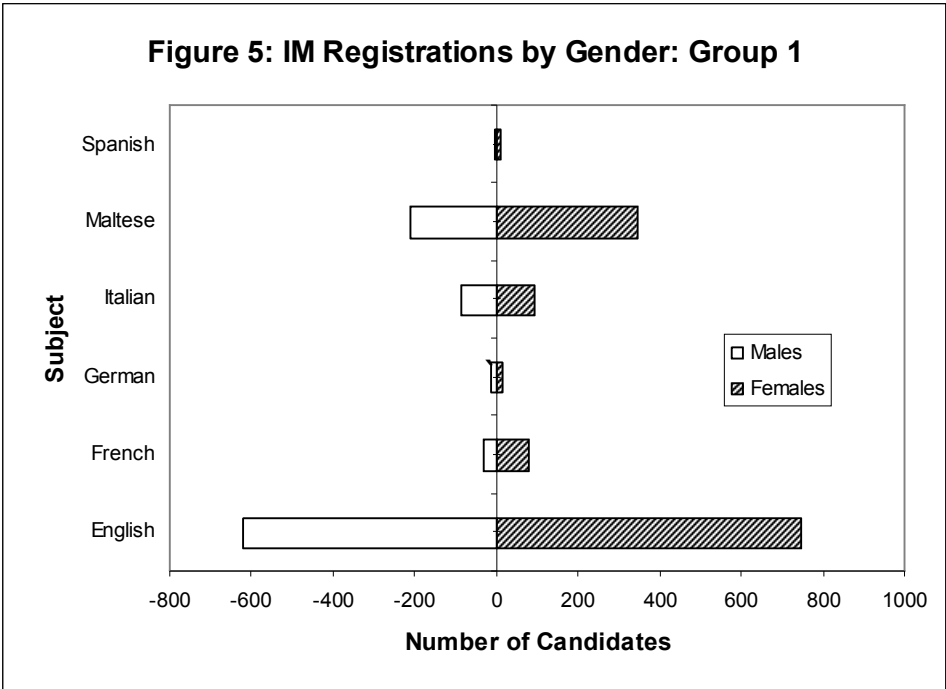


Figure 7: IM Registration by Gender: Group 3

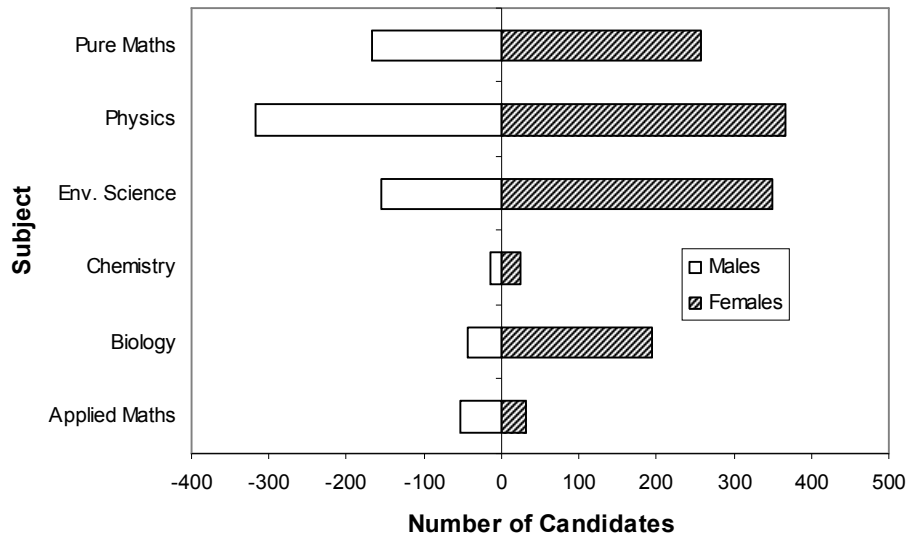
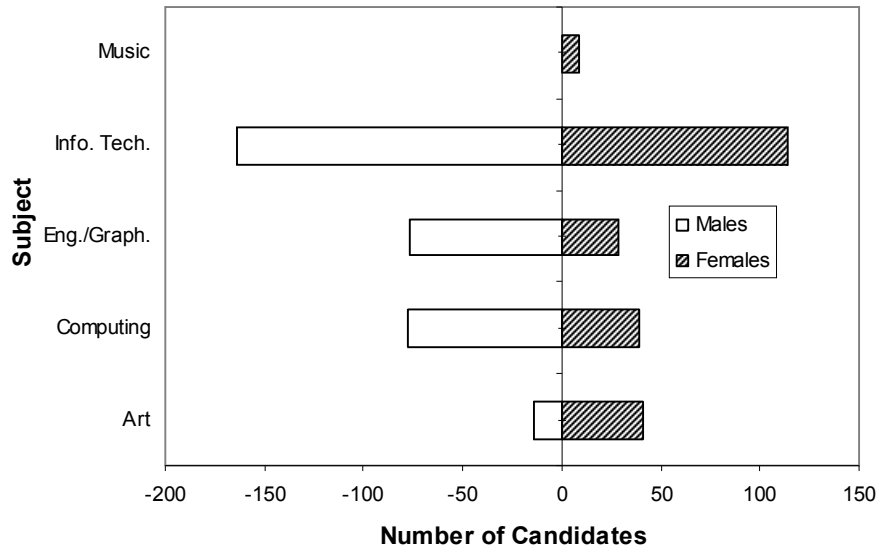


Figure 8: IM Registration by Gender: Group 4



In the Matriculation Certificate, the most popular subjects at Advanced level were Pure Mathematics (594 candidates), Biology (532), Physics (444), and English (409). At Intermediate level, the most popular subject was English (1572 candidates). This was followed by Philosophy (783), Physics (758), and Maltese (623).

At Advanced level, subjects with a significantly higher proportion of females included the languages, Accounting, Biology, Chemistry, Home Economics, Marketing, Philosophy and Sociology. Males predominated in Advanced level Computing, Graphical Communication, Physics and Pure Mathematics.

At Intermediate level, a higher proportion of female than male candidates was observed in Biology, Chemistry, Environmental Science, French, History, Home Economics, Maltese, Philosophy, Physics, Pure Mathematics and Sociology. It is interesting to note that more males than females tended to study Physics and Pure Mathematics at Advanced level, while more females than males tended to study these subjects at Intermediate level. Males only predominated in two subjects at Intermediate level: Computing, Engineering Drawing/Graphical Communication and IT.

In 2011, there were 10 candidates (2 males and 8 females) who were classified as Narrowly Failed (N) in 2009 and applied to sit for one subject in May 2011. Furthermore, there were 129 candidates (51 males and 78 females) who were classified as Narrowly Failed in 2010 and applied to sit for one subject in May 2011. As explained in Section 1.1, these candidates had the option to re-sit any one or more subject/s or opt to drop a subject from their original choice and replace it by another at the same level. These candidates are followed through as a subgroup of the Matriculation Certificate examination in the different sections of this report.

Table 2.4 below provides information on the numbers of candidates, males and females, who applied for single subjects at Advanced Matriculation level in the different subjects. The registration numbers show that in 2011, the most popular Advanced Level single subjects were Accounting (190 candidates), Marketing (157 candidates), and English (128 candidates) as well as Maltese (103) and Biology (100).

As from 2009, candidates could sit for any Intermediate Level subject as a single object. Table 2.5 provides information on numbers of candidates, males and females who applied for single subjects at Intermediate Matriculation level. The registration numbers show that in 2011, the most popular subjects were English (168 candidates), Physics (63 candidates) and Maltese (56).

This year there were 158 candidates who made requests for special arrangements at this level. Table 2.6 shows the presenting conditions of these candidates. It is important to point out that applications by candidates with disability were processed by the Access Disability Support Committee of the University of Malta. This committee decides on appropriate arrangements to enable these candidates to access the examinations. In general, special arrangements included extra time and rest periods, large print, as well as special instructions to examiners of oral components, invigilators and markers.

Table 2.4: May 2011 - Advanced Single Subjects Registrations by Subject and Gender

Subjects	Advanced Level		
	Males	Females	Total
Accounting	55	135	190
Applied Mathematics	5	0	5
Arabic	1	0	1
Art	25	39	64
Biology	48	52	100
Chemistry	46	44	90
Computing	19	9	28
Economics	6	12	18
Engineering Drawing	0	0	0
English	39	89	128
French	4	8	12
Geography	4	3	7
German	1	14	15
Graphical Communication	4	3	7
Greek	0	0	0
History	27	9	36
Home Economics & Human Ecology	0	9	9
Information Technology	15	3	18
Italian	16	33	49
Latin	1	1	2
Maltese	20	83	103
Marketing	66	91	157
Music	2	4	6
Philosophy	18	28	46
Physics	30	20	50
Pure Mathematics	57	21	78
Religious Knowledge	26	52	78
Russian	1	5	6
Sociology	13	31	44
Spanish	3	14	17

Table 2.5: May 2011 - Intermediate Single Subjects Registrations by Subject and Gender

Subjects	Intermediate		
	Males	Females	Total
Accounting	5	7	12
Applied Mathematics	1	2	3
Arabic	0	0	0
Art	1	1	2
Biology	5	18	23
Chemistry	1	4	5
Computing	7	2	9
Economics	5	2	7
Engineering Drawing & Graphical Comm.	0	1	1
English	59	109	168
Environmental Science	5	6	11
French	3	6	9
Geography	2	0	2
German	1	1	2
History	2	1	3
Home Economics & Human Ecology	3	5	8
Information Technology	2	2	4
Italian	8	11	19
Maltese	23	33	56
Marketing	9	10	19
Philosophy	19	21	40
Physics	37	26	63
Pure Mathematics	15	24	39
Religious Knowledge	6	17	23
Russian	1	1	2
Sociology	3	4	7
Spanish	0	3	3
Systems of Knowledge	2	5	7

Table 2.6: May 2011 - Registration of Requests for Access Arrangements by Presenting Condition

Condition	Candidates
ADHD/ADD	22
Asperger's and Dyspraxia	3
Cerebral palsy	8
Chronic fatigue	1
Colour blindness	1
Diabetic	18
Epilepsy	7
Medical	6
Mobility Right hand	5
OCD	5
Pregnant	16
Psychiatric Difficulties	5
Sever Panic Attacks	6
SpLD/Dyslexia	49
Stammer	1
Wheelchair user	4
Writing Difficulties	1
Total	158

Table 2.7 below shows that candidates who made requests for special arrangements registered for a variety of subjects at Advanced and Intermediate levels.

**Table 2.7: May – 2011 Registrations of Requests
for Access Arrangements by Subject**

Subject	Advanced	Intermediate
Accounting	3	2
Applied Mathematics	0	3
Art	2	0
Biology	9	5
Chemistry	5	1
Computing	1	0
Economics	1	0
English	1	23
Environmental Science	-	6
French	1	1
History	4	0
Home Economics & Human Ecology	6	2
Information Technology	2	6
Italian	2	4
Maltese	4	10
Marketing	7	8
Philosophy	5	8
Physics	6	7
Pure Mathematics	7	5
Religious Knowledge	3	6
Sociology	6	3
Systems of Knowledge	-	30
Total	75	130

Tables 2.8 and 2.9 below show the number of candidates who registered for the Matriculation Certificate examinations from the different localities in Malta and Gozo.

The data are grouped by locality as well as by region. In Malta, the largest number of registrations for the Matriculation Certificate came from the Northern Harbour region.

Table 2.8: May 2011 - Registrations of Matriculation Certificate Candidates by Region and Locality in Malta (Part 1 of 2)

Locality - Malta	Males	Females	Total
Southern Harbour	114	205	319
Birgu	2	1	3
Bormla	4	6	10
Fgura	22	33	55
Floriana	3	6	9
Isla	3	2	5
Kalkara	9	9	18
Luqa	9	18	27
Marsa	2	1	3
Paola	8	21	29
Santa Luċija	7	8	15
Tarxien	14	30	44
Valletta	7	8	15
Xgħajra	1	6	7
Żabbar	23	56	79
Northern Harbour	277	348	625
Birkirkara	47	55	102
Fleur-de-Lys	1	3	4
G`Mangia	1	5	6
Gżira	8	11	19
Hamrun	10	13	23
Ibraġġ	2	5	7
Kappara	7	13	20
Msida	17	21	38
Pembroke	18	28	46
Pieta'	3	4	7
Qormi	32	41	73
San Ġiljan	23	18	41
San Ġwann	42	34	76
Santa Venera	11	26	37
Sliema	22	42	64
St Andrews	0	2	2
Swatar	5	3	8
Swieqi	24	21	45
Ta'Xbiex	4	3	7

Table 2.8: May 2011 - Registrations of Matriculation Certificate Candidates by Region and Locality in Malta (Part 2 of 2)

South Eastern	130	181	311
Birżebbuġa	13	23	36
Għaxaq	7	14	21
Gudja	11	12	23
Kirkop	5	8	13
Marsascula	26	32	58
Marsaxlokk	4	16	20
Mqabba	5	14	19
Qrendi	4	9	13
Safi	2	9	11
Żejtun	22	17	39
Żurrieq	31	27	58
Western	185	235	420
Attard	56	59	115
Baħrija	2	3	5
Balzan	9	20	29
Dingli	9	15	24
Iklin	23	24	47
Lija	10	13	23
Mdina	0	2	2
Mtarfa	7	8	15
Rabat	22	30	52
Siggiewi	27	29	56
Żebbuġ	20	32	52
Northern	184	246	430
Baħar iċ-Ċaġħaq	2	0	2
Buġibba	4	6	10
Burmarrad	1	1	2
Għargħur	6	9	15
Madliena	4	7	11
Manikata	1	2	3
Mellieħa	13	28	41
Mgarr	10	15	25
Mosta	77	97	174
Mrieħel	0	1	1
Naxxar	35	52	87
Qawra	8	4	12
San Pawl il-Baħar	17	17	34
San Pawl tat-Tarġa	5	6	11
Xemxija	1	1	2
Total	890	1215	2105

Table 2.9: May 2011- Registrations of Matriculation Certificate Candidates by Locality in Gozo

Locality - Gozo	Males	Females	Total
Fontana	4	7	11
Għajnsielem	7	13	20
Għarb	3	6	9
Għasri	1	1	2
Kerċem	2	9	11
Marsalforn	0	1	1
Munxar	2	4	6
Nadur	10	17	27
Qala	13	5	18
San Lawrenz	4	2	6
Sannat	4	12	16
Santa Lucija	0	0	0
Victoria	25	31	56
Xagħra	14	16	30
Xewkija	15	19	34
Xlendi	0	1	1
Żebbuġ	8	6	14
Total	112	150	262

Table 2.10 below shows the numbers of candidates who registered for a Revision of Papers after the May 2011 results were issued.

Table 2.10: May 2011 - Registrations for Revision of Papers*

Subject	Advanced			Intermediate		
	Reg.	Requests	%	Reg.	Requests	%
Accounting	463	20	4.3	146	2	1.4
Applied Mathematics	-	1	12.5	89	1	1.1
Art	140	20	14.3	57	5	8.8
Biology	645	44	6.8	263	11	4.2
Chemistry	472	103	21.8	46	3	6.5
Computing	205	12	5.9	127	2	1.6
Economics	124	9	7.3	59	1	1.7
Engineering Drawing & Graphical Comm.	-	-	-	107	2	1.9
English	545	53	9.7	1572	88	5.6
Environmental Science	-	-	-	538	14	2.6
French	85	16	18.8	121	9	7.4
Geography	66	3	4.5	126	6	4.8
German	37	1	2.7	29	0	0
History	122	7	5.7	88	5	5.7
Home Economics & Human Ecology	146	3	2.1	83	1	1.2
Information Technology	113	2	1.8	283	6	2.1
Italian	266	25	9.4	205	7	3.4
Maltese	471	11	2.3	623	37	5.9
Marketing	372	9	2.4	309	10	3.2
Music	15	2	13.3	9	0	0.0
Philosophy	205	11	5.4	783	44	5.6
Physics	500	34	6.8	758	30	4.0
Pure Mathematics	686	40	5.8	475	13	2.7
Religious Knowledge	184	14	7.6	480	22	4.6
Sociology	241	15	6.2	389	19	4.9
Systems of Knowledge	-	-	-	2402	64	2.7
Total	6111	455	7.4	10167	402	4.0

*The number of registrations and requests for revision of papers from **all** candidates, including Matriculation Certificate, Single Subjects and Narrowly Failed candidates.

Table 2.10 shows that the overall percentage of requests for a Revision of Papers was higher for subjects at Advanced level compared to the Intermediate level (7.4% and 4.0% respectively). Data relating to the outcome of these requests are presented in the following section.

SECTION 3.0: MAY 2011 RESULTS

The following tables present the May 2011 results.

Tables 3.1 and 3.2 present the Advanced and Intermediate level results by gender obtained in the different subjects for all candidates. Tables 3.3 and 3.4 present the Advanced and Intermediate level results by gender obtained in the different subjects studied as part of the Matriculation Certificate. Table 3.5 presents the results of the Single Subjects studied at Advanced level. Tables 3.6 and 3.7 present the Advanced and Intermediate results by gender of the candidates applying for special course requirements.

Tables 3.1 and 3.2 show the Advanced and Intermediate level results of all candidates. These tables show the distribution of grades in all of the subjects and for males and females separately. In this session, at Advanced level, no statistically significant gender differences in performance were observed. At Intermediate level, the only significant gender difference in performance occurred in Information Technology where the chi square test showed a significant difference in favour of males ($\chi^2 = 11.242$, $p=0.047$).

The overall results are followed by the Advanced and Intermediate level results of the candidates sitting for the Matriculation Certification in May 2011 which are presented in Tables 3.3 and 3.4. These tables show the distribution of grades in all of the subjects overall and for males and females separately. Table 3.5 then focuses on the results of the Advanced level results of those candidates who applied for single subjects. This table shows the distribution of grades in all of the subjects overall and for males and females separately. In Tables 3.6 and 3.7 the results of the candidates requesting special course requirements after having obtained the Matriculation Certificate. Comparatively speaking the numbers in these tables are small, however once again, the overall distribution of grades in all of the subjects is given followed by the results for males and females separately.

**Table 3.1: May 2011 - Advanced Level Results by Subject and Gender:
All Candidates (Part 1 of 2)**

Subjects	A	B	C	D	E	F	Abs	Total
Accounting	11	42	136	59	64	104	47	463
Females	6	24	79	36	43	79	26	293
Males	5	18	57	23	21	25	21	170
Applied Mathematics	0	0	1	1	1	2	3	8
Females	0	0	0	0	0	0	0	0
Males	0	0	1	1	1	2	3	8
Art	6	21	34	24	17	26	12	140
Females	4	16	21	19	10	17	4	91
Males	2	5	13	5	7	9	8	49
Arabic	0	0	0	1	0	0	0	1
Females	0	0	0	0	0	0	0	0
Males	0	0	0	1	0	0	0	1
Biology	84	138	160	112	77	32	42	645
Females	48	79	98	72	58	24	27	406
Males	36	59	62	40	19	8	15	239
Chemistry	45	52	147	61	49	92	26	472
Females	19	28	73	36	31	47	17	251
Males	26	24	74	25	18	45	9	221
Computing	10	42	66	32	24	25	6	205
Females	5	19	21	13	9	9	2	78
Males	5	23	45	19	15	16	4	127
Economics	10	23	39	19	15	12	6	124
Females	6	11	16	5	10	6	4	58
Males	4	12	23	14	5	6	2	66
Engineering Drawing	0	0	2	0	0	0	0	2
Females	0	0	0	0	0	0	0	0
Males	0	0	2	0	0	0	0	2
English	18	41	177	148	49	78	34	545
Females	15	26	131	109	36	66	26	409
Males	3	15	46	39	13	12	8	136
French	5	13	21	19	15	10	2	85
Females	5	11	15	14	11	7	2	65
Males	0	2	6	5	4	3	0	20
Geography	4	16	20	11	5	6	4	66
Females	4	9	10	6	2	2	1	34
Males	0	7	10	5	3	4	3	32
German	10	6	11	4	2	3	1	37
Females	8	6	9	1	2	3	1	30
Males	2	0	2	3	0	0	0	7
Graphical Communication	2	5	8	5	1	2	0	23
Females	1	2	1	1	0	2	0	7
Males	1	3	7	4	1	0	0	16

**Table 3.1: May 2011 - Advanced Level Results by Subject and Gender:
All Candidates (Part 2 of 2)**

Subjects	A	B	C	D	E	F	Abs	Total
History	1	15	41	20	14	15	16	122
Females	1	10	17	10	4	6	5	53
Males	0	5	24	10	10	9	11	69
Home Economics & Human Ecology	12	25	64	23	13	9	0	146
Females	12	25	57	20	13	8	0	135
Males	0	0	7	3	0	1	0	11
Information Technology	9	28	32	19	8	11	6	113
Females	4	13	12	10	5	4	1	49
Males	5	15	20	9	3	7	5	64
Italian	21	37	73	36	23	64	12	266
Females	19	20	54	29	13	42	8	185
Males	2	17	19	7	10	22	4	81
Latin	0	0	0	1	0	0	1	2
Females	0	0	0	0	0	0	1	1
Males	0	0	0	1	0	0	0	1
Maltese	20	80	186	74	51	29	31	471
Females	16	51	134	58	38	22	23	342
Males	4	29	52	16	13	7	8	129
Marketing	19	63	136	46	31	30	47	372
Females	10	33	83	28	17	18	24	213
Males	9	30	53	18	14	12	23	159
Music	2	5	3	1	2	0	2	15
Females	1	3	3	1	2	0	1	11
Males	1	2	0	0	0	0	1	4
Philosophy	8	34	57	20	16	51	19	205
Females	5	23	35	13	9	32	14	131
Males	3	11	22	7	7	19	5	74
Physics	33	78	128	107	56	76	22	500
Females	7	29	38	39	25	24	7	169
Males	26	49	90	68	31	52	15	331
Pure Mathematics	44	98	176	57	87	188	36	686
Females	16	29	63	17	29	66	14	234
Males	28	69	113	40	58	122	22	452
Religious Knowledge	14	24	45	32	25	28	16	184
Females	8	15	32	20	16	20	10	121
Males	6	9	13	12	9	8	6	63
Russian	3	2	0	0	0	0	1	6
Females	2	2	0	0	0	0	1	5
Males	1	0	0	0	0	0	0	1
Sociology	11	23	62	48	36	47	14	241
Females	9	21	47	35	25	35	12	184
Males	2	2	15	13	11	12	2	57
Spanish	4	10	7	7	3	2	5	38
Females	4	10	7	6	1	2	3	33
Males	0	0	0	1	2	0	2	5

**Table 3.2: May 2011 - Intermediate Level Results by Subject and Gender:
All Candidates (Part 1 of 2)**

Subjects	A	B	C	D	E	F	Abs	Total
Accounting	18	25	32	27	24	12	8	146
Females	7	11	11	14	8	3	5	59
Males	11	14	21	13	16	9	3	87
Applied Mathematics	10	13	14	8	12	29	3	89
Females	4	6	6	1	2	16	0	35
Males	6	7	8	7	10	13	3	54
Art	3	11	16	10	5	10	2	57
Females	2	9	12	7	4	7	1	42
Males	1	2	4	3	1	3	1	15
Biology	22	55	73	46	28	20	19	263
Females	20	45	57	38	22	16	17	215
Males	2	10	16	8	6	4	2	48
Chemistry	3	2	10	3	9	15	4	46
Females	1	1	7	3	4	10	3	29
Males	2	1	3	0	5	5	1	17
Computing	8	23	37	27	19	13	0	127
Females	5	8	9	8	7	4	0	41
Males	3	15	28	19	12	9	0	86
Economics	2	6	11	14	4	17	5	59
Females	1	1	4	7	0	13	3	29
Males	1	5	7	7	4	4	2	30
Eng. Drawing & Graphical Comm.	5	10	24	18	16	30	4	107
Females	1	0	5	6	5	13	0	30
Males	4	10	19	12	11	17	4	77
English	95	204	399	284	229	327	34	1572
Females	52	106	218	157	137	191	18	879
Males	43	98	181	127	92	136	16	693
Environmental Science	31	49	152	83	110	91	22	538
Females	22	29	98	59	83	64	14	369
Males	9	20	54	24	27	27	8	169
French	9	17	26	28	24	16	1	121
Females	7	13	18	20	18	11	1	88
Males	2	4	8	8	6	5	0	33
Geography	6	21	32	25	13	19	10	126
Females	4	12	12	9	9	7	4	57
Males	2	9	20	16	4	12	6	69
German	8	6	7	5	3	0	0	29
Females	4	5	4	2	1	0	0	16
Males	4	1	3	3	2	0	0	13
History	3	18	22	13	10	18	4	88
Females	3	11	13	7	4	13	2	53
Males	0	7	9	6	6	5	2	35
Home Economics & Human Ecology	14	15	21	18	8	3	4	83
Females	10	15	16	16	5	3	4	69
Males	4	0	5	2	3	0	0	14

**Table 3.2: May 2011 - Intermediate Level Results by Subject and Gender:
All Candidates (Part 2 of 2)**

Subjects	A	B	C	D	E	F	Abs	Total
Information Technology	37	67	91	37	26	20	5	283
Females	19	28	30	12	16	11	1	117
Males	18	39	61	25	10	9	4	166
Italian	12	34	79	24	31	21	4	205
Females	8	16	38	13	17	12	4	108
Males	4	18	41	11	14	9	0	97
Maltese	23	70	207	150	83	81	9	623
Females	16	43	128	97	50	45	7	386
Males	7	27	79	53	33	36	2	237
Marketing	30	58	100	47	36	27	11	309
Females	16	35	58	23	21	17	5	175
Males	14	23	42	24	15	10	6	134
Music	0	0	3	0	4	2	0	9
Females	0	0	3	0	4	2	0	9
Males	0	0	0	0	0	0	0	0
Philosophy	62	99	210	113	82	188	29	783
Females	29	56	130	70	48	105	20	458
Males	33	43	80	43	34	83	9	325
Physics	53	103	251	104	76	141	30	758
Females	27	46	124	60	43	84	15	399
Males	26	57	127	44	33	57	15	359
Pure Mathematics	24	24	68	56	127	155	21	475
Females	19	16	42	30	78	96	9	290
Males	5	8	26	26	49	59	12	185
Religious Knowledge	16	68	137	123	64	55	17	480
Females	8	42	77	60	37	33	9	266
Males	8	26	60	63	27	22	8	214
Russian	1	0	0	0	0	1	0	2
Females	0	0	0	0	0	1	0	1
Males	1	0	0	0	0	0	0	1
Sociology	10	23	93	88	51	108	16	389
Females	10	20	71	66	28	64	11	270
Males	0	3	22	22	23	44	5	119
Spanish	2	5	6	2	1	3	0	19
Females	2	4	5	2	0	2	0	15
Males	0	1	1	0	1	1	0	4
Systems of Knowledge	55	380	880	443	283	349	12	2402
Females	34	231	525	251	148	190	4	1383
Males	21	149	355	192	135	159	8	1019

**Table 3.3: May 2011 - Advanced Level Results by Subject and Gender:
Matriculation Certificate (Part 1 of 2)**

Subjects	A	B	C	D	E	F	Abs	Total
Accounting	9	37	107	31	33	45	4	266
Females	5	21	63	17	21	26	2	155
Males	4	16	44	14	12	19	2	111
Applied Mathematics	0	0	1	1	0	1	0	3
Females	0	0	0	0	0	0	0	0
Males	0	0	1	1	0	1	0	3
Art	2	12	18	16	11	16	0	75
Females	2	8	13	12	7	10	0	52
Males	0	4	5	4	4	6	0	23
Biology	63	115	144	100	72	26	12	532
Females	36	70	91	66	53	21	6	343
Males	27	45	53	34	19	5	6	189
Chemistry	24	44	119	52	45	84	6	374
Females	9	24	60	31	28	44	4	200
Males	15	20	59	21	17	40	2	174
Computing	9	37	63	31	19	17	0	176
Females	5	17	21	13	7	6	0	69
Males	4	20	42	18	12	11	0	107
Economics	10	20	35	16	12	9	2	104
Females	6	9	13	5	8	4	0	45
Males	4	11	22	11	4	5	2	59
Engineering Drawing	0	0	2	0	0	0	0	2
Females	0	0	0	0	0	0	0	0
Males	0	0	2	0	0	0	0	2
English	14	35	151	110	38	56	5	409
Females	14	22	115	83	28	48	4	314
Males	0	13	36	27	10	8	1	95
French	4	13	20	15	13	6	1	72
Females	4	11	15	11	10	5	1	57
Males	0	2	5	4	3	1	0	15
Geography	4	15	19	10	4	4	2	58
Females	4	9	9	5	1	1	1	30
Males	0	6	10	5	3	3	1	28
German	8	2	7	3	2	0	0	22
Females	6	2	6	0	2	0	0	16
Males	2	0	1	3	0	0	0	6
Graphical Communication	0	5	6	2	1	1	0	15
Females	0	2	1	0	0	1	0	4
Males	0	3	5	2	1	0	0	11

**Table 3.3: May 2011 - Advanced Level Results by Subject and Gender:
Matriculation Certificate (Part 2 of 2)**

Subjects	A	B	C	D	E	F	Abs	Total
History	1	13	29	19	12	6	3	83
Females	1	10	13	10	4	4	1	43
Males	0	3	16	9	8	2	2	40
Home Economics & Human Ecology	12	24	61	22	11	7	0	137
Females	12	24	54	19	11	6	0	126
Males	0	0	7	3	0	1	0	11
Information Technology	9	25	29	15	6	7	3	94
Females	4	12	12	8	4	4	1	45
Males	5	13	17	7	2	3	2	49
Italian	21	34	63	29	18	47	3	215
Females	19	18	49	25	9	30	1	151
Males	2	16	14	4	9	17	2	64
Maltese	16	73	150	62	39	15	12	367
Females	12	46	104	49	30	10	8	259
Males	4	27	46	13	9	5	4	108
Marketing	16	44	79	29	21	14	4	207
Females	7	20	48	18	13	11	1	118
Males	9	24	31	11	8	3	3	89
Music	1	3	3	1	1	0	0	9
Females	1	1	3	1	1	0	0	7
Males	0	2	0	0	0	0	0	2
Philosophy	8	32	46	17	15	36	4	158
Females	5	21	32	10	9	23	3	103
Males	3	11	14	7	6	13	1	55
Physics	33	77	119	93	51	62	9	444
Females	7	28	34	32	24	20	2	147
Males	26	49	85	61	27	42	7	297
Pure Mathematics	44	91	158	49	74	163	15	594
Females	16	28	57	16	27	60	5	209
Males	28	63	101	33	47	103	10	385
Religious Knowledge	11	14	27	17	16	14	4	103
Females	6	8	20	11	10	9	3	67
Males	5	6	7	6	6	5	1	36
Sociology	11	22	54	43	27	34	3	194
Females	9	20	41	32	19	27	3	151
Males	2	2	13	11	8	7	0	43
Spanish	4	7	4	4	2	0	0	21
Females	4	7	4	4	0	0	0	19
Males	0	0	0	0	2	0	0	2

**Table 3.4: May 2011 - Intermediate Level Results by Subject and Gender:
Matriculation Certificate (Part 1 of 2)**

Subjects	A	B	C	D	E	F	Abs	Total
Accounting	16	24	31	24	23	11	3	132
Females	6	11	11	12	7	3	1	51
Males	10	13	20	12	16	8	2	81
Applied Mathematics	10	13	14	8	12	25	3	85
Females	4	6	6	1	2	14	0	33
Males	6	7	8	7	10	11	3	52
Art	3	10	16	10	5	10	1	55
Females	2	8	12	7	4	7	1	41
Males	1	2	4	3	1	3	0	14
Biology	22	53	69	44	26	16	8	238
Females	20	43	54	37	21	13	7	195
Males	2	10	15	7	5	3	1	43
Chemistry	3	1	10	3	9	13	0	39
Females	1	0	7	3	4	9	0	24
Males	2	1	3	0	5	4	0	15
Computing	8	20	34	26	17	12	0	117
Females	5	7	9	7	7	4	0	39
Males	3	13	25	19	10	8	0	78
Economics	2	6	10	13	3	15	3	52
Females	1	1	4	7	0	12	2	27
Males	1	5	6	6	3	3	1	25
Engineering Drawing & Graphical Comm.	5	10	24	17	16	30	4	106
Females	1	0	5	5	5	13	0	29
Males	4	10	19	12	11	17	4	77
English	86	182	363	258	195	267	20	1371
Females	45	93	196	140	112	153	10	749
Males	41	89	167	118	83	114	10	622
Environmental Science	31	48	142	79	108	78	20	506
Females	22	29	91	59	83	53	13	350
Males	9	19	51	20	25	25	7	156
French	8	17	23	26	22	12	1	109
Females	7	13	17	18	16	8	1	80
Males	1	4	6	8	6	4	0	29
Geography	6	21	30	25	13	18	9	122
Females	4	12	11	9	9	7	4	56
Males	2	9	19	16	4	11	5	66
German	8	4	7	5	3	0	0	27
Females	4	4	4	2	1	0	0	15
Males	4	0	3	3	2	0	0	12

**Table 3.4: May 2011 - Intermediate Level Results by Subject and Gender:
Matriculation Certificate (Part 2 of 2)**

Subjects	A	B	C	D	E	F	Abs	Total
History	3	17	21	13	10	15	3	82
Females	3	10	12	7	4	11	2	49
Males	0	7	9	6	6	4	1	33
Home Economics & Human Ecology	14	15	17	17	6	3	3	75
Females	10	15	14	15	4	3	3	64
Males	4	0	3	2	2	0	0	11
Information Technology	37	65	90	37	26	19	4	278
Females	19	26	30	12	16	10	1	114
Males	18	39	60	25	10	9	3	164
Italian	11	29	73	21	27	19	1	181
Females	7	14	35	11	15	11	1	94
Males	4	15	38	10	12	8	0	87
Maltese	20	66	187	141	75	62	5	556
Females	14	41	114	89	49	34	5	346
Males	6	25	73	52	26	28	0	210
Marketing	28	55	97	44	34	22	3	283
Females	15	34	57	20	21	14	1	162
Males	13	21	40	24	13	8	2	121
Music	0	0	3	0	4	2	0	9
Females	0	0	3	0	4	2	0	9
Males	0	0	0	0	0	0	0	0
Philosophy	55	93	207	107	76	176	18	732
Females	25	54	128	68	44	98	12	429
Males	30	39	79	39	32	78	6	303
Physics	48	83	238	97	72	133	13	684
Females	24	39	117	57	40	80	9	366
Males	24	44	121	40	32	53	4	318
Pure Mathematics	22	21	64	53	120	136	7	423
Females	17	13	39	28	74	85	1	257
Males	5	8	25	25	46	51	6	166
Religious Knowledge	15	65	131	120	62	47	11	451
Females	8	39	73	58	35	27	6	246
Males	7	26	58	62	27	20	5	205
Sociology	10	23	89	84	49	105	12	372
Females	10	20	69	63	26	62	8	258
Males	0	3	20	21	23	43	4	114
Spanish	2	5	4	2	1	2	0	16
Females	2	4	3	2	0	1	0	12
Males	0	1	1	0	1	1	0	4
Systems of Knowledge	55	380	876	437	277	330	12	2367
Females	34	231	522	250	143	181	4	1365
Males	21	149	354	187	134	149	8	1002

**Table 3.5: May 2011 - Advanced Level Results by Subject and Gender:
Single Subjects (Part 1 of 2)**

Subjects	A	B	C	D	E	F	Abs	Total
Accounting	2	5	24	28	30	59	42	190
Females	1	3	14	19	21	53	24	135
Males	1	2	10	9	9	6	18	55
Applied Mathematics	0	0	0	0	1	1	3	5
Females	0	0	0	0	0	0	0	0
Males	0	0	0	0	1	1	3	5
Arabic	0	0	0	1	0	0	0	1
Females	0	0	0	0	0	0	0	0
Males	0	0	0	1	0	0	0	1
Art	4	9	15	8	6	10	12	64
Females	2	8	8	7	3	7	4	39
Males	2	1	7	1	3	3	8	25
Biology	21	22	12	9	3	6	27	100
Females	12	9	4	3	3	3	18	52
Males	9	13	8	6	0	3	9	48
Chemistry	21	8	23	8	3	7	20	90
Females	10	4	9	4	2	2	13	44
Males	11	4	14	4	1	5	7	46
Computing	1	4	3	1	5	8	6	28
Females	0	2	0	0	2	3	2	9
Males	1	2	3	1	3	5	4	19
Economics	0	3	4	2	3	2	4	18
Females	0	2	3	0	2	1	4	12
Males	0	1	1	2	1	1	0	6
English	4	6	21	36	11	21	29	128
Females	1	4	13	24	8	17	22	89
Males	3	2	8	12	3	4	7	39
French	1	0	1	3	2	4	1	12
Females	1	0	0	3	1	2	1	8
Males	0	0	1	0	1	2	0	4
Geography	0	1	1	0	1	2	2	7
Females	0	0	1	0	1	1	0	3
Males	0	1	0	0	0	1	2	4
German	2	4	4	1	0	3	1	15
Females	2	4	3	1	0	3	1	14
Males	0	0	1	0	0	0	0	1
Graphical Communication	2	0	1	3	0	1	0	7
Females	1	0	0	1	0	1	0	3
Males	1	0	1	2	0	0	0	4

**Table 3.5: May 2011- Advanced Level Results by Subject and Gender:
Single Subjects (Part 2 of 2)**

Subjects	A	B	C	D	E	F	Abs	Total
History	0	2	12	1	1	8	12	36
Females	0	0	4	0	0	2	3	9
Males	0	2	8	1	1	6	9	27
Home Economics & Human Ecology	0	1	3	1	2	2	0	9
Females	0	1	3	1	2	2	0	9
Males	0	0	0	0	0	0	0	0
Information Technology	0	2	3	4	2	4	3	18
Females	0	0	0	2	1	0	0	3
Males	0	2	3	2	1	4	3	15
Italian	0	3	9	6	5	17	9	49
Females	0	2	5	3	4	12	7	33
Males	0	1	4	3	1	5	2	16
Latin	0	0	0	1	0	0	1	2
Females	0	0	0	0	0	0	1	1
Males	0	0	0	1	0	0	0	1
Maltese	4	7	36	12	11	14	19	103
Females	4	5	30	9	8	12	15	83
Males	0	2	6	3	3	2	4	20
Marketing	3	18	52	16	10	16	42	157
Females	3	12	32	10	4	7	23	91
Males	0	6	20	6	6	9	19	66
Music	1	2	0	0	1	0	2	6
Females	0	2	0	0	1	0	1	4
Males	1	0	0	0	0	0	1	2
Philosophy	0	2	11	3	1	14	15	46
Females	0	2	3	3	0	9	11	28
Males	0	0	8	0	1	5	4	18
Physics	0	0	7	11	5	14	13	50
Females	0	0	4	6	1	4	5	20
Males	0	0	3	5	4	10	8	30
Pure Mathematics	0	6	13	7	9	22	21	78
Females	0	1	4	1	1	5	9	21
Males	0	5	9	6	8	17	12	57
Religious Knowledge	3	10	18	15	7	13	12	78
Females	2	7	12	9	5	10	7	52
Males	1	3	6	6	2	3	5	26
Russian	3	2	0	0	0	0	1	6
Females	2	2	0	0	0	0	1	5
Males	1	0	0	0	0	0	0	1
Sociology	0	1	7	5	7	13	11	44
Females	0	1	5	3	5	8	9	31
Males	0	0	2	2	2	5	2	13
Spanish	0	3	3	3	1	2	5	17
Females	0	3	3	2	1	2	3	14
Males	0	0	0	1	0	0	2	3

**Table 3.6: May 2011 - Intermediate Level Results by Subject and Gender:
Single Subjects (Part 1 of 2)**

Subjects	A	B	C	D	E	F	Abs	Total
Accounting	2	1	1	2	1	1	4	12
Females	1	0	0	2	1	0	3	7
Males	1	1	1	0	0	1	1	5
Applied Mathematics	0	0	0	0	0	3	0	3
Females	0	0	0	0	0	2	0	2
Males	0	0	0	0	0	1	0	1
Art	0	1	0	0	0	0	1	2
Females	0	1	0	0	0	0	0	1
Males	0	0	0	0	0	0	1	1
Biology	0	1	4	2	1	4	11	23
Females	0	1	3	1	0	3	10	18
Males	0	0	1	1	1	1	1	5
Chemistry	0	0	0	0	0	2	3	5
Females	0	0	0	0	0	1	3	4
Males	0	0	0	0	0	1	0	1
Computing	0	3	2	1	2	1	0	9
Females	0	1	0	1	0	0	0	2
Males	0	2	2	0	2	1	0	7
Economics	0	0	1	1	1	2	2	7
Females	0	0	0	0	0	1	1	2
Males	0	0	1	1	1	1	1	5
Eng. Drawing & Graphical Comm.	0	0	0	1	0	0	0	1
Females	0	0	0	1	0	0	0	1
Males	0	0	0	0	0	0	0	0
English	9	22	28	22	25	51	11	168
Females	7	13	16	15	19	32	7	109
Males	2	9	12	7	6	19	4	59
Environmental Science	0	1	2	1	2	5	0	11
Females	0	0	2	0	0	4	0	6
Males	0	1	0	1	2	1	0	5
French	1	0	2	2	0	4	0	9
Females	0	0	1	2	0	3	0	6
Males	1	0	1	0	0	1	0	3
Geography	0	0	1	0	0	1	0	2
Females	0	0	0	0	0	0	0	0
Males	0	0	1	0	0	1	0	2
German	0	2	0	0	0	0	0	2
Females	0	1	0	0	0	0	0	1
Males	0	1	0	0	0	0	0	1

**Table 3.6: May 2011 - Intermediate Level Results by Subject and Gender:
Single Subjects (Part 2 of 2)**

Subjects	A	B	C	D	E	F	Abs	Total
History	0	1	0	0	0	1	1	3
Females	0	1	0	0	0	0	0	1
Males	0	0	0	0	0	1	1	2
Home Economics	0	0	4	1	2	0	1	8
Females	0	0	2	1	1	0	1	5
Males	0	0	2	0	1	0	0	3
Information Technology	0	2	1	0	0	0	1	4
Females	0	2	0	0	0	0	0	2
Males	0	0	1	0	0	0	1	2
Italian	1	4	4	3	2	2	3	19
Females	1	1	2	2	1	1	3	11
Males	0	3	2	1	1	1	0	8
Maltese	3	4	16	8	6	15	4	56
Females	2	2	10	7	1	9	2	33
Males	1	2	6	1	5	6	2	23
Marketing	0	1	2	2	2	5	7	19
Females	0	0	1	2	0	3	4	10
Males	0	1	1	0	2	2	3	9
Philosophy	7	5	2	3	4	8	11	40
Females	4	1	2	0	2	4	8	21
Males	3	4	0	3	2	4	3	19
Physics	5	20	9	4	3	5	17	63
Females	3	7	4	1	3	2	6	26
Males	2	13	5	3	0	3	11	37
Pure Mathematics	2	2	4	1	6	13	11	39
Females	2	2	3	1	3	7	6	24
Males	0	0	1	0	3	6	5	15
Religious Knowledge	1	3	4	2	2	6	5	23
Females	0	3	3	2	2	5	2	17
Males	1	0	1	0	0	1	3	6
Russian	1	0	0	0	0	1	0	2
Females	0	0	0	0	0	1	0	1
Males	1	0	0	0	0	0	0	1
Sociology	0	0	2	0	1	1	3	7
Females	0	0	1	0	1	0	2	4
Males	0	0	1	0	0	1	1	3
Spanish	0	0	2	0	0	1	0	3
Females	0	0	2	0	0	1	0	3
Males	0	0	0	0	0	0	0	0
Systems of Knowledge	0	0	1	0	0	6	0	7
Females	0	0	1	0	0	4	0	5
Males	0	0	0	0	0	2	0	2

Table 3.7 presents information on the outcome of the requests made for a revision of papers of the different Advanced and Intermediate levels subjects after the May 2011 results were issued.

Table 3.7: May 2011 - Outcomes of Requests for Revision of Papers*

Subjects	Advanced Level				Intermediate Level			
	Registered	Requested	%	Upgraded	Registered	Requested	%	Upgraded
Accounting	463	20	4.3	1	146	2	1.4	-
Applied Mathematics	8	1	12.5	5	89	1	1.1	-
Art	140	20	14.3	-	57	5	8.8	-
Biology	645	44	6.8	1	263	11	4.2	-
Chemistry	472	103	21.8	3	46	3	6.5	-
Computing	205	12	5.9	-	127	2	1.6	-
Economics	124	9	7.3	2	59	1	1.7	-
Eng. Drawing & Graph Comm.	-	-	-	-	107	2	1.9	-
English	545	53	9.7	-	1572	88	5.6	1
Environmental Science	-	-	-	-	538	14	2.6	-
French	85	16	18.8	-	121	9	7.4	-
Geography	66	3	4.5	-	126	6	4.8	1
German	37	1	2.7	-	29	0	0	-
History	122	7	5.7	-	88	5	5.7	1
Home Econ. & Human Ecology	146	3	2.1	-	83	1	1.2	-
Information Technology	113	2	1.8	-	283	6	2.1	-
Italian	266	25	9.4	-	205	7	3.4	-
Maltese	471	11	2.3	-	623	37	5.9	1
Marketing	372	9	2.4	1	309	10	3.2	3
Music	15	2	13.3	1	9	0	0.0	-
Philosophy	205	11	5.4	1	783	44	5.6	2
Physics	500	34	6.8	-	758	30	4.0	2
Pure Mathematics	686	40	5.8	1	475	13	2.7	1
Religious Knowledge	184	14	7.6	-	480	22	4.6	-
Sociology	241	15	6.2	-	389	19	4.9	-
Systems of Knowledge	-	-	-	-	2402	64	2.7	-
Total	6111	455	7.4	16	10167	402	4.0	12

* The number of registrations and requests for revision of papers from **all** candidates including Matriculation Certificate, Single Subject and Narrowly Failed candidates.

Table 3.7 shows that in May 2011, at Advanced level, 16 out of the 455 requests for a Revision of Papers had their grade revised. This means that 3.5% of the requests resulted in a different grade. At Intermediate level, 12 out of the 402 requests had their grade revised. At this level, 3.0% of the requests resulted in an upgrade.

The following set of Tables present data relating to the overall Matriculation Certificate grades awarded after the main examination session in May 2011. The information in Tables 3.8 and 3.9 includes all the 2011 candidates whereas Tables 3.10 focuses on the 1993 cohort, that is, those candidates who turned eighteen in 2011. Table 3.11 focuses on the Narrowly Failed candidates from the previous two years.

**Table 3.8: May 2011 -
Matriculation Certificate Distribution of Grades**

Grade	Males	Females	Total
A	85	112	197
B	173	256	429
C	244	349	593
Passes	502	717	1219
Fail	500	648	1148
Total	1002	1365	2367

The data in Table 3.8 show that 51.5% of the May 2011 candidates (50.1% of males and 52.5% of females) were awarded a pass in the Matriculation Certificate after the main examination session. Overall, 8.3% of the candidates obtained Grade A, 18.1% obtained Grade B and 25.1% obtained Grade C. This year, a larger proportion of males obtained Grade A (8.5% of males compared to 8.2% of females) and more females obtained Grade B (18.8% of females compared to 17.3% of males) and Grade C (25.6% of females compared to 24.4% of males).

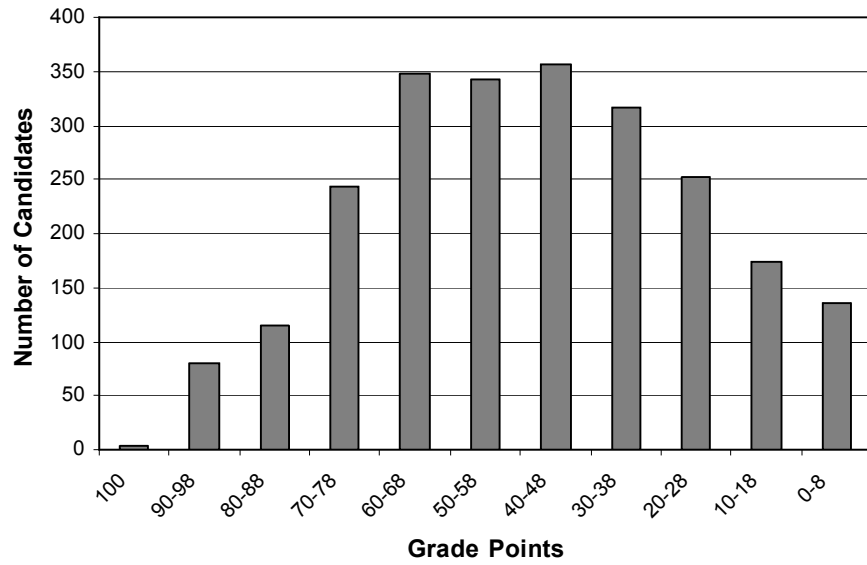
**Table 3.9: May 2011 - Failed/Missing Component/s
in Matriculation Certificate**

Missing Component/s	Males	Females	Total
Group 1 only	43	45	88
Group 2 only	51	71	122
Group 3 only	70	99	169
Systems of Knowledge	46	56	102
Total: One Component	210	271	481
Passed - Not enough points	133	188	321
More than One Component	157	189	346
Total	500	648	1148

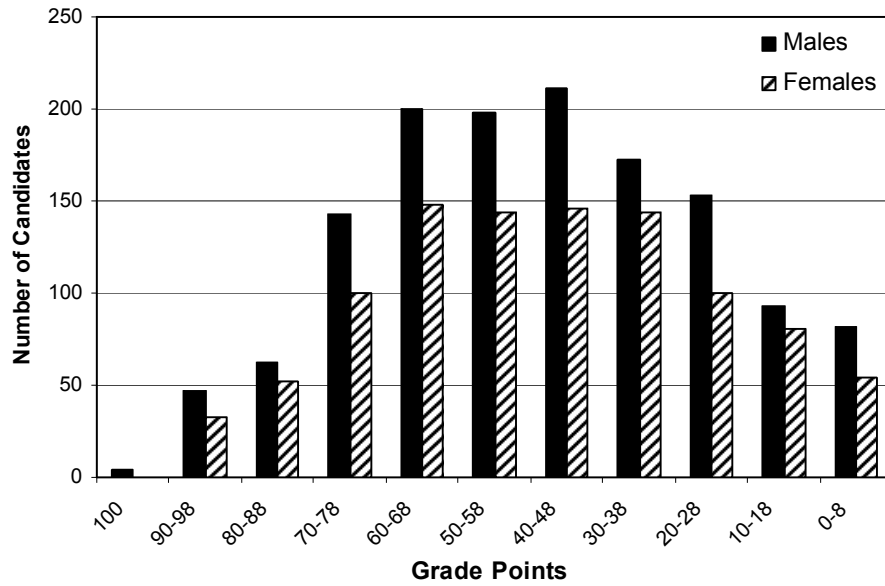
Table 3.9 shows that there were 1148 candidates who failed to obtain the Matriculation Certificate in May 2011 (48.5% of all candidates). The largest category (41.9%) included the students who had one component missing.

Figures 9 and 10 show the distributions of the grade points obtained in the Matriculation Certificate examinations of May 2011 by all the candidates and by males and females separately. These figures show an overall normal distribution of grade points. There were four male candidates who obtained 100 points in this session. At the bottom end, an unexpectedly large number of 136 candidates obtained eight points or less.

**Figure 9: Distribution of Grade Points
May 2011**



**Figure 10: Distribution of Grade Points by Gender
May 2011**



**Table 3.10: May 2011 - Matriculation Certificate
Distribution of Grades: 1993 Cohort**

Grade	Males	Females	Total
A	82	107	189
B	155	229	384
C	168	269	437
Passes	405	605	1010
Fail	275	377	652
Total	680	982	1662

The data in Table 3.10 show that 60.8% of the candidates (59.6% of males and 61.6% of females) that were born in 1993 were awarded a pass in the Matriculation Certificate after the May 2011 examination session. Overall, 11.4% of these candidates were awarded Grade A, 23.1% were awarded Grade B, and 26.3% were awarded Grade C. For Grade A, the proportion of males (12.1%) was higher than the proportion of females (10.9%). The proportions of males and females who obtained Grade B were similar (22.8% of males compared to 23.3% of females). For Grade C, the proportion of females was higher (27.4% of females compared to 24.7% of males) obtained this grade.

**Table 3.11: May 2011 - Results of the
Narrowly Failed Candidates (2009 and 2010)**

	Males	Females	Total
Narrowly Failed in 2009 & 2010	21	37	58
Applied in May 2011	7	13	20
May 2011 Results			
Grade A	0	0	0
Grade B	0	0	0
Grade C	3	4	7
Passed in May 2011	3	4	7
Still Narrowly Failed May 2011	4	9	13
Narrowly Failed in 2010	74	102	176
Applied in May 2011	58	82	140
May 2011 Results			
Grade A	0	0	0
Grade B	1	3	4
Grade C	36	49	85
Passed in May 2011	37	52	89
Still Narrowly Failed May 2011	21	30	51

Table 3.11 shows that out of the 58 candidates who had been classified as Narrowly Failed in 2009, twenty candidates applied for the examination in 2011 and seven of them managed to obtain the Matriculation Certificate in May 2011. Out of the 176 candidates who were Narrowly Failed in 2010, 140 registered for the examination in 2011 and 89 (63.6%) managed to obtain the Matriculation Certificate in May 2011. Most of these candidates (95.5%) obtained an overall Grade C.

SECTION 4.0: SEPTEMBER 2011 REGISTRATIONS

Table 4.1 below shows the number of candidates who applied for the Supplementary session in September 2011. This table indicates the Matriculation Certificate grades they were awarded after the main session in May 2011.

**Table 4.1: September 2011 - Registrations
by Matriculation Certificate Grades obtained in May 2011**

Grade in May	Registration in September		
	Males	Females	Total
A	0	3	3
B	8	19	27
C	77	102	179
Fail	359	474	833
Total	444	598	1042

In total, 44.0% of the candidates who sat for the Matriculation Certificate in May 2011 applied for the supplementary session in September. In particular, 44.3% of the male candidates and 43.8% of the female candidates who applied for the May session also applied for the September session. As expected, the majority of the candidates who applied for the supplementary session were the ones who failed in May (79.9%).

It is interesting to note that 17.2% of the September candidates had already obtained an overall Grade C and a smaller percentage (2.6%) had obtained a Grade B in May. This year there were three candidates who applied for the September session who had already obtained an overall Grade A in May 2011.

Table 4.2 below provides information on the numbers of candidates, males and females, who applied for the Matriculation Certificate examinations at Advanced and Intermediate levels in the different subjects in September 2011.

**Table 4.2: September 2011 - Matriculation Certificate Registrations
by Subject and Gender**

Subjects	Advanced Level			Intermediate Level		
	Males	Females	Total	Males	Females	Total
Accounting	18	37	55	3	3	6
Applied Mathematics	2	0	2	4	2	6
Art	6	6	12	1	3	4
Biology	24	39	63	5	16	21
Chemistry	33	41	74	2	4	6
Computing	10	3	13	4	2	6
Economics	5	2	7	1	2	3
Engineering Draw. & Graph. Comm.	-	-	-	8	4	12
English	12	64	76	86	109	195
Environ. Science	-	-	-	15	31	46
French	3	16	19	4	7	11
Geography	5	2	7	3	5	8
German	1	2	3	0	1	1
History	10	7	17	4	10	14
Home Economics & Human Ecology	1	11	12	0	0	0
Information Technology	2	4	6	3	3	6
Italian	14	25	39	9	2	11
Maltese	7	33	40	14	34	48
Marketing	7	11	18	7	4	11
Music	-	-	-	0	1	1
Philosophy	15	18	33	38	57	95
Physics	44	28	72	31	53	84
Pure Mathematics	92	48	140	37	58	95
Religious Knowledge	6	11	17	18	28	46
Sociology	13	24	37	17	33	50
Spanish	1	2	3	0	0	0
Systems of Knowledge	-	-	-	139	171	310

In the September session, at Advanced level, the subjects with most candidates were Pure Mathematics (140), English (76), Chemistry (74), Physics (72) and Biology (63). At Intermediate level, Systems of Knowledge (310), English (195), Pure Mathematics (95), Philosophy (95) and Physics (84) were the subjects with the highest registrations in September 2011. In this session, subjects with higher number of registrations from females included Advanced level Biology, Chemistry, English, Maltese, and Sociology. At the same time, there were more registrations from males than females for Advanced level Physics and Pure Mathematics. At Intermediate level, there were more registrations from females than males in Biology, English, Environmental Science, Maltese, Physics, and Systems of Knowledge.

Table 4.3 below provides information on the numbers of candidates, males and females, who registered for single subjects at Advanced Matriculation level in the September 2011 supplementary session.

Table 4.3: September 2011 - Single Subjects Advanced Matriculation Registrations by Subject and Gender

Subjects	Advanced		
	Males	Females	Total
Accounting	8	33	41
Arabic	1	0	1
Art	1	2	3
Biology	0	1	1
Computing	1	1	2
Chemistry	4	3	7
Economics	1	2	3
English	2	17	19
French	1	0	1
German	0	3	3
History	3	0	3
Home Economics & Human Ecol.	0	1	1
Information Technology	1	0	1
Italian	0	3	3
Maltese	3	11	14
Marketing	3	3	6
Philosophy	2	2	4
Physics	7	3	10
Pure Mathematics	14	3	17
Religious Knowledge	6	7	13
Sociology	0	4	4
Spanish	0	1	1

In the Supplementary session, the single subjects with the highest registrations were Accounting (41) and English (19). In this session, Advanced Level single subjects with significantly higher registrations from females than males were also for Accounting and English as well as Maltese. At the same time, there were more registrations from males than females for Pure Mathematics, though the numbers were small.

Table 4.4 below shows that the number of candidates, males and females, who registered for single subjects at Intermediate Level.

Table 4.4: September 2011 - Single Subjects Intermediate Matriculation Registrations by Subject and Gender

Subjects	Intermediate		
	Males	Females	Total
Accounting	1	0	1
Biology	3	2	5
English	9	14	23
Environmental Science	0	1	1
Maltese	5	4	9
Marketing	0	1	1
Physics	1	4	5
Philosophy	2	2	4
Pure Mathematics	3	3	6
Systems of Knowledge	1	0	1

Table 4.5 below shows the number of requests, by subject, made for a Revision of Papers after the publication of the September 2011 results. Data relating to the outcome of these requests are presented in the following section.

Table 4.5: September 2011 - Registrations for Revision of Papers*

Subject	Advanced Level			Intermediate Level		
	Registered	Requests	%	Registered	Requests	%
Accounting	97	4	4.1	-	-	-
Applied Mathematics	2	1	50.0	-	-	-
Art	-	-	-	-	-	-
Biology	66	5	7.6	27	2	7.4
Chemistry	83	4	4.8	-	-	-
Computing	15	1	6.7	-	-	-
Economics	10	0	0.0	-	-	-
Engineering Drawing & Graphical Comm.	-	-	-	-	-	-
English	95	15	15.8	224	29	12.9
Environ. Science	-	-	-	51	1	2.0
French	20	4	20.0	11	1	9.1
German	6	1	16.7	-	-	-
History	21	3	14.3	-	-	-
Home Economics	13	1	7.7	-	-	-
Information Technology	7	1	14.3	-	-	-
Italian	42	1	2.4	-	-	-
Maltese	54	4	7.4	59	1	1.7
Marketing	25	1	4.0	13	4	30.8
Philosophy	37	1	2.7	102	5	4.9
Physics	83	8	9.6	91	2	2.2
Pure Mathematics	159	8	5.0	108	2	1.9
Religious Knowledge	30	0	0.0	46	3	6.5
Sociology	42	4	9.5	51	1	2.0
Systems of Knowledge	-	-	-	316	17	-
Total	907	67	7.4	1099	68	6.2

* The number of registrations and requests for revision of papers from **all** candidates, including Matriculation Certificate, Single Subject and Narrowly Failed candidates.

SECTION 5.0: SEPTEMBER 2011 RESULTS

The following tables present the results of the Supplementary session that took place in September 2011. Tables 5.1 and 5.2 present the Advanced and Intermediate level results for all candidates by gender. Tables 5.3 and 5.4 present the Advanced and Intermediate level results of the candidates who sat for these subjects as part of their Matriculation Certificate. It is important to remember that students taking the Matriculation Certificate examinations were restricted to re-apply for one subject at Advanced level, one subject at Intermediate level and Systems of Knowledge. Table 5.5 presents the results of the candidates who registered for single subjects at Advanced level in the September 2011 supplementary session. Table 5.6 presents the results of the candidates who registered for single subjects at Intermediate level in September 2011. Although there are some exceptions, generally the absence or low incidence of high grades is apparent in most of the subjects in these tables.

**Table 5.1: September 2011 - Advanced Level Results by Subject and Gender:
All Candidates (Part 1 of 2)**

Subjects*	A	B	C	D	E	F	Absent	Total
Accounting	1	2	27	26	8	21	12	97
Females	0	0	18	23	7	14	8	70
Males	1	2	9	3	1	7	4	27
Applied Mathematics	0	0	0	1	0	1	0	2
Females	0	0	0	0	0	0	0	0
Males	0	0	0	1	0	1	0	2
Arabic	0	0	0	1	0	0	0	1
Females	0	0	0	0	0	0	0	0
Males	0	0	0	1	0	0	0	1
Art	0	4	5	2	2	1	1	15
Females	0	3	2	1	1	1	0	8
Males	0	1	3	1	1	0	1	7
Biology	0	3	13	17	21	10	2	66
Females	0	0	6	10	17	7	2	42
Males	0	3	7	7	4	3	0	24
Chemistry	3	1	27	16	15	17	4	83
Females	2	0	15	12	9	7	1	46
Males	1	1	12	4	6	10	3	37
Computing	0	3	3	3	5	0	1	15
Females	0	0	0	2	1	0	1	4
Males	0	3	3	1	4	0	0	11
Economics	0	0	6	1	1	0	2	10
Females	0	0	3	0	0	0	1	4
Males	0	0	3	1	1	0	1	6
English	0	0	14	30	19	22	10	95
Females	0	0	11	22	18	20	10	81
Males	0	0	3	8	1	2	0	14
French	1	0	4	5	7	3	0	20
Females	0	0	3	5	6	2	0	16
Males	1	0	1	0	1	1	0	4
Geography	0	0	4	1	1	1	0	7
Females	0	0	2	0	0	0	0	2
Males	0	0	2	1	1	1	0	5
German	0	0	1	1	0	4	0	6
Females	0	0	0	1	0	4	0	5
Males	0	0	1	0	0	0	0	1

* Subjects with no registrations are not included in this Table.

**Table 5.1: September 2011 - Advanced Level Results by Subject and Gender:
All Candidates (Part 2 of 2)**

Subjects*	A	B	C	D	E	F	Absent	Total
History	0	0	5	4	3	7	2	21
Females	0	0	1	2	1	3	0	7
Males	0	0	4	2	2	4	2	14
Home Economics & Human Ecology	0	0	2	3	4	4	0	13
Females	0	0	2	3	4	3	0	12
Males	0	0	0	0	0	1	0	1
Information Technology	0	1	3	2	1	0	0	7
Females	0	0	2	2	0	0	0	4
Males	0	1	1	0	1	0	0	3
Italian	0	2	10	9	4	17	0	42
Females	0	1	7	5	3	12	0	28
Males	0	1	3	4	1	5	0	14
Maltese	1	4	23	15	5	3	3	54
Females	1	4	17	14	5	1	2	44
Males	0	0	6	1	0	2	1	10
Marketing	1	3	10	2	0	6	3	25
Females	0	1	4	2	0	5	2	14
Males	1	2	6	0	0	1	1	11
Philosophy	1	7	9	2	8	5	5	37
Females	0	3	5	2	5	3	2	20
Males	1	4	4	0	3	2	3	17
Physics	0	2	21	28	12	18	2	83
Females	0	0	9	10	5	6	1	31
Males	0	2	12	18	7	12	1	52
Pure Mathematics	0	17	40	19	28	41	14	159
Females	0	5	10	8	12	13	3	51
Males	0	12	30	11	16	28	11	108
Religious Knowledge	2	6	10	5	1	4	2	30
Females	2	4	5	2	0	3	2	18
Males	0	2	5	3	1	1	0	12
Sociology	0	0	11	10	9	4	8	42
Females	0	0	7	8	7	2	5	29
Males	0	0	4	2	2	2	3	13
Spanish	0	1	1	1	1	0	0	4
Females	0	1	0	1	1	0	0	3
Males	0	0	1	0	0	0	0	1

*Subjects with no registrations are not included in this Table.

**Table 5.2: September 2011 - Intermediate Level Results by Subject and Gender:
All Candidates (Part 1 of 2)**

Subjects*	A	B	C	D	E	F	Absent	Total
Accounting	2	1	0	1	4	0	0	8
Females	2	0	0	0	1	0	0	3
Males	0	1	0	1	3	0	0	5
Applied Mathematics	0	1	2	0	1	1	1	6
Females	0	0	1	0	1	0	0	2
Males	0	1	1	0	0	1	1	4
Art	0	1	0	1	2	0	0	4
Females	0	1	0	1	1	0	0	3
Males	0	0	0	0	1	0	0	1
Biology	0	2	6	0	2	15	2	27
Females	0	1	3	0	2	12	1	19
Males	0	1	3	0	0	3	1	8
Chemistry	1	1	1	0	1	1	1	6
Females	1	0	1	0	1	1	0	4
Males	0	1	0	0	0	0	1	2
Computing	0	0	0	1	0	3	2	6
Females	0	0	0	1	0	1	0	2
Males	0	0	0	0	0	2	2	4
Economics	0	1	0	1	1	0	0	3
Females	0	0	0	1	1	0	0	2
Males	0	1	0	0	0	0	0	1
English	0	6	15	51	54	88	10	224
Females	0	4	8	30	37	44	5	128
Males	0	2	7	21	17	44	5	96
Engineering Drawing & Graph. Co.	1	0	6	4	0	1	0	12
Females	0	0	2	1	0	1	0	4
Males	1	0	4	3	0	0	0	8
Environmental Studies	0	3	11	11	13	10	3	51
Females	0	3	7	9	9	6	2	36
Males	0	0	4	2	4	4	1	15
French	0	0	2	4	4	1	0	11
Females	0	0	1	3	2	1	0	7
Males	0	0	1	1	2	0	0	4
Geography	0	1	0	0	3	2	2	8
Females	0	0	0	0	3	2	0	5
Males	0	1	0	0	0	0	2	3
German	0	0	1	0	0	0	0	1
Females	0	0	1	0	0	0	0	1
Males	0	0	0	0	0	0	0	0
History	0	2	5	4	1	1	1	14
Females	0	1	4	2	1	1	1	10
Males	0	1	1	2	0	0	0	4

* Subjects with no registrations are not included in this Table.

**Table 5.2: September 2011 - Intermediate Level Results by Subject and Gender:
All Candidates (Part 2 of 2)**

Subjects*	A	B	C	D	E	F	Absent	Total
Information Technology	2	1	1	1	0	0	2	7
Females	2	0	0	1	0	0	1	4
Males	0	1	1	0	0	0	1	3
Italian	0	1	7	1	2	0	0	11
Females	0	1	1	0	0	0	0	2
Males	0	0	6	1	2	0	0	9
Maltese	0	2	12	21	7	12	5	59
Females	0	2	8	14	3	7	4	38
Males	0	0	4	7	4	5	1	21
Marketing	0	0	1	0	4	6	2	13
Females	0	0	0	0	4	1	1	6
Males	0	0	1	0	0	5	1	7
Music	0	1	0	0	0	0	0	1
Females	0	1	0	0	0	0	0	1
Males	0	0	0	0	0	0	0	0
Philosophy	4	15	26	13	12	24	8	102
Females	3	8	14	6	9	17	5	62
Males	1	7	12	7	3	7	3	40
Physics	2	8	34	19	12	12	4	91
Females	0	5	21	13	9	8	2	58
Males	2	3	13	6	3	4	2	33
Pure Mathematics	1	6	15	10	45	25	6	108
Males	1	5	9	8	24	14	4	65
Females	0	1	6	2	21	11	2	43
Religious Knowledge	0	0	6	18	12	6	4	46
Males	0	0	2	9	8	6	3	28
Females	0	0	4	9	4	0	1	18
Sociology	3	3	17	14	5	6	3	51
Females	2	2	11	10	3	4	1	33
Males	1	1	6	4	2	2	2	18
Systems of Knowledge	0	4	78	72	91	54	17	316
Females	0	4	46	38	46	31	8	173
Males	0	0	32	34	45	23	9	143

* Subjects with no registrations are not included in this Table.

**Table 5.3: September 2011 - Advanced Level Results by Subject and Gender:
Matriculation Certificate (Part 1 of 2)**

Subjects*	A	B	C	D	E	F	Absent	Total
Accounting	1	2	17	17	5	10	3	55
Females	0	0	12	15	4	5	1	37
Males	1	2	5	2	1	5	2	18
Applied Mathematics	0	0	0	1	0	1	0	2
Females	0	0	0	0	0	0	0	0
Males	0	0	0	1	0	1	0	2
Art	0	4	4	1	1	1	1	12
Females	0	3	2	0	0	1	0	6
Males	0	1	2	1	1	0	1	6
Biology	0	3	13	15	21	10	1	63
Females	0	0	6	8	17	7	1	39
Males	0	3	7	7	4	3	0	24
Chemistry	3	1	23	15	13	15	4	74
Females	2	0	12	11	8	7	1	41
Males	1	1	11	4	5	8	3	33
Computing	0	3	3	3	3	0	1	13
Females	0	0	0	2	0	0	1	3
Males	0	3	3	1	3	0	0	10
Economics	0	0	5	1	1	0	0	7
Females	0	0	2	0	0	0	0	2
Males	0	0	3	1	1	0	0	5
English	0	0	12	26	13	20	5	76
Females	0	0	9	20	12	18	5	64
Males	0	0	3	6	1	2	0	12
French	1	0	3	5	7	3	0	19
Females	0	0	3	5	6	2	0	16
Males	1	0	0	0	1	1	0	3
Geography	0	0	4	1	1	1	0	7
Females	0	0	2	0	0	0	0	2
Males	0	0	2	1	1	1	0	5
German	0	0	1	1	0	1	0	3
Females	0	0	0	1	0	1	0	2
Males	0	0	1	0	0	0	0	1

* Subjects with no registrations are not included in this table.

**Table 5.3: September 2011 - Advanced Level Results by Subject and Gender:
Matriculation Certificate (Part 2 of 2)**

Subjects*	A	B	C	D	E	F	Absent	Total
History	0	0	5	3	3	5	1	17
Females	0	0	1	2	1	3	0	7
Males	0	0	4	1	2	2	1	10
Home Economics & Human Ecology	0	0	2	3	3	4	0	12
Females	0	0	2	3	3	3	0	11
Males	0	0	0	0	0	1	0	1
Information Technology	0	1	3	2	0	0	0	6
Females	0	0	2	2	0	0	0	4
Males	0	1	1	0	0	0	0	2
Italian	0	2	9	9	3	16	0	39
Females	0	1	6	5	2	11	0	25
Males	0	1	3	4	1	5	0	14
Maltese	1	4	16	11	3	3	2	40
Females	1	4	13	10	3	1	1	33
Males	0	0	3	1	0	2	1	7
Marketing	1	1	9	2	0	4	1	18
Females	0	1	4	2	0	3	1	11
Males	1	0	5	0	0	1	0	7
Philosophy	1	6	9	2	8	4	3	33
Females	0	2	5	2	5	3	1	18
Males	1	4	4	0	3	1	2	15
Physics	0	2	19	22	11	16	2	72
Females	0	0	9	7	5	6	1	28
Males	0	2	10	15	6	10	1	44
Pure Mathematics	0	15	37	18	26	34	10	140
Females	0	5	9	8	12	11	3	48
Males	0	10	28	10	14	23	7	92
Religious Knowledge	2	3	7	3	0	2	0	17
Females	2	3	3	1	0	2	0	11
Males	0	0	4	2	0	0	0	6
Sociology	0	0	9	10	9	4	5	37
Females	0	0	5	8	7	2	2	24
Males	0	0	4	2	2	2	3	13
Spanish	0	0	1	1	1	0	0	3
Females	0	0	0	1	1	0	0	2
Males	0	0	1	0	0	0	0	1

* Subjects with no registrations are not included in this table.

**Table 5.4: September 2011 - Intermediate Level Results by Subject and Gender:
Matriculation Certificate (Part 1 of 2)**

Subjects*	A	B	C	D	E	F	Absent	Total
Accounting	2	0	0	1	3	0	0	6
Females	2	0	0	0	1	0	0	3
Males	0	0	0	1	2	0	0	3
Applied Mathematics	0	1	2	0	1	1	1	6
Females	0	0	1	0	1	0	0	2
Males	0	1	1	0	0	1	1	4
Art	0	1	0	1	2	0	0	4
Females	0	1	0	1	1	0	0	3
Males	0	0	0	0	1	0	0	1
Biology	0	1	5	0	2	12	1	21
Females	0	1	3	0	2	9	1	16
Males	0	0	2	0	0	3	0	5
Chemistry	1	1	1	0	1	1	1	6
Females	1	0	1	0	1	1	0	4
Males	0	1	0	0	0	0	1	2
Computing	0	0	0	1	0	3	2	6
Females	0	0	0	1	0	1	0	2
Males	0	0	0	0	0	2	2	4
Economics	0	1	0	1	1	0	0	3
Females	0	0	0	1	1	0	0	2
Males	0	1	0	0	0	0	0	1
Eng. Draw. & Graph. Com.	1	0	6	4	0	1	0	12
Females	0	0	2	1	0	1	0	4
Males	1	0	4	3	0	0	0	8
English	0	6	15	42	49	76	7	195
Females	0	4	8	23	34	38	2	109
Males	0	2	7	19	15	38	5	86
Environmental Science	0	3	9	11	12	9	2	46
Females	0	3	5	9	8	5	1	31
Males	0	0	4	2	4	4	1	15
French	0	0	2	4	4	1	0	11
Females	0	0	1	3	2	1	0	7
Males	0	0	1	1	2	0	0	4
Geography	0	1	0	0	3	2	2	8
Females	0	0	0	0	3	2	0	5
Males	0	1	0	0	0	0	2	3
German	0	0	1	0	0	0	0	1
Females	0	0	1	0	0	0	0	1
Males	0	0	0	0	0	0	0	0
History	0	2	5	4	1	1	1	14
Females	0	1	4	2	1	1	1	10
Males	0	1	1	2	0	0	0	4
Information Technology	2	1	1	1	0	0	1	6
Females	2	0	0	1	0	0	0	3
Males	0	1	1	0	0	0	1	3

*Subjects with no registrations are not included in this Table

**Table 5.4: September - 2011 Intermediate Level Results by Subject and Gender:
Matriculation Certificate (Part 2 of 2)**

Subjects*	A	B	C	D	E	F	Absent	Total
Italian	0	1	7	1	2	0	0	11
Females	0	1	1	0	0	0	0	2
Males	0	0	6	1	2	0	0	9
Maltese	0	2	8	19	6	9	4	48
Females	0	2	6	14	3	6	3	34
Males	0	0	2	5	3	3	1	14
Marketing	0	0	1	0	3	6	1	11
Females	0	0	0	0	3	1	0	4
Males	0	0	1	0	0	5	1	7
Music	0	1	0	0	0	0	0	1
Females	0	1	0	0	0	0	0	1
Males	0	0	0	0	0	0	0	0
Philosophy	4	12	25	13	11	24	6	95
Females	3	6	13	6	8	17	4	57
Males	1	6	12	7	3	7	2	38
Physics	2	8	31	19	9	11	4	84
Females	0	5	19	13	7	7	2	53
Males	2	3	12	6	2	4	2	31
Pure Mathematics	1	5	12	9	43	22	3	95
Females	1	4	8	7	23	13	2	58
Males	0	1	4	2	20	9	1	37
Religious Knowledge	0	0	6	18	12	6	4	46
Females	0	0	2	9	8	6	3	28
Males	0	0	4	9	4	0	1	18
Sociology	3	3	16	14	5	6	3	50
Females	2	2	11	10	3	4	1	33
Males	1	1	5	4	2	2	2	17
Systems of Knowledge	0	4	78	71	89	53	15	310
Females	0	4	46	38	46	31	6	171
Males	0	0	32	33	43	22	9	139

*Subjects with no registrations are not included in this Table.

**Table 5.5: September 2011 - Advanced Level Results by Subject and Gender:
Single Subjects (Part 1 of 2)**

Subjects*	A	B	C	D	E	F	Absent	Total
Accounting	0	0	10	9	3	11	8	41
Females	0	0	6	8	3	9	7	33
Males	0	0	4	1	0	2	1	8
Arabic	0	0	0	1	0	0	0	0
Females	0	0	0	0	0	0	0	0
Males	0	0	0	1	0	0	0	0
Art	0	0	1	1	1	0	0	3
Females	0	0	0	1	1	0	0	2
Males	0	0	1	0	0	0	0	1
Biology	0	0	0	1	0	0	0	1
Females	0	0	0	1	0	0	0	1
Males	0	0	0	0	0	0	0	0
Chemistry	0	0	3	1	1	2	0	7
Females	0	0	2	1	0	0	0	3
Males	0	0	1	0	1	2	0	4
Computing	0	0	0	0	2	0	0	2
Females	0	0	0	0	1	0	0	1
Males	0	0	0	0	1	0	0	1
Economics	0	0	1	0	0	0	2	3
Females	0	0	1	0	0	0	1	2
Males	0	0	0	0	0	0	1	1
English	0	0	2	4	6	2	5	19
Females	0	0	2	2	6	2	5	17
Males	0	0	0	2	0	0	0	2
French	0	0	1	0	0	0	0	1
Females	0	0	0	0	0	0	0	0
Males	0	0	1	0	0	0	0	1
German	0	0	0	0	0	3	0	3
Females	0	0	0	0	0	3	0	3
Males	0	0	0	0	0	0	0	0
History	0	0	0	1	0	1	1	3
Females	0	0	0	0	0	0	0	0
Males	0	0	0	1	0	1	1	3
Home Economics & Human Ecology	0	0	0	0	1	0	0	1
Females	0	0	0	0	1	0	0	1
Males	0	0	0	0	0	0	0	0
Information Technology	0	0	0	0	1	0	0	1
Females	0	0	0	0	0	0	0	0
Males	0	0	0	0	1	0	0	1
Italian	0	0	1	0	1	1	0	3
Females	0	0	1	0	1	1	0	3
Males	0	0	0	0	0	0	0	0
Maltese	0	0	7	4	2	0	1	14
Females	0	0	4	4	2	0	1	11
Males	0	0	3	0	0	0	0	3
Marketing	0	2	0	0	0	2	2	6
Females	0	0	0	0	0	2	1	3
Males	0	2	0	0	0	0	1	3
Philosophy	0	1	0	0	0	1	2	4
Females	0	1	0	0	0	0	1	2
Males	0	0	0	0	0	1	1	2

* Subjects with no registrations are not included in this table.

**Table 5.5: September 2011 - Advanced Level Results by Subject and Gender:
Single Subjects (Part 2 of 2)**

Subjects*	A	B	C	D	E	F	Absent	Total
Physics	0	0	2	5	1	2	0	10
Females	0	0	0	3	0	0	0	3
Males	0	0	2	2	1	2	0	7
Pure Mathematics	0	2	3	1	0	7	4	17
Females	0	0	1	0	0	2	0	3
Males	0	2	2	1	0	5	4	14
Religion	0	3	3	2	1	2	2	13
Females	0	1	2	1	0	1	2	7
Males	0	2	1	1	1	1	0	6
Sociology	0	0	1	0	0	0	3	4
Females	0	0	1	0	0	0	3	4
Males	0	0	0	0	0	0	0	0
Spanish	0	1	0	0	0	0	0	1
Females	0	1	0	0	0	0	0	1
Males	0	0	0	0	0	0	0	0

* Subjects with no registrations are not included in this table.

**Table 5.6: September 2011 - Intermediate Level Results by Subject and Gender:
Single Subjects (Part 1 of 1)**

Subjects*	A	B	C	D	E	F	Absent	Total
Accounting	0	0	0	0	1	0	0	1
Females	0	0	0	0	0	0	0	0
Males	0	0	0	0	1	0	0	1
Biology	0	1	1	0	0	2	1	5
Females	0	0	0	0	0	2	0	2
Males	0	1	1	0	0	0	1	3
English	0	0	0	8	4	9	2	23
Females	0	0	0	6	2	4	2	14
Males	0	0	0	2	2	5	0	9
Environmental Science	0	0	0	0	0	0	1	1
Females	0	0	0	0	0	0	1	1
Males	0	0	0	0	0	0	0	0
Maltese	0	0	4	1	1	2	1	9
Females	0	0	2	0	0	1	1	4
Males	0	0	2	1	1	1	0	5
Marketing	0	0	0	0	0	0	1	1
Females	0	0	0	0	0	0	1	1
Males	0	0	0	0	0	0	0	0
Philosophy	0	2	0	0	1	0	1	4
Females	0	1	0	0	1	0	0	2
Males	0	1	0	0	0	0	1	2
Physics	0	0	3	0	1	1	0	5
Females	0	0	2	0	1	1	0	4
Males	0	0	1	0	0	0	0	1
Pure Mathematics	0	0	1	0	1	2	2	6
Females	0	0	1	0	1	0	1	3
Males	0	0	0	0	0	2	1	3
Systems of Knowledge	0	0	0	0	1	0	0	1
Females	0	0	0	0	0	0	0	0
Males	0	0	0	0	1	0	0	1

* Subjects with no registrations are not included in this table.

Table 5.7 below presents information on the outcome of the requests for a Revision of Papers made for the different subjects at Advanced and Intermediate levels after the September 2011 results were issued.

Table 5.7: September 2011 - Outcomes of Requests for Revision of Papers*

Subject	Advanced Level				Intermediate Level			
	Registered	Requested	%	Upgraded	Registered	Requested	%	Upgraded
Accounting	97	4	4.1	-	-	-	-	-
Applied Mathematics	2	1	50.0	-	-	-	-	-
Art	-	-	-	-	-	-	-	-
Biology	66	5	7.6	-	27	2	7.4	-
Chemistry	83	4	4.8	1	-	-	-	-
Computing	15	1	6.7	-	-	-	-	-
Economics	10	0	0.0	-	-	-	-	-
Eng. Draw. & Graph. Comm.	-	-	-	-	-	-	-	-
English	95	15	15.8	-	224	29	12.9	-
Environ. Science	-	-	-	-	51	1	2.0	-
French	20	4	20.0	1	11	1	9.1	-
German	6	1	16.7	-	-	-	-	-
History	21	3	14.3	-	-	-	-	-
Home Economics	13	1	7.7	-	-	-	-	-
Information Technology	7	1	14.3	-	-	-	-	-
Italian	42	1	2.4	-	-	-	-	-
Maltese	54	4	7.4	-	59	1	1.7	-
Marketing	25	1	4.0	-	13	4	30.8	-
Philosophy	37	1	2.7	-	102	5	4.9	-
Physics	83	8	9.6	-	91	2	2.2	-
Pure Mathematics	159	8	5.0	-	108	2	1.9	-
Religious Knowledge	30	0	0.0	-	46	3	6.5	-
Sociology	42	4	9.5	-	51	1	2.0	-
Systems of Knowledge	-	-	-	-	316	17	-	-
Total	907	67	7.4	2	1099	68	6.2	1

*The number of registrations and requests for revision of papers from **all** candidates, including Matriculation Certificate, Single Subject and Narrowly Failed candidates.

Table 5.7 shows that at Advanced level, only two out of the 67 requests for a Revision of Papers had the grade revised. At Intermediate level, one of the 68 requests for a Revision of Papers had the grade revised.

The following set of tables present data related to the overall Matriculation Certificate grades awarded after the supplementary examination session of September 2011. The information in Tables 5.8 and 5.9 includes all the 2011 candidates whereas Tables 5.10 focuses on the 1993 cohort, that is, those candidates who turned eighteen in 2011. Table 5.11 focuses on the Narrowly Failed candidates from 2008-9.

**Table 5.8: September 2011
Matriculation Certificate Distribution of Grades**

	Males	Females	Total
A	5	8	13
B	39	45	84
C	196	245	441
Passed	240	298	538
Narrowly Failed	62	85	147
Fail	142	215	357
Total	444	598	1042

The data in Table 5.9 shows that 51.6% of the candidates (54.1% of males and 49.8% of females) who sat for the Supplementary session in September 2011 managed to get a pass in the Matriculation Certificate. Overall, 1.2% of the candidates obtained Grade A, 8.1% obtained Grade B and 42.3% obtained Grade C. There were 14.1% of the candidates who were classified as Narrowly Failed.

**Table 5.9: Failed/Missing Component/s
of Narrowly Failed Candidates in September 2011**

Missing Component/s	Males	Females	Total
Group 1 only	14	8	22
Group 2 only	5	4	9
Group 3 only	6	13	19
Systems of Knowledge	7	6	13
Total: One Missing Component	32	31	63
Passed – not enough points	30	54	84
Total	62	85	147

Table 5.9 gives a detailed breakdown of the failed/missing components of the candidates who were classified as Narrowly Failed. Many of the candidates who had one missing component either did not obtain a pass in a Group 1 or a Group 3 subject or failed Systems of Knowledge. Eighty four (84) candidates passed in all subjects but did not have the minimum of 44 grade points to qualify for the Matriculation Certificate.

**Table 5.10: September 2011 - Matriculation Certificate
Distribution of Grades: 1993 Cohort**

	Males	Females	Total
A	5	8	13
B	28	39	67
C	132	182	314
Passed	165	229	394
Narrowly Failed	34	53	87
Fail	70	122	192
Total	269	404	673

The data in Table 5.10 show that 58.5% of the candidates (61.3% of males and 56.7% of females) born in 1993 who sat for the Supplementary session were awarded a pass in the Matriculation Certificate after the September 2011 examination session. Overall, 1.9% of these candidates obtained Grade A, 10.0% obtained Grade B and 46.7% obtained Grade C. There were 12.9% of the 1993 candidates who were classified as Narrowly Failed after this session.

**Table 5.11: September 2011 - Results of
Narrowly Failed Candidates (2009-2010)**

	Males	Females	Total
Narrowly Failed in 2009 & 2010	21	37	58
Applied in May 2011	7	13	20
Passed in May 2011	3	4	7
Still Narrowly Failed after May 2011	4	9	13
Applied in September 2011	2	4	6
September 2011 Results			
Grade A	0	0	0
Grade B	0	0	0
Grade C	2	2	4
Passes in September 2011	2	2	4
Not awarded Certificate in 2011	0	2	2
Narrowly Failed in 2010	74	102	176
Applied in May 2011	58	82	140
Passed in May 2011	37	52	89
Still Narrowly Failed after May 2011	21	30	51
Applied in September 2011	15	20	35
September 2011 Results			
Grade A	0	0	0
Grade B	0	0	0
Grade C	12	8	20
Passes in September 2011	12	8	20
Not awarded Certificate in 2011	3	12	15

Table 5.11 shows that 11 of the 2009 Narrowly Failed candidates managed to obtain the Matriculation Certificate by September 2011. There were 109 of the 2010 Narrowly Failed Candidates who were awarded the Matriculation Certificate by September 2011. A further 15 remained Narrowly Failed after the September 2011 session. These candidates have the opportunity to complete the Matriculation Certificate in 2012.

The following tables present the distribution of the overall grades in the Matriculation Certificate obtained by candidates in 2011 after considering the results of the May and September sessions. Table 5.12 shows the grades obtained by all Matriculation Certificate candidates and Table 5.13 shows the grades obtained by the 1993 cohort of candidates.

Table 5.12: Matriculation Certificate Distribution of Grades in the May and September 2011 Sessions

Grade	Males	Females	Total
A	90	117	207
B	203	282	485
C	364	491	855
Passes	657	890	1547
N	66	90	156
Not awarded	279	385	664
Total	1002	1365	2367

Table 5.13: Matriculation Certificate Distribution of Grades of the 1993 Cohort in the May and September 2011 Sessions

Grade	Males	Females	Total
A	87	112	199
B	174	251	425
C	246	366	612
Passes	507	729	1236
N	37	58	95
Not awarded	136	195	331
Total	680	982	1662

In 2011, a total of 1547 out of 2367 candidates (65.4%) obtained a pass in the Matriculation Certificate. This year the pass rates for females and males were similar: 65.2 % (890 out of 1365) for females and 65.6% (657 out of 1002) for males.

The analysis on the 1993 cohort shows that 74.3% of the candidates born in that year (1236 out of 1,662) obtained the Matriculation Certificate in 2011. This means that 24.0% of the infants born in 1993 (1,236 out of 5,147) obtained the obligatory entry requirements for University in 2011. There was a gender imbalance in this figure in favour of females: while 29.5% of females born in 1993 (729 out of 2,468) obtained the Matriculation Certificate in 2011, only 18.9% of males born in the same year (507 out of 2,679) obtained the same qualification.

The following tables indicate the percentage passes in the different subjects in 2011. Table 5.14 presents the data for the Advanced level subjects. Data for the candidates taking the Matriculation Certificate and those sitting for particular subjects as single subjects are presented separately although the overall pass rate is also given for each subject. Table 5.15 presents the data for the Intermediate level subjects.

**Table 5.14: Passes in Advanced Level Subjects
in 2011 (Part 1 of 2)**

Subject	Registered	Grades A-E	
		N	%
Accounting	456	332	72.8
Matriculation Certificate	266	236	88.7
Single Subject	190	96	50.5
Applied Mathematics	8	3	37.5
Matriculation Certificate	3	2	66.7
Single Subject	5	1	20.0
Arabic	1	1	100.0
Matriculation Certificate	0	0	0.0
Single Subject	1	1	100.0
Art	139	105	75.5
Matriculation Certificate	75	62	82.7
Single Subject	64	43	67.2
Biology	632	568	89.9
Matriculation Certificate	532	501	94.2
Single Subject	100	67	67.0
Chemistry	464	368	79.3
Matriculation Certificate	374	305	81.6
Single Subject	90	63	70.0
Computing	204	180	88.2
Matriculation Certificate	176	164	93.2
Single Subject	28	16	57.1
Economics	122	109	89.3
Matriculation Certificate	104	97	93.3
Single Subject	18	12	66.7
Engineering Drawing	2	2	100.0
Matriculation Certificate	2	2	100.0
Single Subject	0	0	0.0
English	537	440	81.9
Matriculation Certificate	409	359	87.8
Single Subject	128	81	63.3
French	84	74	88.1
Matriculation Certificate	72	66	91.7
Single Subject	12	8	66.7
Geography	65	57	87.7
Matriculation Certificate	58	54	93.1
Single Subject	7	3	42.9
German	37	33	89.2
Matriculation Certificate	22	22	100.0
Single Subject	15	11	73.3
Graphical Communication	22	20	90.9
Matriculation Certificate	15	14	93.3
Single Subject	7	6	85.7
History	119	91	76.5
Matriculation Certificate	83	75	90.4
Single Subject	36	16	44.4

**Table 5.14: Passes in Advanced Level Subjects
in 2011 (Part 2 of 2)**

Subject	Registered	Grades A-E	
		N	%
Home Economics	146	137	93.8
Matriculation Certificate	137	130	94.9
Single Subject	9	7	77.8
Information Technology	112	97	86.6
Matriculation Certificate	94	85	90.4
Single Subject	18	12	66.7
Italian	264	197	74.6
Matriculation Certificate	215	173	80.5
Single Subject	49	24	49.0
Latin	2	1	50.0
Matriculation Certificate	0	0	0.0
Single Subject	2	1	50.0
Maltese	470	420	89.4
Matriculation Certificate	367	343	93.5
Single Subject	103	77	74.8
Marketing	364	289	79.4
Matriculation Certificate	207	190	91.8
Single Subject	157	99	63.1
Music	15	13	86.7
Matriculation Certificate	9	9	100.0
Single Subject	6	4	66.7
Philosophy	204	149	73.0
Matriculation Certificate	158	132	83.5
Single Subject	46	17	37.0
Physics	494	411	83.2
Matriculation Certificate	444	385	86.7
Single Subject	50	26	52.0
Pure Mathematics	672	497	74.0
Matriculation Certificate	594	462	77.8
Single Subject	78	35	44.9
Religious Knowledge	181	147	81.2
Matriculation Certificate	103	90	87.4
Single Subject	78	57	73.1
Russian	6	5	83.3
Matriculation Certificate	0	0	0.0
Single Subject	6	5	83.3
Sociology	238	188	79.0
Matriculation Certificate	194	168	86.6
Single Subject	44	20	45.5
Spanish	38	32	84.2
Matriculation Certificate	21	21	100.0
Single Subject	17	11	64.7

Table 5.14 shows that in Advanced level subjects, the overall pass rate was:

- *over 90% in five subjects:*
Arabic, Biology, Engineering Drawing, Graphical Communication, Home Economics & Human Ecology.
- *between 80-89% in thirteen subjects:*
Computing, Economics, English, French, Geography, German, Information Technology, Maltese, Music, Physics, Religious Knowledge, Russian and Spanish.
- *between 70-79% in nine subjects:*
Accounting, Art, Chemistry, History, Italian, Marketing, Philosophy, Pure Mathematics and Sociology.
- *between 60-69% in none:*
- *between 50-59% in one subject:*
Latin.
- *between 40-49% in none:*
- *between 30-39% in one:*
Applied Mathematics.

**Table 5.15: Passes in Intermediate Level Subjects
in 2011 (Part 1 of 2)**

Subject	Registered	Grades A-E	
		N	%
Accounting	144	129	89.6
Matriculation Certificate	132	121	91.7
Single Subject	12	8	66.7
Applied Mathematics	88	59	67.0
Matriculation Certificate	85	59	69.4
Single Subject	3	0	0.0
Art	57	49	86.0
Matriculation Certificate	55	48	87.3
Single Subject	2	1	50.0
Biology	261	226	86.6
Matriculation Certificate	238	217	91.2
Single Subject	23	9	39.1
Chemistry	44	29	65.9
Matriculation Certificate	39	29	74.4
Single Subject	5	0	0.0
Computing	126	113	89.7
Matriculation Certificate	117	105	89.7
Single Subject	9	8	88.9
Economics	59	37	62.7
Matriculation Certificate	52	34	65.4
Single Subject	7	3	42.9
Engineering Drawing & Graph. Comm.	107	79	73.8
Matriculation Certificate	106	78	73.6
Single Subject	1	1	100.0
English	1539	1258	81.7
Matriculation Certificate	1371	1146	83.6
Single Subject	168	112	66.7
Environmental Science	517	441	85.3
Matriculation Certificate	506	435	86.0
Single Subject	11	6	54.5
French	118	103	87.3
Matriculation Certificate	109	98	89.9
Single Subject	9	5	55.6
Geography	124	97	78.2
Matriculation Certificate	122	96	78.7
Single Subject	2	1	50.0
German	29	29	100.0
Matriculation Certificate	27	27	100.0
Single Subject	2	2	100.0
History	85	76	89.4
Matriculation Certificate	82	75	91.5
Single Subject	3	1	33.3
Home Economics & Human Ecology	83	66	79.5
Matriculation Certificate	75	59	78.7
Single Subject	8	7	87.5

**Table 5.15: Passes in Intermediate Level Subjects
in 2011 (page 2 of 2)**

Subject	Registered	Grades A-E	
		N	%
Information Technology	282	259	91.8
Matriculation Certificate	278	256	92.1
Single Subject	4	3	75.0
Italian	200	181	90.5
Matriculation Certificate	181	167	92.3
Single Subject	19	14	73.7
Maltese	612	550	89.9
Matriculation Certificate	556	508	91.4
Single Subject	56	42	75.0
Marketing	302	267	88.4
Matriculation Certificate	283	260	91.9
Single Subject	19	7	36.8
Music	9	8	88.9
Matriculation Certificate	9	8	88.9
Single Subject	0	0	0.0
Philosophy	772	604	78.2
Matriculation Certificate	732	582	79.5
Single Subject	40	22	55.0
Physics	747	629	84.2
Matriculation Certificate	684	586	85.7
Single Subject	63	43	68.3
Pure Mathematics	462	346	74.9
Matriculation Certificate	423	330	78.0
Single Subject	39	16	41.0
Religious Knowledge	474	421	88.8
Matriculation Certificate	451	409	90.7
Single Subject	23	12	52.2
Russian	2	1	50.0
Matriculation Certificate	0	0	0.0
Single Subject	2	1	50.0
Sociology	379	286	75.5
Matriculation Certificate	372	283	76.1
Single Subject	7	3	42.9
Spanish	19	16	84.2
Matriculation Certificate	16	14	87.5
Single Subject	3	2	66.7
Systems of Knowledge	2374	2143	90.3
Matriculation Certificate	2367	2141	90.5
Single Subject	7	2	28.6

Table 5.14 shows that in Intermediate level subjects, the overall pass rate was:

- *over 90% in five subjects:*
German, Information Technology, Italian, Maltese and Systems of Knowledge.
- *between 80-89% in thirteen subjects:*
Accounting, Art, Biology, Computing, English, Environmental Science, French, History, Marketing, Music, Physics, Religious Knowledge, and Spanish.
- *between 70-79% in six subjects:*
Engineering Drawing & Graphical Communication, Geography, Home Economics & Human Ecology, Philosophy, Pure Mathematics and Sociology.
- *between 60-69% three subjects:*
Applied Mathematics, Chemistry, and Economics
- *between 50-59% one subject:*
Russian.

SECTION 6.0: GENERAL STATISTICS

This section gives an overview of the general statistics of the Matriculation Certificate from 1997 to 2011. These data allow one to observe the trends that have been developing since this system of examinations was introduced in the Maltese Islands.

Table 6.1 shows the numbers of candidates that have qualified for the Matriculation Certificate annually and by session.

Table 6.1: Candidates qualified for the Matriculation Certification 1997-2011

Year	Candidates	Qualified in May		Qualified in September		Total Qualified	
	N	N	%	N	%	N	%
1997	1309	775	59.2	197	15.0	972	74.3
1998	1630	787	48.3	255	15.6	1042	63.9
1999	1721	878	51.0	238	13.8	1116	64.8
2000	1862	950	51.0	275	14.8	1225	65.8
2001	1981	1043	52.7	247	12.5	1290	65.1
2002	2018	1106	54.8	280	13.9	1386	68.7
2003	2059	1089	52.9	306	14.9	1395	67.8
2004	2233	1063	47.6	319	14.3	1382	61.9
2005	2455	1136	46.3	333	13.6	1469	59.8
2006	2550	1297	50.9	259	10.2	1556	61.0
2007	2532	1169	46.2	426	16.8	1595	63.0
2008	2356	1086	46.1	387	16.4	1473	62.5
2009	2439	1231	50.5	346	14.2	1577	64.7
2010	2414	1208	50.0	310	12.8	1518	62.9
2011	2367	1219	51.5	328	13.9	1547	65.4

This table shows that the overall percentage pass rate was highest in the first year of operation. Around three fourths of the candidates passed in 1997. For the next four years, the pass rate stabilised around 65%. In the following two years, the pass rate was around 68.0%. In 2004, the pass rate was lower, reaching 61.9% and in 2005, it was the lowest so far, at 59.8%. Between 2004 and 2010, the average pass rate has been 62.3% with small fluctuations. The pass rate improved to 65.4% in 2011. It is worth pointing out that, on average, around 14% of the candidates qualify for the Matriculation Certificate after the Supplementary Session. In 2011, this percentage was about average, comparatively speaking, reaching 13.9%.

Table 6.2 below gives a breakdown of the statistics concerning the Supplementary session. This table shows how many candidates applied for the September session each year and how their performance in this session affected the overall grade of their certificate.

**Table 6.2: Supplementary Sessions 1997-2011:
Changes in Overall Grade**

Year	Candidates	No Change in Certificate Grade		Upgraded Certificate Grade		Upgraded / Qualified for Certificate		Upgraded / Fail to NF	
		N	%	N	%	N	%	N	%
1997	646	326	50.5	54	8.4	197	30.5	69	10.7
1998	937	509	54.3	46	4.9	255	27.2	127	13.6
1999	836	461	55.1	20	2.4	238	28.5	117	14.0
2000	914	482	52.7	40	4.4	275	30.1	117	12.8
2001	1016	587	57.8	46	4.5	247	24.3	136	13.4
2002	970	538	55.5	53	5.5	280	28.9	99	10.2
2003	1006	527	52.4	45	4.5	306	30.4	128	12.7
2004	1151	633	55.0	35	3.0	319	27.7	164	14.2
2005	1310	730	55.7	77	5.9	333	25.4	170	13.0
2006	1195	734	61.4	40	3.3	259	21.7	162	13.6
2007	1232	621	50.4	54	4.4	426	34.6	131	10.6
2008	1061	506	47.7	39	3.7	387	36.5	129	12.2
2009	1104	572	51.8	38	3.4	346	31.3	148	13.4
2010	1091	592	54.3	33	3.0	310	28.4	156	14.3
2011	1042	530	50.9	36	3.5	328	31.5	147	14.1

Over the years, around half of the candidates who applied for the Supplementary session did not improve the grade of their certificate after sitting the September session. A relatively small number of candidates who had already obtained an overall pass in May improved their grade after the September session. This subgroup has generally been less than 5%. Each year, around a third of the candidates upgrade their overall grade in September and consequently qualify for the Matriculation Certificate. Also, each year, between 10% and 14% of the candidates are classified as Narrowly Failed (N) after the Supplementary session.

Table 6.3 below gives a detailed breakdown of the four categories presented in Table 6.2. It shows that over the years Grade C has featured prominently in the different categories. Among those candidates who had no change in grade after the September session, the largest category (among those who had passed) remained with a Grade C. Amongst the candidates who had passed in May and improved their overall grade in September, the largest category has always been from Grade C to Grade B. Furthermore, among the candidates who upgraded their overall grade from a Fail to a Pass, by far the largest category upgraded to a Grade C. It is interesting to note that the trends in the Matriculation Certificate results have remained stable over the past years.

**Table 6.3: Supplementary Sessions 1998-2011:
Details of Changes in the Overall Grade**

	1998	1999	2000	2001	2002	2003	2004	2005	2006	2007	2008	2009	2010	2011
Registered Candidates	937	836	914	1016	970	1006	1151	1310	1195	1232	1061	1104	1091	1042
No Change in Grade	509 54.3%	461 55.1%	482 52.7%	587 57.8%	538 55.5%	527 52.4%	633 55%	730 56%	734 61.4%	621 50.4%	506 47.7%	572 51.8%	592 54.3%	530 50.9%
A → A	3	3	4	3	2	2	0	5	3	2	1	3	4	3
B → B	33	31	28	40	47	37	35	47	48	27	23	24	25	23
C → C	168	119	158	208	194	199	201	219	248	193	145	191	176	147
F → F	305	308	292	336	295	289	397	459	435	399	337	354	387	357
Upgraded	46 4.5%	20 2.4%	40 4.4%	46 4.5%	53 5.5%	45 4.5%	35 3.0%	77 5.9%	40 3.3%	54 4.4%	39 3.7%	38 3.4%	33 3.0%	36 3.5%
B → A	7	3	3	7	3	8	8	6	4	7	2	2	4	5
C → A	0	1	1	0	0	1	0	0	0	0	0	1	0	1
C → B	39	16	36	39	5	36	27	71	36	47	37	35	29	30
Upgraded/Qualified for Certificate	255 27.2%	238 28.5%	275 30.1%	247 24.3%	280 29.0%	306 30.4%	319 27.7%	333 25.4%	259 21.7%	426 34.6%	387 36.5%	346 31.3%	310 28.4%	328 31.5%
F → A	1	3	7	2	3	3	1	4	1	7	8	3	4	4
F → B	29	24	35	35	38	27	36	39	25	34	54	37	28	31
F → C	225	211	233	210	240	276	282	290	233	385	325	306	278	293
Upgraded to Narrowly Failed	127 13.6%	117 14.0%	117 12.8%	136 13.4%	99 10.2%	128 12.7%	164 14.3%	170 13%	162 13.6%	131 10.6%	129 12.2%	148 13.4%	156 14.3%	147 14.1%
F → N	127	117	117	136	99	128	164	170	162	131	129	148	156	147

SECTION 7.0: CONCLUSION

This report has been produced with the intention of providing valid and reliable information about various aspects of the 2011 Matriculation Certificate examination. The emphasis is on both the presentation of the information as well as on important analyses that are possible as a result of this information. The report also makes it possible for individuals and institutions to carry out further analyses on the data presented. This report may also be used as a basis of an evaluation of the Matriculation Certificate system of examinations that has been in operation for fifteen years to date.

Comments on this report and recommendations on improving this or similar documents published by the MATSEC Support Unit are welcome. These are to be sent to matsec@um.edu.mt.

APPENDICES