

MATSEC EXAMINATIONS BOARD

**MATRICULATION CERTIFICATE
EXAMINATIONS 2013**

**MATSEC SUPPORT UNIT
UNIVERSITY OF MALTA**

NOVEMBER 2014

FOREWORD

The regulations governing MATSEC examinations at Advanced and Intermediate levels underwent significant changes which came into effect on the 1st September 2012. A brief overview of the changes show that although the criteria for the award of the Matriculation Certificate have not changed, candidates may now take up to five years to qualify for the award. Furthermore, the September session is no longer a supplementary session but a separate session from the one held in May/June; candidates can sit for any number of subjects at Advanced and Intermediate levels, and the Matriculation Certificate is not graded. As a result of these changes, while some students have decided to spread their studies over a longer period than the normal two-year post-secondary course, other students have decided to attempt some examinations after the first year of the course.

This report is the first one published since these changes have taken place and a careful comparison of the statistical data presented hereunder and in the statistical reports of previous years can show how the new regulations have impacted on the registrations and results of the May/June and September sessions of examinations. For example, data for September 2013 show that a number of 17-year-olds and the odd 16-year-old registered for the examinations and registrations for Intermediate English and Systems of Knowledge show a marked increase. A number of candidates registered for more than two Advanced level subjects and others registered for more than four Intermediate levels required for the Matriculation Certificate. These and other data relating to results can be of use to various stakeholders, including students, tutors, parents, guidance teachers, subject teachers and other educators. Wherever possible data is given by subject and gender and only a limited analysis of the data is carried out, mainly by highlighting gender differences.

In 2013, there were 3734 candidates for the May/June session and 2259 candidates for the September session. Some of the latter took the September examinations as re-sits to improve the grades they obtained in the first session; others were new candidates who attempted one or more examinations for the first time. A total of 1690 candidates qualified for the Matriculation Certificate in 2013, which is significantly higher than the average number of successful candidates since 2009 which was 1547. Since candidates no longer register for the Matriculation Certificate but for Advanced and Intermediate levels subjects separately, it is no longer feasible to calculate the overall percentage pass rate for the Matriculation Certificate. However, it is possible to calculate the pass rate of the 18-year-old cohort. Thus, using the number of births in 1995 as a measure of the 18-year-old population in 2013, it is estimated that 27.1% of all 18-year-olds, consisting of 20.6% of the males and 34.3% the females born in 1995 qualified for the Matriculation Certificate in 2013. A table which appears for the first time in the final section of this report confirms the trend in the increase in the percentage of the 18-year-old cohort that obtains this compulsory requirement for admission to degree and diploma courses at the University of Malta since 2001. The same table confirms the fairly constant difference of about 12% between the percentages of successful males and females over the years. This report also reproduces the table, which shows the trends in registrations and pass rates in May and September from 1997 when the Matriculation Certificate examination was held for the first time, until the May 2012 session after which the regulations were changed.

In conclusion, I would like to thank the many persons who contributed to this report, including all the staff at the MATSEC Support Unit, the examiners, and the Examinations Department on whose effort and dedication we depend for the smooth running of the examinations. Other persons deserve special thanks, including Mr Leander Borg, Ms Margaret Borg and Mr Christian Attard who retrieved the data from the computer database, Mr Norman Deguara who typed the tables, and Ms Anna Cardona who checked the data.

Prof Frank Ventura
Chairman
MATSEC Examinations Board
November 2014

LIST OF CONTENTS

Foreword	page
Executive Summary	1
1.0 Introduction	4
1.1 Background	4
1.2 Administrative Information	5
1.3 Requests for Special Arrangements	6
1.4 The Examination Centres	6
1.5 Oral Examinations	7
1.6 Coursework	8
1.7 Practical Examinations	8
1.8 Revision of Papers	9
1.9 Examiners' Reports	9
2.0 May 2013 Registrations	10
3.0 May 2013 Results	22
4.0 September 2013 Registrations	27
5.0 September 2013 Results	31
6.0 General Statistics	36
7.0 Conclusion	40

LIST OF TABLES

	page
Table 1.1	5
Table 1.2	7
Table 1.3	7
Table 1.4	7
Table 1.5	8
Table 1.6	8
Table 2.1	10
Table 2.2	10
Table 2.3	10
Table 2.4	11
Table 2.5	16
Table 2.6	17
Table 2.7	17
Table 2.8	18
Table 2.9	20
Table 2.10	21
Table 3.1	22
Table 3.2	24
Table 3.3	26
Table 3.4	26
Table 4.1	27
Table 4.2	27
Table 4.3	27
Table 4.4	28
Table 4.5	29
Table 4.6	30
Table 5.1	31
Table 5.2	33
Table 5.3	35
Table 5.4	36
Table 6.1	36
Table 6.2	37
Table 6.3	38
Table 6.4	39
Table 6.5	39

LIST OF FIGURES

Figure 1	AM Registration by Gender: Group 1	12
Figure 2	AM Registration by Gender: Group 2	12
Figure 3	AM Registration by Gender: Group 3	13
Figure 4	AM Registration by Gender: Group 4	13
Figure 5	IM Registration by Gender: Group 1	14
Figure 6	IM Registration by Gender: Group 2	14
Figure 7	IM Registration by Gender: Group 3	15
Figure 8	IM Registration by Gender: Group 4	15

EXECUTIVE SUMMARY

This document reports on the Matriculation Examination of 2013 which was the first full session of Advanced and Intermediate Matriculation examinations after the change in regulations which came into effect on the 1st September 2012. The registrations and results of all candidates and of candidates of the 1995 cohort who turned 18 years of age in 2013 are included as separate subgroups. This report gives an overview of the administration aspect of the examinations and then presents the registration and results data of the examination sessions held in May-June and September. It also presents general statistics of the May and September sessions which have taken place between 1997 – 2013, to indicate the trends that have been developing since the Matriculation Certificate examinations were introduced in the Maltese Islands.

May 2013 Registrations

Matriculation Certificate

In total, 3,734 candidates registered for the examination of the May 2013 session: 1538 males and 2,196 females. There were 3,352 candidates from Malta (1379 males and 1973 females) and 382 candidates from Gozo (160 males and 222 females).

In 2013, the largest number of registrations belonged to the 1995 cohort. These are the candidates who turned eighteen in 2013. In total, 1835 children born in 1995 registered for the Matriculation examinations in May 2013. These consisted of 757 males and 1078 females, that is, 31.5% of the 2,403 males and 48.8% of the 2,210 females born in 1995 registered for these examinations in this session.

In 2013, females outnumbered males in the registrations of the Matriculation examinations. The relative proportions of males and females that made up the total Advanced Level registrations amounted to 40.8% males and 59.2% females. At Intermediate Level the proportions were 42.8% males and 57.2% females.

At Advanced level, the most popular subjects were Biology (630 candidates), Pure Mathematics (615), Accounting (545), English (537), Chemistry (448), Maltese (445) and Physics (441). Subjects with a significantly higher proportion of females included the languages as well as Art, Biology, Chemistry, Home Economics, Philosophy and Sociology. Males predominated in Advanced level Computing, Physics and Pure Mathematics.

At Intermediate level, the most popular subject was English (1547 candidates). This was followed by Philosophy (804), Physics (710), and Maltese (565). At this level, higher proportions of females than males were observed in Biology, Chemistry, Environmental Science, Home Economics, Philosophy, Physics, Pure Mathematics and Sociology. Males predominated in two subjects only: Computing and Engineering Drawing/Graphical Communication.

In Malta, the largest numbers of registrations came from the Northern Harbour region.

May 2013 Results

The results for all candidates show the distribution of grades overall and for males and females separately. In this session, at Advanced level, no statistically significant gender differences in performance were observed.

The May 2013 results of the 1995 cohort showed that 56.9% of the May 2013 candidates (53.8% of males and 59.1% of females) qualified for the Matriculation Certificate.

The overall percentages of requests for revision of papers averaged 8.2% for subjects at Advanced level and 4.0% for subjects at Intermediate level. At Advanced level, 21 out of the 492 requests for a revision of papers had their grade revised. At Intermediate level, 23 out of the 398 requests resulted in a higher grade.

September 2013 Registrations

A total of 2259 candidates registered for the examination in September: 958 males and 1301 females out of which there were 909 candidates from the 1995 cohort: 400 males and 509 females. Most of the candidates were taking the examinations as a re-sit to improve the grades they obtained in the May session. Other candidates sat for the Advanced and/or Intermediate examinations for the first time in September. This was possible since the new regulations establish that the September session of examinations is a new and separate session from the May session.

September 2013 Results

Overall, 389 candidates (183 males and 206 females) qualified for the Matriculation Certificate. Among these candidates there were 250 candidates of the 1995 cohort: 106 males and 144 females, that is, 27.5% of these candidates qualified for the Matriculation Certificate after the September session, including 26.5% males and 28.3% females.

The overall percentages of requests for revision of papers averaged 5.8% for subjects at Advanced level and 4.1% for subjects at Intermediate level. None of the 70 requests at Advanced level and the 122 requests at Intermediate level were upgraded.

Overall Results

In 2013, a total of 1680 candidates: 689 males and 991 females obtained the Matriculation Certificate. There were 1291 (76.8%) who qualified in the May session and 23.2% (389) who qualified in the September session.

The analysis on the 1995 cohort shows that 1252 of the candidates born in that year (495 males and 757 females) obtained the Matriculation Certificate in 2013. This means that 27.1% of the children born in 1995 (1,252 out of 4,613) obtained the obligatory entry requirements for University in 2013. There was a gender imbalance in this figure in favour of females: while 34.3% of females born in 1995 (757 out of 2,210) obtained the Matriculation Certificate in 2013, only 20.6% of males born in the same year (495 out of 2,403) obtained this qualification.

At Advanced level, when overall passes (Grades A to E) are considered, the range of pass rates in the different subjects varied from over 90% (Arabic, Geography, German and to less than 62% (Applied Mathematics).

At Intermediate level, when overall passes (Grades A to E) are considered, the range of pass rates in the different subjects also varied from over 90% (Arabic, German, Home Economics and Human Ecology, Information Technology and Music) to less than 60% in Theatre and Performance, which was examined at this level for the first time in 2013.

MATSEC EXAMINATIONS BOARD

MATRICULATION EXAMINATIONS 2013

SECTION 1.0: INTRODUCTION

1.1 Background

The Matriculation and Secondary Education Certificate (MATSEC) Board was set up in 1991. It is responsible for external examinations at two levels: (a) the Matriculation examinations which have replaced the GCE A-levels and (b) the Secondary Education Certificate (SEC) examinations which have replaced the General Certificate of Education Ordinary Level (GCE O-level) offered by English examination boards. The MATSEC Board offers examinations at Advanced (AM) and Intermediate Matriculation (IM) levels. Some candidates may sit for an examination in a single subject while other candidates may sit for several subjects in order to qualify for the Matriculation Certificate.

The Matriculation Certificate is based on the International Baccalaureate model that maintains that students develop into more mature individuals if their studies cover both the areas of the Humanities and the Sciences. In the Matriculation Certificate examination, subjects are divided into four groups and students must choose one subject from each of Groups 1, 2 and 3 and any other two subjects. This structure ensures that candidates choose subjects from both the Humanities and the Sciences areas. In addition, all students are obliged to sit for Systems of Knowledge, a pass in which is obligatory in order to be awarded the certificate. In this system of examinations, students normally study two subjects at Advanced level and another four at Intermediate level, including Systems of Knowledge. Some students may choose to sit for a different mix of Advanced and Intermediate examinations and this option is covered in the regulations. Although any of the subjects offered may be chosen, there are some restrictions laid out in the regulations for the award of the Matriculation Certificate (www.um.edu.mt/matsec/regulations).

The Matriculation Certificate requirements are intended to provide an opportunity for all students finishing post-secondary school education to obtain external certification for the subjects studied at school. The Matriculation Certificate is the obligatory general entry requirement into the University of Malta. In addition, certain Faculties have special course requirements in terms of the subjects needed for admission and the grades that are acceptable for further studies in particular areas. Students already in possession of the Matriculation Certificate have the opportunity to apply for specific subjects at Advanced and Intermediate levels to fulfil special course requirements.

The main session of the examinations is held in May-June while a second session is held in September. The regulations of these examinations were first published in 1994, and candidates took the examinations for the first time in 1997. These regulations were amended in 2012 to give candidates the opportunity to qualify for the Matriculation certificate over a period of five years but the other criteria were not changed. These criteria require candidates to obtain a pass in at least one of the subjects offered in each of Groups 1, 2 and 3 and Systems of Knowledge and gain at least 44 grade points. Grade points are awarded as follows:

For subjects at Advanced Level:

Grade A	=	30 grade points
Grade B	=	24 grade points
Grade C	=	18 grade points
Grade D	=	12 grade points
Grade E	=	6 grade points

For subjects at Intermediate Level:

Grade A	=	10 grade points
Grade B	=	8 grade points
Grade C	=	6 grade points
Grade D	=	4 grade points
Grade E	=	2 grade points

The Certificate is issued once and it is not graded. The results of the individual subjects are graded A to E, with Grade A being the highest grade.

In the September session, candidates are allowed to re-sit one subject at Advanced level, up to a maximum of four subjects at Intermediate level – one from each of Groups 1, 2, 3 and 4 - and Systems of Knowledge. The same restrictions apply to students who wish to sit for the Matriculation examination for the first time in September.

The present document reports on the Matriculation examinations which took place in 2013. The report first gives an overview of the administration aspect of the examinations and then presents the registration data and results of the session in May and the second session in September. It also presents general statistics of the May and September sessions which have taken place between 1997 and 2012 to indicate the trends that have been developing since the Matriculation Certificate system of examinations was introduced in the Maltese Islands.

1.2 Administrative Information

2013 May Session

The timetable for the May session was issued in mid-October 2012 (a copy is available in Appendix A). Registration for the examinations took place between 26th November - 14th December 2012. Late applications were received on 7th and 8th January 2013. All applications were received at the Department of Examinations, Floriana and the Examinations Centre, Victoria, Gozo. They were processed by the Examinations Department, Floriana. A total of 3734 candidates (1538 males and 2196 females) registered for the Matriculation examinations of May 2013. Most candidates sat for Advanced and Intermediate Level subject in order to qualify for the Matriculation Certificate. Other candidates sat for Advanced Level and Intermediate Level subjects as single subjects. Table 1.1 below shows the number of registrations for the Advanced and Intermediate Matriculation examinations in May 2013.

Table 1.1: Registrations for Matriculation Examinations 2013

Year	Advanced Level			Intermediate Level		
	Males	Females	Total	Males	Females	Total
2013	1385	2011	3396	1262	1690	2952

The following subjects were offered for examination:

Accounting,	Applied Mathematics,	Arabic,
Art,	Biology,	Chemistry,
Classical Studies*,	Computing,	Economics
Engineering Drawing**,	Engineering Drawing/Graphical Communication*,	
English,	Environmental Science*,	French,
Geography,	German,	Graphical Communication**
Greek,	History,	Home Economics,
Information Technology,	Italian,	Maltese,
Marketing,	Music,	Philosophy,
Physics,	Pure Mathematics,	Religious Knowledge,
Russian,	Sociology,	Spanish,
Systems of Knowledge*,	Theatre and Performance*.	

*Offered at Intermediate Level only.

**Offered at Advanced Level only.

These subjects are grouped as follows:

Group 1: Arabic, English, French, German, Greek, Italian, Maltese, Russian and Spanish.

Group 2: Accounting, Classical Studies, Economics, Geography, History, Marketing, Philosophy, Religious Knowledge and Sociology.

Group 3: Applied Mathematics, Biology, Chemistry, Environmental Science, Physics, and Pure Mathematics.

Group 4: Art, Computing, Engineering Drawing, Engineering Drawing / Graphical Communication, Graphical Communication, Home Economics, Information Technology, Music, and Theatre and Performance.

Systems of Knowledge.

The written examinations took place between 23rd April and 31st May 2013 and the results were sent by sms and results slips were posted on 11th July 2013. In this session, there were 3393 (90.86%) of the Matriculation Examination candidates who applied to receive their results by sms. Registration for the service of a Revision of Papers took place between 25th July and 30th July 2013 at the MATSEC Building, University of Malta.

2013 September Session

The timetable for the September session was also issued in mid-October 2012 (see Appendix A).

Registration for the examinations took place between 19th July and 28th July 2013.

All applications were received and processed by the MATSEC Support Unit, University of Malta. There were 2259 candidates who registered for the Matriculation examinations (958 males and 1301 females), these included 909 candidates of the 1995 candidates (400 male and 509 females).

The examinations were held between 30th August and 7th September 2013.

All the subjects offered for examination in the May session were offered in the September session but registrations were restricted to the mix of subjects as outlined on page 2.

Registration for the service of a Revision of Papers took place on 2nd October 2013 at the MATSEC Support Unit, University of Malta.

1.3 Requests for Special Arrangements

Requests for Special Arrangements during MATSEC examinations were received during the period of registration. Candidates needed to fill in a special form available from the MATSEC website. This year, there were 43 applications for special arrangements that were considered by the Access Disability Support Committee of the University of Malta.

1.4 The Examination Centres

In Malta, the administration of the examinations in the different centres was the responsibility of the Examinations Department, Floriana.

In Gozo, the administration of the examinations in the different centres was the responsibility of the Examinations Centre, Victoria.

1.5 Oral Examinations

Tables 1.2 and 1.3 show the dates of the oral examinations at Advanced and Intermediate levels.

**Table 1.2: Oral Examinations –
Advanced Level**

Subject	Dates
English	20 th , 22 nd , 23 rd , 24 th , 25 th April
French	25 th March
German	6 th April
Italian	13 th April
Maltese	23 rd March
Russian	6 th April
Spanish	6 th April

**Table 1.3: Oral Examinations –
Intermediate Level**

Subject	Dates
Arabic	23 th April
English	15 th , 16 th , 17 th , 18 th , 19 th April
French	21 st March
German	26 th March
Italian	4 th , 5 th April
Maltese	8 th , 9 th , 10 th , 11 th April
Russian	26 th March
Spanish	26 th March

In Malta, the oral examinations were held at St Aloysius College, Birkirkara. In Gozo, the examinations were held at the Examinations Centre, Victoria.

Teachers were recruited for the oral examinations on the basis of the recommendation of the Chairperson of the respective subjects.

Tables 1.4 and 1.5 show the numbers of examiners involved in the different subjects at the two levels.

**Table 1.4: Examiners used for Orals
of Advanced Level Examinations**

Subject	Malta	Gozo	Total
Arabic	1	0	1
English	6	2	8
French	9	1	10
German	3	1	4
Italian	6	2	8
Maltese	11	2	13
Russian	1	0	1
Spanish	2	1	3
Total	22	5	27

**Table 1.5: Examiners used for Orals
of Intermediate Level Examinations**

Subject	Malta	Gozo	Total
Arabic	1	0	1
English	16	5	21
French	9	1	10
German	2	1	3
Italian	5	2	7
Maltese	7	5	12
Russian	1	0	1
Spanish	2	1	3
Total	43	15	58

1.6 Coursework

There were five subjects at Advanced Level with a coursework component in May 2013. These were: Art, Computing, Geography, Home Economics & Human Ecology and Information Technology. The coursework of private candidates was to be presented to the MATSEC Office and the Examinations Centre, Victoria, Gozo by 15th March 2013, while for Art the deadline was on 31st May 2013.

There were four subjects at Intermediate Level with a coursework component in May 2013. These were: Art, Computing, Information Technology and Systems of Knowledge. The coursework of private candidates was to be presented to the MATSEC and the Examinations Centre, Victoria, Gozo by 15th March 2013, while for Art the deadline was on 31st May 2013.

Private candidates and some school candidates were called for an interview in relation to the work presented for the coursework component of the subjects under consideration.

1.7 Practical Examinations

Practical examinations at Advanced Level were held in the following subjects: Art, Biology, Chemistry, Music and Physics. Table 1.7 shows the dates of these examinations:

Table 1.6: Advanced Level Practical Examinations

Subject	Dates
Biology	Friday, 6 th June
Chemistry	Thursday, 12 th June
Music	Tuesday, 23 rd April, Wednesday, 24 th April & Thursday, 23 rd May
Physics	Wednesday, 4 th June
CAD	Friday, 24 th & Saturday, 25 th January, Thursday, 20 th & Friday, 21 st March, Saturday, 31 st May.

In Malta, the practical examinations for Biology, Chemistry and Physics were held at the University laboratories and the Ian Franisk Abela Junior College laboratories. In addition the Stella Maris College laboratories were used for Biology. In Gozo, they were held at the laboratories of Gozo College Boys' Secondary School, Victoria.

In May 2013, the Music practical examination was held at the Music Studies Room, Mediterranean Institute, University of Malta and at the Ministry for Gozo, Victoria, Gozo.

1.8 Revision of Papers

Candidates who are not satisfied with the grade awarded to them in any subject may register for the service of a Revision of Papers. Information about the registration period for this service is posted to the candidates with their result slip. For each subject, an additional examiner is appointed to review the papers of the candidates who ask for a Revision of Papers. A brief report on the performance of the candidate is written in each case. This is forwarded to the candidate. A fee of €34.94 per subject is paid on registration. This fee is refundable in cases where the examiners' panel recommends a change in the original grade, which can only be an upgrade. In the May 2013 session, there were 492 requests for Revision of Papers at Advanced Level and 398 at Intermediate Level. In the September 2013 session, there were 70 requests for Revision of Papers at Advanced Level and 112 at Intermediate Level.

1.9 Examiners' Reports

For each subject, the Chairperson is required to write an Examiners' Report on the performance of the candidates in the examination. The information for this report is compiled from notes and comments made by the subject markers involved in the process. This report provides statistical data on the grades awarded and gives detailed feedback on the performance of the candidates. These reports were posted on the MATSEC website after October 2013.

SECTION 2.0: MAY 2013 REGISTRATIONS

The total number of candidates who registered for the September 2013 session of examinations is given in Table 2.1.

Table 2.1: May 2013 – Total Number of Candidates sitting for Matriculation Examinations

	Males	Females	Total
All candidates	1538	2196	3734
1995 Cohort	757	1078	1835

Table 2.2 presents the number of registrations for Advanced Level examinations in May 2013 by year of birth and gender.

Table 2.2: Advanced Level Registrations in May 2013 by Year of Birth and Gender

Year	Males	Females	Total
Pre-1992	159	333	492
1992	40	69	109
1993	116	132	248
1994	323	398	721
1995	723	1037	1760
1996	24	42	66
Total	1385	2011	3396

The largest number of registrations for Advanced Level examinations (51.8%) belonged to the 1995 cohort¹. This is the cohort that turned eighteen years of age in 2013. There were 4,613 children born in 1995 (2,403 males and 2,210 females) in the Maltese Islands. This means that 38.1% of the 18-year-old cohort born in 1995 (30.1% of males and 46.9% of females) registered for Advanced Level examinations in 2013.

Table 2.3 presents the number of registrations for Intermediate Level examinations in May 2013 by year of birth and gender.

Table 2.3: Intermediate Level Registrations in May 2013 by Year of Birth and Gender

Year	Males	Females	Total
Pre-1992	44	56	100
1992	31	45	76
1993	88	121	209
1994	298	357	655
1995	742	1057	1799
1996	59	54	113
Total	1262	1690	2952

The largest category of registrations for Intermediate Level examinations also belonged to the 1995 cohort (60.9%). This means that 39.0% of the children born in 1995 (30.9% males and 47.8% females) registered for Intermediate Level examinations. The second largest category of registrations came from the 19-year-olds (22.2%). Tables 2.2 and 2.3 indicate that, in both

¹ Data obtained from the National Statistics Office and used as the best estimate of 18-year-olds in the year covered in the present report.

Advanced and Intermediate Level examinations, there were more registrations from females than males. At Advanced Level, 59.2% of registrations were from females and 40.8% from males. At Intermediate Level, the total registrations were higher for females (57.2%) versus 42.8% for males.

Table 2.4 below provides information on the numbers of candidates, males and females, who applied for the Matriculation examinations at Advanced and Intermediate levels in the different subjects.

Table 2.4: May 2013 Matriculation Examination Registrations by Subject and Gender

Subjects	Advanced Level			Intermediate Level		
	Males	Females	Total	Males	Females	Total
Accounting	234	311	545	69	52	121
Applied Mathematics	7	2	9	35	15	50
Arabic	0	1	1	1	1	2
Art	29	73	102	10	27	37
Biology	197	433	630	44	191	235
Chemistry	163	285	448	14	32	46
Classical Studies	-	-	-	9	29	38
Computing	126	68	194	95	39	134
Economics	102	80	182	35	32	67
Engineering Drawing	5	1	6	-	-	-
Eng. Drawing & Graphical Comm.	-	-	-	76	24	100
English	127	410	537	714	833	1547
Environmental Science	-	-	-	164	327	491
French	26	84	110	46	73	119
Geography	33	41	74	80	62	142
German	9	18	27	13	13	26
Graphical Communication	11	7	18	-	-	-
Greek	0	0	0	0	0	0
History	67	68	135	39	50	89
Home Economics & Human Ecology	12	156	168	10	98	108
Information Technology	40	24	64	168	160	328
Italian	51	147	198	80	93	173
Latin	0	0	0	0	0	0
Maltese	133	312	445	226	339	565
Marketing	179	224	403	131	133	264
Music	8	2	10	0	10	10
Philosophy	69	120	189	302	502	804
Physics	299	142	441	320	390	710
Pure Mathematics	420	195	615	281	375	656
Religious Knowledge	65	114	179	168	237	405
Russian	0	1	1	4	2	6
Sociology	61	176	237	96	218	314
Spanish	14	22	36	12	14	26
Systems of Knowledge	-	-	-	958	1321	2279
Theatre & Performance	-	-	-	3	14	17

Figures 1 to 4 and Figures 5 to 8 that follow present the numbers of male and female registrations per subject at Advanced and Intermediate levels respectively. Please note that in these figures, AM refers to Advanced level subjects and IM refers to Intermediate level subjects.

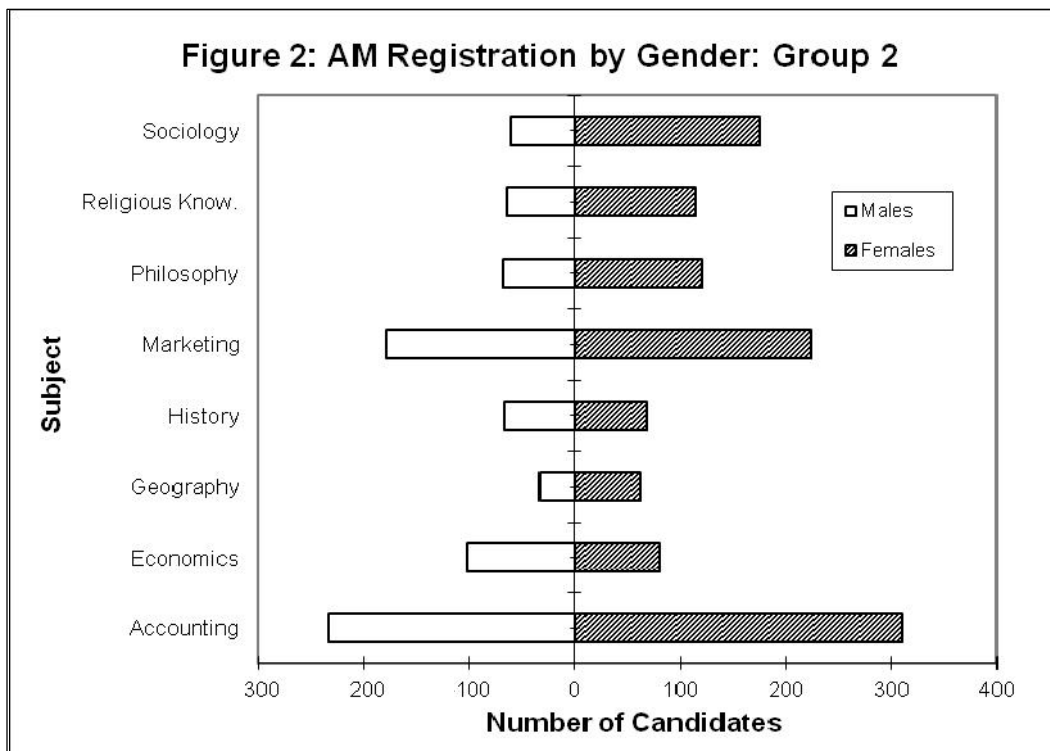
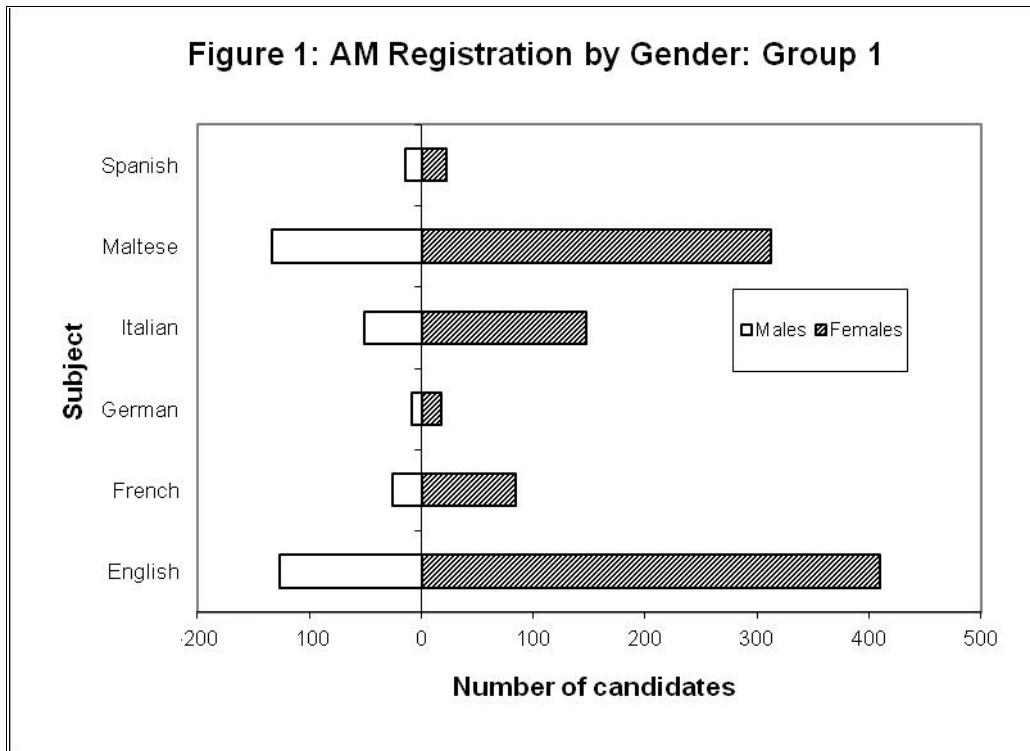


Figure 3: AM Registration by Gender: Group 3

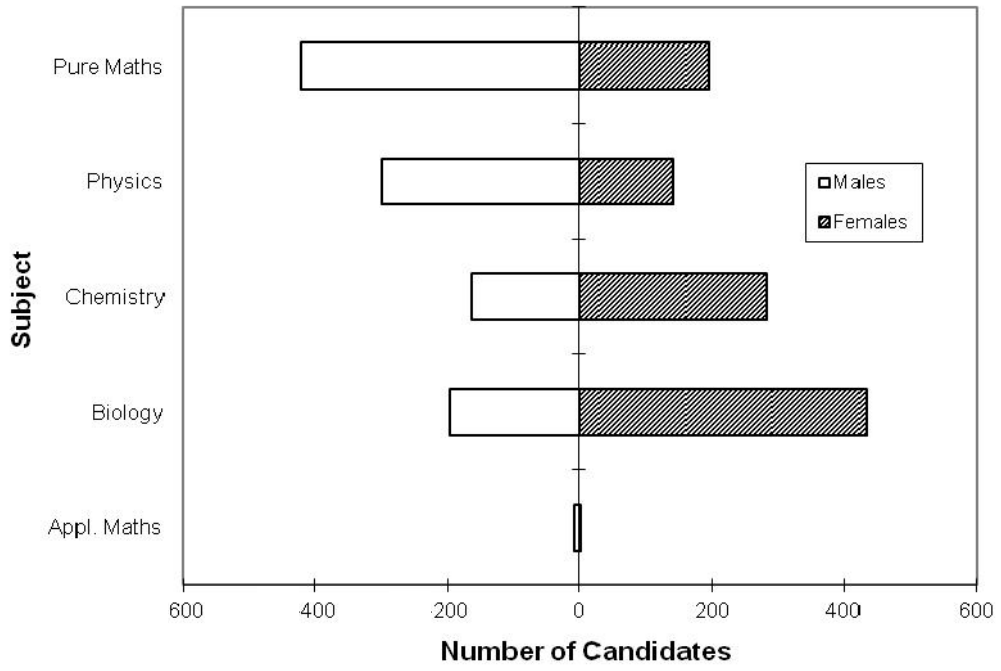


Figure 4: AM Registration by Gender: Group 4

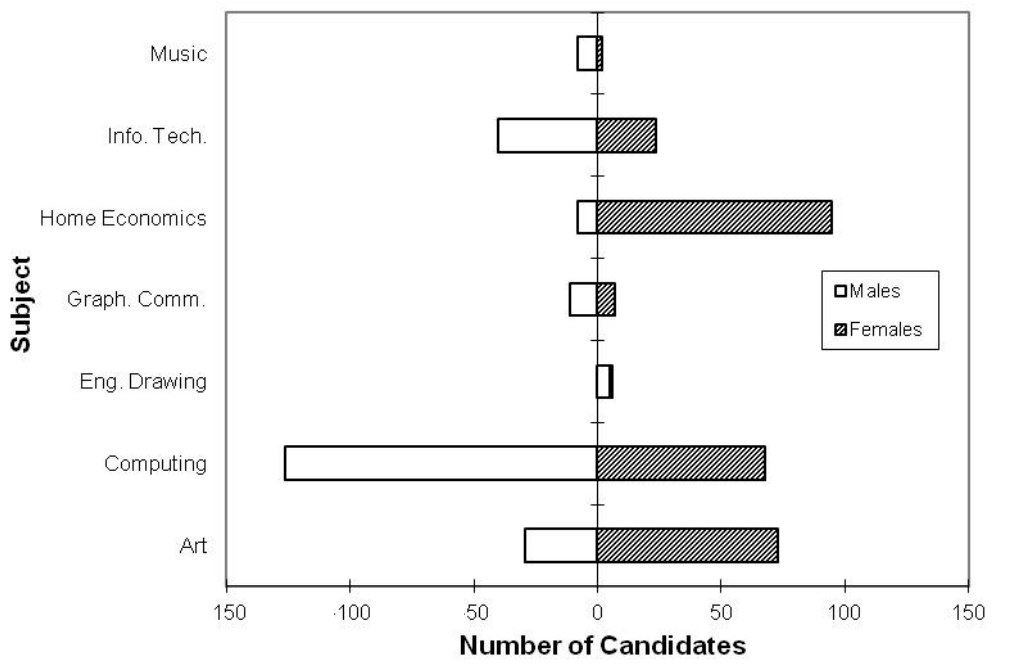


Figure 5: IM Registrations by Gender: Group 1

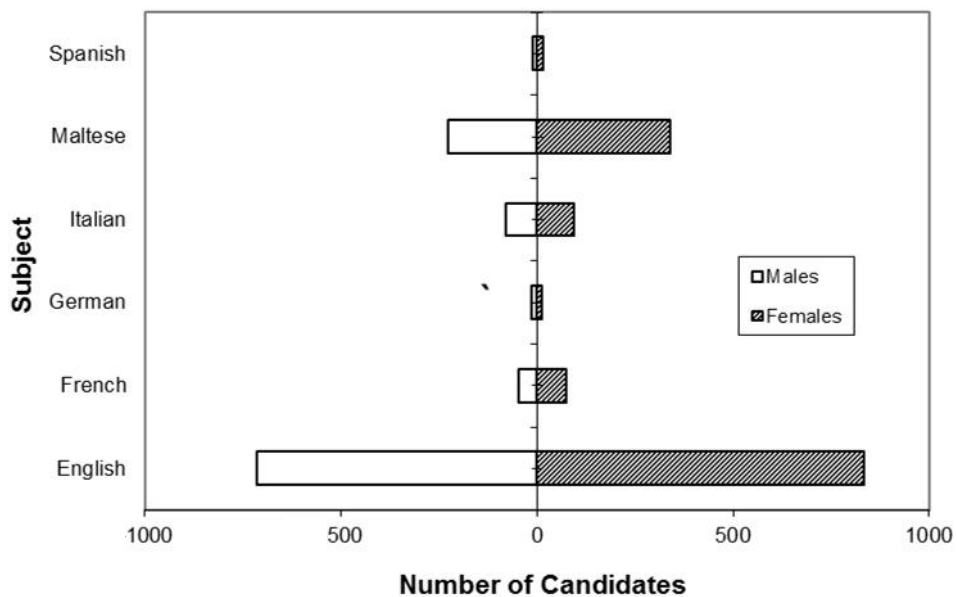


Figure 6: IM Registration by Gender: Group 2

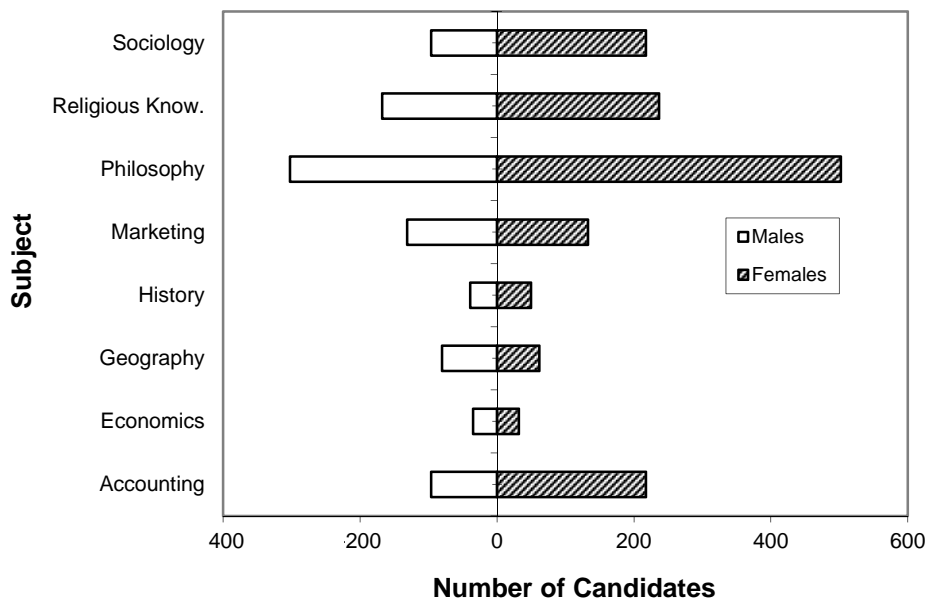


Figure 7: IM Registrations by Gender: Group 3

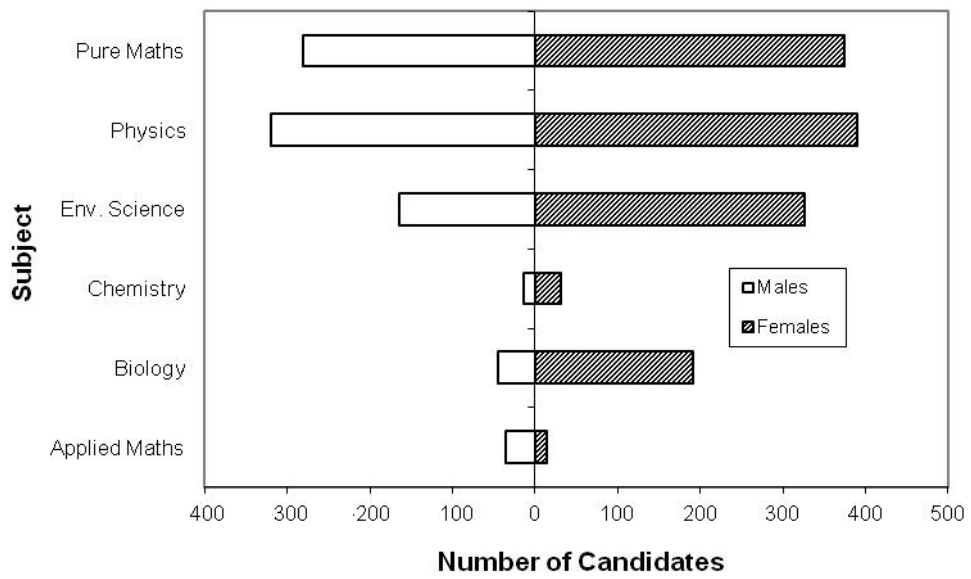
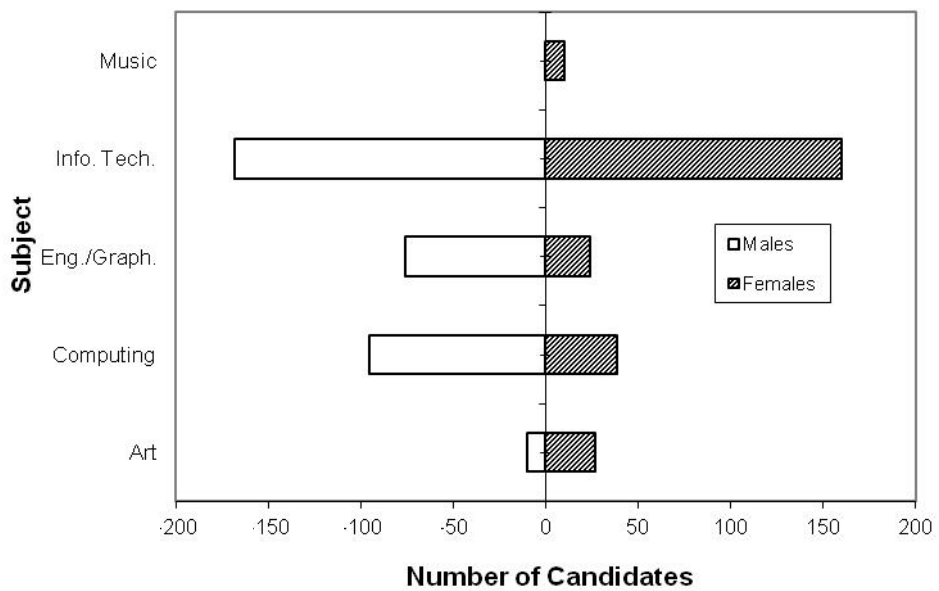


Figure 8: IM Registration by Gender: Group 4



In the Matriculation Certificate, the most popular subjects at Advanced level were Biology (630 candidates), Pure Mathematics (615), Accounts (545), English (537) Chemistry (448), Maltese (445) and Physics (441), At Intermediate level, the most popular subject was English (1547 candidates). This was followed by Philosophy (804), Physics (710), and Maltese (565). At Advanced level, subjects with a significantly higher proportion of females included the languages, Art, Biology, Chemistry, Home Economics, Philosophy and Sociology. Males predominated in Advanced level Computing, Physics and Pure Mathematics.

At Intermediate level, a higher proportion of female than male candidates was observed in Biology, Chemistry, Environmental Science, Home Economics, Maltese, Philosophy, Physics, Pure Mathematics and Sociology. It is interesting to note that more males than females tended to study Physics and Pure Mathematics at Advanced level, while more females than males tended to study these subjects at Intermediate level. Males only predominated in two subjects at Intermediate level: Computing and Engineering Drawing/Graphical Communication.

Although the award of the Matriculation Certificate depends on passes in two subjects at Advanced Level, three at Intermediate Level and Systems of Knowledge, a number of candidates sit for more examinations than required. Table 2.5 below provides information on the numbers of candidates, males and females, who applied for 1 to 5 subjects at Advanced Matriculation level and 1 to 5 subjects at Intermediate Level in the different subjects, including Systems of Knowledge.

Table 2.5 shows that most registrations were for two Advanced and four Intermediate Level subjects, which included Systems of Knowledge. This indicates that most candidates were aiming at obtaining the Matriculation Certificate in May. A significant number of candidates registered for one Advanced Level examination only and a small number attempted three Advanced Level examinations. Similarly, a small number of candidates registered for five Intermediate Level subjects.

Table 2.5: May 2013 Registrations by Number of Subjects, Level and Gender

No. of subjects	Advanced			Intermediate		
	Males	Females	Total	Males	Females	Total
1	303	533	836	197	237	434
2	1064	1450	2514	109	145	254
3	17	28	45	55	69	124
4	0	0	0	882	1223	2105
5	1	0	1	19	16	35

This year there were 43 candidates who requested special arrangements at this level. Table 2.5 shows the presenting conditions of these candidates. It is important to point out that applications by candidates with disability were processed by the Access - Disability Support Committee of the University of Malta. This committee decides on appropriate arrangements to enable these candidates to access the examinations. In general, special arrangements included extra time and rest periods, large print, as well as special instructions to examiners of oral components, invigilators and markers.

Table 2.6 below shows the number of registrations by subject at Advanced and Intermediate levels made by candidates who requested special arrangements.

**Table 2.6: Number of Requests for Special Arrangements
by Presenting Condition in 2013**

Condition	No.
ADD/ADHD	5
Autism Spectrum Disorder	0
DCD/ Dyspraxia	3
Hearing Impairment	1
Last minute Injuries	1
Medical Condition	5
Mental Health	4
Mobility Problems	3
SpLD/ADHD	4
SpLD/Dyslexia	12
Stammer	2
Visual Impairment	3
Total	43

**Table 2.7: Number of Registrations by Subject by Candidates who
Requested Access Arrangements in May 2013**

Subjects	Advanced	Intermediate
	Total	Total
Accounting	3	1
Applied Mathematics	0	0
Arabic	0	0
Art	2	1
Biology	8	6
Chemistry	4	1
Classical Studies	-	0
Computing	4	0
Economics	1	0
Engineering Drawing	0	-
Engineering Drawing & Graphical Comm.	-	2
English	6	26
Environmental Science	-	7
French	1	1
Geography	3	3
German	1	0
Graphical Communication	1	-
Greek	0	0
History	0	2
Home Economics & Human Ecology	3	4
Information Technology	1	7
Italian	2	2

Latin	0	0
Maltese	2	7
Marketing	6	7
Music	0	0
Philosophy	3	14
Physics	8	5
Pure Mathematics	9	7
Religious Knowledge	2	4
Russian	0	0
Sociology	6	3
Spanish	1	0
Systems of Knowledge	-	33
Theatre & Performance	-	1

Tables 2.8 and 2.9 below present the number of candidates who registered for the Matriculation examinations from the different localities in Malta and Gozo. The data are grouped by locality as well as by region.

**Table 2.8: May 2013 - Registrations of Matriculation Examinations
Candidates by Region and Locality in Malta (Part 1 of 2)**

Locality - Malta	Males	Females	Total
Southern Harbour	185	321	506
Birgu	5	5	10
Bormla	12	17	29
Fgura	36	58	94
Floriana	3	9	12
Isla	1	3	4
Kalkara	15	15	30
Luqa	17	23	40
Marsa	3	14	17
Paola	13	35	48
Santa Lu ija	9	14	23
Tarxien	30	41	71
Valletta	8	12	20
Xg ajra	2	8	10
abbar	31	67	98
Northern Harbour	407	563	970
Birkirkara	59	80	139
Blata l-Bajda	0	1	1
Fleur-de-Lys	4	3	7
G`Mangia	7	6	13
G ira	18	26	44
amrun	15	23	38
Ibra	0	0	0
Kappara	6	17	23
Msida	17	23	40
Pembroke	30	42	72
Pieta'	5	11	16

Qormi	52	65	117
San iljan	38	41	79
San wann	41	57	98
Santa Venera	19	36	55
Sliema	35	53	88
St Andrews	0	1	1
Swatar	18	22	40
Swieqi	37	50	87
Ta'Xbiex	6	6	12
South Eastern	238	368	606
Bir ebbu a	34	55	89
G axaq	7	23	30
Gudja	22	18	40
Kirkop	15	16	31
Marsascalea	37	62	99
Marsaxlokk	10	31	41
Mqabba	9	26	35
Qrendi	7	21	28
Safi	8	10	18
ejtun	45	40	85
urrieq	44	66	110
Western	279	335	614
Attard	81	85	166
Ba rija	3	7	10
Balzan	28	26	54
Dingli	13	19	32
Iklin	15	29	44
Lija	16	12	28
Mdina	3	0	3
Mtarfa	13	16	29
Rabat	35	35	70
Si iewi	35	45	80
ebbu	37	61	98
Northern	270	386	656
Ba ar i - ag aq	4	3	7
Bu ibba	7	10	17
Burmarrad	3	2	5
G arg ur	7	6	13
Madliena	5	6	11
Manikata	0	4	4
Mellie a	30	52	82
M arr	13	12	25
Mosta	101	134	235
Mrie el	0	0	0
Naxxar	58	99	157
Qawra	10	14	24
San Pawl il-Ba ar	23	36	59
San Pawl tat-Tar a	8	7	15
Xemxija	1	1	2
Total	1379	1973	3352

**Table 2.9: May 2013- Registrations of Matriculation Examinations
Candidates by Locality in Gozo**

Locality - Gozo	Males	Females	Total
Fontana	7	3	10
G ajnsielem	16	22	38
G arb	8	11	19
G asri	3	3	6
Ker em	7	10	17
Marsalforn	2	5	7
Munxar	7	8	15
Nadur	12	25	37
Qala	7	18	25
San Lawrenz	3	6	9
Sannat	10	12	22
Santa Lu ija	0	2	2
Victoria	41	36	77
Xag ra	14	29	43
Xewkija	18	25	43
Xlendi	0	1	1
ebbu	5	6	11
Total	160	222	382

The data are grouped by locality as well as by region. In Malta, the largest number of registrations for the Matriculation Certificate by region came from the Northern Harbour region and from the locality of Mosta. In Gozo, the largest number of candidates came from the locality of Victoria.

Table 2.10 below shows the numbers of candidates who registered for a Revision of Papers after the May 2013 results were issued.

Table 2.10: May 2013 - Registrations for Revision of Papers						
	Advanced Level			Intermediate Level		
Subject	Registered	Requested	%	Registered	Requested	%
Accounting	545	22	4	121	4	3.3
Applied Maths	9	1	11.1	50	1	2
Arabic	1	0	0	2	0	0
Art	102	22	21.6	37	1	2.7
Biology	630	52	8.3	235	3	1.3
Chemistry	448	126	28.1	46	4	8.7
Classical Studies	-	-	-	38	0	0
Computing	194	23	11.9	134	4	3
Economics	182	4	2.2	67	3	4.5
Eng. Drawing & Graph Comm.	-	-	-	100	2	2
Eng. Drawing	6	0	0	-	-	-
English	537	46	8.6	1547	88	5.7
Environ. Science	-	-	-	491	6	1.2
French	110	13	11.8	119	6	5
Geography	74	3	4.1	142	5	3.5
German	27	1	3.7	26	2	7.7
Graph. Comm.	18	1	5.6	-	-	-
Greek	0	0	0	0	0	0
History	135	10	7.4	89	3	3.4
Home Econ. & Human Ecology	168	7	4.2	108	1	0.9
Info Technology	64	1	1.6	328	8	2.4
Italian	198	12	6.1	173	7	4
Latin	0	0	0	0	0	0
Maltese	445	19	4.3	565	23	4.1
Marketing	403	22	5.5	264	8	3
Music	10	0	0	10	0	0
Philosophy	189	11	5.8	804	47	5.8
Physics	441	36	8.2	710	25	3.5
Pure Maths	615	41	6.7	656	25	3.8
Religious Know.	179	6	3.4	405	9	2.2
Russian	1	0	0	6	0	0
Sociology	237	13	5.5	314	23	7.3
Spanish	36	0	0	26	1	3.8
Systems of Knowledge	-	-	-	2279	89	3.9
Theatre & Perf.	-	-	-	17	0	0
Total	6004	492	8.2	9909	398	4

The overall percentage of requests for a Revision of Papers was higher for subjects at Advanced level compared to the Intermediate level (8.2% and 4.0% respectively). Data relating to the outcome of these requests are presented in the following section.

SECTION 3.0: MAY 2013 RESULTS

Table 3.1 (Parts 1 and 2) present the Advanced Level results by gender obtained in the different subjects for all candidates. Table 3.2 (Parts 1 and 2) present the Intermediate Level results in the different subjects by gender.

Table 3.1: May 2013 - Advanced Level Results by Subject and Gender: (Part 1 of 2)

Subjects	A	B	C	D	E	F	Abs	Total
Accounting	12	71	153	71	86	116	36	545
Females	7	36	86	35	50	72	25	311
Males	5	35	67	36	36	44	11	234
Applied Mathematics	0	0	2	1	3	2	1	9
Females	0	0	0	0	1	1	0	2
Males	0	0	2	1	2	1	1	7
Art	2	14	26	21	15	18	6	102
Females	2	12	19	13	11	14	2	73
Males	0	2	7	8	4	4	4	29
Arabic	0	0	0	1	0	0	0	1
Females	0	0	0	1	0	0	0	1
Males	0	0	0	0	0	0	0	0
Biology	81	151	142	94	76	73	13	630
Females	49	100	95	75	51	55	8	433
Males	32	51	47	19	25	18	5	197
Chemistry	43	81	124	66	54	66	14	448
Females	22	46	86	47	41	33	10	285
Males	21	35	38	19	13	33	4	163
Computing	13	31	61	37	25	25	2	194
Females	5	11	18	13	10	11	0	68
Males	8	20	43	24	15	14	2	126
Economics	21	34	55	22	12	26	12	182
Females	8	13	20	12	7	15	5	80
Males	13	21	35	10	5	11	7	102
Engineering Drawing	0	4	1	0	0	1	0	6
Females	0	0	1	0	0	0	0	1
Males	0	4	0	0	0	1	0	5
English	23	54	173	126	55	77	29	537
Females	16	45	130	105	42	51	21	410
Males	7	9	43	21	13	26	8	127
French	6	19	28	25	16	13	3	110
Females	3	15	24	20	9	11	2	84
Males	3	4	4	5	7	2	1	26
Geography	3	12	26	14	15	4	0	74
Females	2	7	14	10	6	2	0	41
Males	1	5	12	4	9	2	0	33
German	8	4	4	4	6	1	0	27
Females	4	3	3	3	4	1	0	18
Males	4	1	1	1	2	0	0	9
Graphical Comm.	2	3	7	3	2	1	0	18
Females	1	1	2	1	1	1	0	7
Males	1	2	5	2	1	0	0	11
Greek	0	0	0	0	0	0	0	0
Females	0	0	0	0	0	0	0	0
Males	0	0	0	0	0	0	0	0

**Table 3.1: May 2013 Advanced Level Results by Subject and Gender:
All Candidates (Part 2 of 2)**

Subjects	A	B	C	D	E	F	Abs	Total
History	2	15	43	28	14	14	19	135
Females	1	4	19	14	10	11	9	68
Males	1	11	24	14	4	3	10	67
H'Economics & H'Ecol.	10	23	59	28	27	20	1	168
Females	10	22	55	26	24	19	0	156
Males	0	1	4	2	3	1	1	12
Info. Technology	6	17	17	11	6	3	4	64
Females	2	9	5	2	4	2	0	24
Males	4	8	12	9	2	1	4	40
Italian	16	30	50	31	23	40	8	198
Females	12	21	40	26	14	28	6	147
Males	4	9	10	5	9	12	2	51
Latin	0	0	0	0	0	0	0	0
Females	0	0	0	0	0	0	0	0
Males	0	0	0	0	0	0	0	0
Maltese	20	87	170	64	56	38	10	445
Females	14	69	125	40	33	24	7	312
Males	6	18	45	24	23	14	3	133
Marketing	20	64	117	70	40	54	38	403
Females	10	42	62	42	17	29	22	224
Males	10	22	55	28	23	25	16	179
Music	0	2	4	1	1	0	2	10
Females	0	0	1	0	1	0	0	2
Males	0	2	3	1	0	0	2	8
Philosophy	10	34	49	23	21	34	18	189
Females	6	26	32	13	11	19	13	120
Males	4	8	17	10	10	15	5	69
Physics	20	64	110	100	54	81	12	441
Females	4	25	36	34	18	21	4	142
Males	16	39	74	66	36	60	8	299
Pure Mathematics	46	99	116	44	75	198	37	615
Females	17	43	36	11	18	58	12	195
Males	29	56	80	33	57	140	25	420
Religious Knowledge	13	25	50	33	20	20	18	179
Females	6	14	32	18	16	16	12	114
Males	7	11	18	15	4	4	6	65
Russian	0	0	0	0	0	0	1	1
Females	0	0	0	0	0	0	1	1
Males	0	0	0	0	0	0	0	0
Sociology	7	22	58	46	45	37	22	237
Females	5	16	44	34	36	27	14	176
Males	2	6	14	12	9	10	8	61
Spanish	5	9	10	4	4	3	1	36
Females	3	7	6	3	2	1	0	22
Males	2	2	4	1	2	2	1	14

**Table 3.2: May 2013 - Intermediate Level Results by Subject and Gender:
All Candidates (Part 1 of 2)**

Subjects	A	B	C	D	E	F	Abs	Total
Accounting	16	21	28	26	16	10	4	121
Females	8	11	12	6	9	4	2	52
Males	8	10	16	20	7	6	2	69
Applied Mathematics	5	11	12	6	6	8	2	50
Females	1	6	5	0	1	1	1	15
Males	4	5	7	6	5	7	1	35
Arabic	0	0	0	0	2	0	0	2
Females	0	0	0	0	1	0	0	1
Males	0	0	0	0	1	0	0	1
Art	0	3	13	9	8	3	1	37
Females	0	2	11	8	3	2	1	27
Males	0	1	2	1	5	1	0	10
Biology	20	48	69	38	15	26	19	235
Females	17	40	54	35	12	20	13	191
Males	3	8	15	3	3	6	6	44
Chemistry	5	5	8	8	2	14	4	46
Females	3	3	7	6	1	11	1	32
Males	2	2	1	2	1	3	3	14
Classical Studies	6	3	9	4	7	9	0	38
Females	4	3	8	3	6	5	0	29
Males	2	0	1	1	1	4	0	9
Computing	5	22	46	31	13	16	1	134
Females	0	5	19	8	4	3	0	39
Males	5	17	27	23	9	13	1	95
Economics	1	12	19	15	6	11	3	67
Females	1	4	10	8	4	3	2	32
Males	0	8	9	7	2	8	1	35
Eng. Dr./Graph. Comm.	5	14	22	20	22	15	2	100
Females	0	4	4	4	6	6	0	24
Males	5	10	18	16	16	9	2	76
English	138	229	405	219	255	282	19	1547
Females	81	126	214	117	133	152	10	833
Males	57	103	191	102	122	130	9	714
Environmental Science	20	48	108	135	82	73	25	491
Females	14	30	76	88	48	51	20	327
Males	6	18	32	47	34	22	5	164
French	9	19	27	30	17	16	1	119
Females	3	13	15	24	11	7	0	73
Males	6	6	12	6	6	9	1	46
Geography	9	23	46	26	9	20	9	142
Females	5	7	21	11	4	9	5	62
Males	4	16	25	15	5	11	4	80
German	9	9	5	0	3	0	0	26
Females	3	6	4	0	0	0	0	13
Males	6	3	1	0	3	0	0	13
Greek	0	0	0	0	0	0	0	0
Females	0	0	0	0	0	0	0	0
Males	0	0	0	0	0	0	0	0
History	5	10	31	15	7	15	6	89
Females	2	9	17	8	2	9	3	50
Males	3	1	14	7	5	6	3	39
H'Econ. & H'Ecol.	10	19	35	22	12	10	0	108
Females	10	18	31	21	9	9	0	98
Males	0	1	4	1	3	1	0	10

**Table 3.2: May 2013 - Intermediate Level Results by Subject and Gender:
All Candidates (Part 2 of 2)**

Subjects	A	B	C	D	E	F	Abs	Total
Information Technology	33	83	107	48	36	12	9	328
Females	21	47	48	19	15	7	3	160
Males	12	36	59	29	21	5	6	168
Italian	9	27	65	33	16	21	2	173
Females	4	13	38	15	8	14	1	93
Males	5	14	27	18	8	7	1	80
Latin	0	0	0	0	0	0	0	0
Females	0	0	0	0	0	0	0	0
Males	0	0	0	0	0	0	0	0
Maltese	20	66	196	134	84	55	10	565
Females	13	37	114	85	54	30	6	339
Males	7	29	82	49	30	25	4	226
Marketing	27	55	73	41	32	27	9	264
Females	16	26	41	21	10	13	6	133
Males	11	29	32	20	22	14	3	131
Music	0	2	4	3	0	0	1	10
Females	0	2	4	3	0	0	1	10
Males	0	0	0	0	0	0	0	0
Philosophy	68	103	211	110	102	187	23	804
Females	45	79	128	68	66	104	12	502
Males	23	24	83	42	36	83	11	302
Physics	48	105	228	86	66	147	30	710
Females	22	50	125	46	37	92	18	390
Males	26	55	103	40	29	55	12	320
Pure Mathematics	40	55	134	110	89	194	34	656
Females	20	31	82	69	56	102	15	375
Males	20	24	52	41	33	92	19	281
Religious Knowledge	20	53	108	103	63	47	11	405
Females	13	34	68	60	31	23	8	237
Males	7	19	40	43	32	24	3	168
Russian	2	2	1	0	0	0	1	6
Females	2	0	0	0	0	0	0	2
Males	0	2	1	0	0	0	1	4
Sociology	12	29	77	57	49	74	16	314
Females	9	25	52	46	31	43	12	218
Males	3	4	25	11	18	31	4	96
Spanish	1	4	4	7	1	7	2	26
Females	0	1	2	4	0	5	2	14
Males	1	3	2	3	1	2	0	12
Systems of Knowledge	84	320	830	421	257	347	20	2279
Females	55	201	525	238	116	176	10	1321
Males	29	119	305	183	141	171	10	958
Theatre & Performance	0	0	3	3	4	7	0	17
Females	0	0	2	2	3	7	0	14
Males	0	0	1	1	1	0	0	3

Table 3.3 shows that in May 2013, at Advanced level, 21 out of the 492 requests for a Revision of Papers had their grade revised. This means that 4.3% of the requests resulted in a higher grade. At Intermediate level, 23 out of the 398 requests had their grade revised. At this level, 5.8% of the requests resulted in an upgrade.

Subjects	Advanced Level				Intermediate Level			
	Registered	Requested	%	Upgraded	Registered	Requested	%	Upgraded
Accounting	545	22	4.0	0	121	4	3.3	0
Applied Mathematics	9	1	11.1	0	50	1	2.0	0
Arabic	1	0	0.0	0	2	0	0.0	0
Art	102	22	21.6	1	37	1	2.7	0
Biology	630	52	8.3	3	235	3	1.3	1
Chemistry	448	126	28.1	11	46	4	8.7	0
Classical Studies	-	-	-	-	38	0	0.0	0
Computing	194	23	11.9	0	134	4	3.0	0
Economics	182	4	2.2	0	67	3	4.5	0
Eng. Draw./Graph. Comm.	-	-	-	-	100	2	2.0	0
Engineering Drawing	6	0	0	0	-	-	-	-
English	537	46	8.6	0	1547	88	5.7	2
Environmental Science	-	-	-	-	491	6	1.2	0
French	110	13	11.8	2	119	6	5.0	0
Geography	74	3	4.1	0	142	5	3.5	0
German	27	1	3.7	0	26	2	7.7	0
Graphical Comm.	18	1	5.6	0	-	-	-	-
History	135	10	7.4	0	89	3	3.4	0
H' Econ. & H' Ecology	168	7	4.2	0	108	1	0.9	0
Information Technology	64	1	1.6	0	328	8	2.4	3
Italian	198	12	6.1	0	173	7	4.0	0
Maltese	445	19	4.3	0	565	23	4.1	0
Marketing	403	22	5.5	0	264	8	3.0	0
Music	10	0	0.0	0	10	0	0.0	0
Philosophy	189	11	5.8	0	804	47	5.8	3
Physics	441	36	8.2	1	710	25	3.5	0
Pure Mathematics	615	41	6.7	1	656	25	3.8	2
Religious Knowledge	179	6	3.4	2	405	9	2.2	2
Russian	1	0	0.0	0	6	0	0.0	0
Sociology	237	13	5.5	0	314	23	7.3	0
Spanish	36	0	0.0	0	26	1	3.8	0
Systems of Knowledge	-	-	-	-	2279	89	3.9	10
Theatre & Performance	-	-	-	-	17	0	0.0	0
Total	6004	492	8.2	21	9909	398	4.0	23

Table 3.4 presents data relating to the number of candidates awarded the Matriculation Certificate after the main examination session in May 2013.

Table 3.4: Matriculation Certificates Awarded in May 2013

	Males	Females	Total
All Candidates	506	785	1291
1995 Cohort	389	613	1002

The data in Table 3.4 show that 56.9% of the 1995 cohort of candidates, that is, 1002 out of 1760 candidates (53.8% of males and 59.1% of females) were awarded a pass in the Matriculation Certificate after the May 2013 examination session.

SECTION 4.0: SEPTEMBER 2013 REGISTRATIONS

Since 2012 the September session of examination is no longer a supplementary session but a separate session from the session in May. This implies that while many candidates, probably the majority, register for the September session to re-sit examinations other candidates register for Advanced and/or Intermediate examinations for the first time. The data in the following Tables suggest that many of the latter candidates are students in their first year of post-secondary who take the opportunity of the new regulations to spread the examinations in six subjects required for the award of the Matriculation Certificate over two or more sessions without possibly missing out a year at University in case of a failure.

The total number of candidates who registered for the September 2013 session of examinations is given in Table 4.1.

Table 4.1: September 2013 – Total Number of Candidates sitting for Matriculation Examinations

	Males	Females	Total
All candidates	958	1301	2259
1995 Cohort	400	509	909

The numbers of candidates who registered for Advanced Level and Intermediate Level examinations respectively are given in Tables 4.2 and 4.3 below. The data is presented by gender and date of birth.

Table 4.2: September 2013 – Advanced Level Registrations by year of Birth and Gender

Year	Males	Females	Total
Pre-1992	29	75	104
1992	13	25	38
1993	52	51	103
1994	150	171	321
1995	251	320	571
1996	31	41	72
1997	0	1	1
Totals	526	684	1210

Table 4.3: September 2013 – Intermediate Level Registrations by year of Birth and Gender

Year	Males	Females	Total
Pre-1992	15	22	37
1992	13	26	39
1993	45	43	88
1994	137	174	311
1995	301	408	709
1996	212	344	556
1997	4	2	6
Totals	727	1019	1746

Tables 4.2 and 4.3 show that the largest number of registrations for both Advanced and Intermediate examinations were made by the 1995 cohort. There were also many 17-year-olds

and a few 16-year-olds of the 1996 and 1997 cohorts respectively who registered for these examinations, especially the Intermediate level examinations. As noted before, it is quite likely that these were students in their first year of post-secondary studies.

Tables 4.4 and 4.5 below provide information on the numbers of candidates, males and females, who applied to sit for Matriculation examinations at Advanced and Intermediate levels in the different subjects in September 2013.

Table 4.4: September 2013 Advanced Level Registrations by Subject and Gender

Subject	Advanced Level		
	Males	Females	Total
Accounting	46	83	129
Applied Mathematics	2	0	2
Arabic	0	0	0
Art	5	11	16
Biology	22	53	75
Chemistry	28	44	72
Computing	21	15	36
Economics	7	7	14
Engineering Drawing	0	0	0
English	22	83	105
French	6	12	18
Geography	3	4	7
German	3	3	6
Graph. Comm.	2	2	4
Greek	0	0	0
History	13	23	36
H'Econ. & H' Ecology	1	35	36
Information Technology	5	1	6
Italian	15	34	49
Latin	0	0	0
Maltese	36	61	97
Marketing	42	51	93
Music	0	0	0
Philosophy	16	15	31
Physics	65	32	97
Pure Mathematics	137	41	178
Religious Knowledge	14	35	49
Russian	1	0	1
Sociology	13	36	49
Spanish	1	3	4

Table 4.5: September 2013 Intermediate Level Registrations by Subject and Gender

Subject	Intermediate Level		
	Males	Females	Total
Accounting	10	16	26
Applied Mathematics	5	0	5
Arabic	1	0	1
Art	0	3	3
Biology	13	44	57
Chemistry	5	8	13
Classical Studies	1	3	4
Computing	12	7	19
Economics	12	4	16
Eng. Draw./Graph.Comm.	18	7	25
English	326	442	768
Environ. Science	43	99	142
French	8	10	18
Geography	22	9	31
German	1	1	2
Greek	0	0	0
History	10	9	19
H'Econ. & H'Ecology	3	36	39
Information Technology	18	17	35
Italian	17	22	39
Latin	0	0	0
Maltese	54	85	139
Marketing	46	45	91
Music	0	3	3
Philosophy	71	118	189
Physics	61	84	145
Pure Mathematics	99	123	222
Religious Knowledge	66	59	125
Russian	0	0	0
Sociology	19	52	71
Spanish	3	2	5
Systems of Knowledge	186	229	415
Theatre & Performance	0	0	0

In the September session, at Advanced level, the subjects with most candidates were Pure Mathematics (178 candidates), English (105), Physics (97) and Maltese (97). At Intermediate level, English (768 candidates), Systems of Knowledge (415), Pure Mathematics (222), Philosophy (189), Environmental Science (142) and Maltese (139) were the subjects with the highest registrations in September 2013. When compared to previous September sessions of

the examination, it was noticed that there was a very significant increase in registrations especially for the examinations in Intermediate Level English and Systems of Knowledge. In several subjects there is a marked difference between the number of registrations from females in Advanced and Intermediate level examinations.

Table 4.6 below shows the number of requests, by subject, made for a Revision of Papers after the publication of the September 2013 results. Data relating to the outcome of these requests are presented in the following section.

Table 4.6: September 2013 – Requests for Revision of Papers

	Advanced Level			Intermediate Level		
	Registered	Requests	%	Registered	Requests	%
Accounting	129	4	3.1	26	1	3.8
Applied Mathematics	2	0	0.0	5	0	0.0
Arabic	0	0	0.0	1	0	0.0
Art	16	0	0.0	3	0	0.0
Biology	75	6	8.0	57	4	7.0
Chemistry	72	6	8.3	13	1	7.7
Classical Studies	-	-	-	4	0	0.0
Computing	36	2	5.6	19	2	10.5
Economics	14	0	0.0	16	0	0.0
Eng. Draw./Graph. Comm.	0	0	0.0	25	1	4.0
English	105	10	9.5	768	38	4.9
Environmental Science	-	-	-	142	1	0.7
French	18	1	5.6	18	1	5.6
Geography	7	0	0.0	31	1	3.2
German	6	0	0.0	2	0	0.0
Greek	0	0	0.0	0	0	0.0
History	36	3	8.3	19	0	0.0
H' Econ. & H' Ecology	36	3	8.3	39	0	0.0
Information Technology	6	0	0.0	35	0	0.0
Italian	49	6	12.2	39	2	5.1
Latin	0	0	0.0	0	0	0.0
Maltese	97	6	6.2	139	6	4.3
Marketing	93	6	6.5	91	8	8.8
Music	0	0	0.0	3	0	0.0
Philosophy	31	3	9.7	189	9	4.8
Physics	97	5	5.2	145	9	6.2
Pure Mathematics	178	7	3.9	222	9	4.1
Religious Knowledge	49	0	0.0	125	4	3.2
Russian	1	0	0.0	0	0	0.0
Sociology	49	2	4.1	71	1	1.4
Spanish	4	0	0.0	5	0	0.0
Systems of Knowledge	-	-		415	14	3.4
Theatre & Performance	1206	-	0.0	0	0	0.0
Total	2412	70	2.9%	2667	112	4.2%

SECTION 5.0: SEPTEMBER 2013 RESULTS

The following tables present the results of the September 2013 session of examinations. Table 5.1 (Parts 1 and 2) and Table 5.2 (Parts 1 and 2) respectively present the Advanced and Intermediate level results for candidates by gender. It is important to note that registrations in September are restricted to a maximum of six subjects: one subject at Advanced level, one subject from each of Group 1, Group 2, Group 3 and Group 4 subjects at Intermediate level, and Systems of Knowledge.

**Table 5.1: September 2013 – Advanced Level Results by Subject and Gender:
(Part 1 of 2)**

Subjects*	A	B	C	D	E	F	Absent	Total
Accounting	2	4	44	18	22	16	23	129
Males	2	1	18	5	6	6	8	46
Females	0	3	26	13	16	10	15	83
Applied Maths	0	0	1	0	0	1	0	2
Males	0	0	1	0	0	1	0	2
Females	0	0	0	0	0	0	0	0
Art	0	3	6	2	4	1	0	16
Males	0	1	1	1	2	0	0	5
Females	0	2	5	1	2	1	0	11
Biology	0	5	12	20	21	7	10	75
Males	0	1	2	6	6	3	4	22
Females	0	4	10	14	15	4	6	53
Chemistry	1	1	13	12	13	22	10	72
Males	0	0	5	2	5	11	5	28
Females	1	1	8	10	8	11	5	44
Computing	0	1	11	4	11	6	3	36
Males	0	1	8	2	6	2	2	21
Females	0	0	3	2	5	4	1	15
Economics	1	0	6	3	0	3	1	14
Males	0	0	3	1	0	3	0	7
Females	1	0	3	2	0	0	1	7
English	0	3	26	31	15	21	9	105
Males	0	1	3	6	2	7	3	22
Females	0	2	23	25	13	14	6	83
French	1	2	3	3	1	7	1	18
Males	1	0	2	1	0	1	1	6
Females	0	2	1	2	1	6	0	12
Geography	0	0	1	1	3	0	2	7
Males	0	0	0	0	2	0	1	3
Females	0	0	1	1	1	0	1	4
German	3	1	0	1	1	0	0	6
Males	2	1	0	0	0	0	0	3
Females	1	0	0	1	1	0	0	3

*Subjects with no registration are not included in this Table.

**Table 5.1: September 2013 - Advanced Level Results by Subject and Gender:
(Part 2 of 2)**

Subjects*	A	B	C	D	E	F	Absent	Total
Graph. Comm.	0	1	0	0	0	2	1	4
Males	0	1	0	0	0	0	1	2
Females	0	0	0	0	0	2	0	2
History	0	1	14	12	1	3	5	36
Males	0	0	5	4	1	1	2	13
Females	0	1	9	8	0	2	3	23
H'Econ. & H'Ecology	0	0	2	5	12	14	3	36
Males	0	0	0	0	0	0	1	1
Females	0	0	2	5	12	14	2	35
Information Technology	0	0	6	0	0	0	0	6
Males	0	0	5	0	0	0	0	5
Females	0	0	1	0	0	0	0	1
Italian	1	2	11	7	6	19	3	49
Males	0	0	5	4	2	4	0	15
Females	1	2	6	3	4	15	3	34
Maltese	6	11	37	13	12	9	9	97
Males	3	4	10	7	6	3	3	36
Females	3	7	27	6	6	6	6	61
Marketing	1	4	36	18	5	15	14	93
Males	1	2	17	7	2	8	5	42
Females	0	2	19	11	3	7	9	51
Philosophy	0	0	4	6	4	8	9	31
Males	0	0	3	3	1	4	5	16
Females	0	0	1	3	3	4	4	15
Physics	0	12	34	23	13	11	4	97
Males	0	6	23	16	11	7	2	65
Females	0	6	11	7	2	4	2	32
Pure Mathematics	2	23	66	12	21	41	13	178
Males	2	19	49	7	17	32	11	137
Females	0	4	17	5	4	9	2	41
Religious Knowledge	7	8	12	1	4	7	10	49
Males	3	1	5	0	1	3	1	14
Females	4	7	7	1	3	4	9	35
Russian	1	0	0	0	0	0	0	1
Males	1	0	0	0	0	0	0	1
Females	0	0	0	0	0	0	0	0
Sociology	2	7	12	14	5	3	6	49
Males	1	1	2	6	0	2	1	13
Females	1	6	10	8	5	1	5	36
Spanish	0	2	1	1	0	0	0	4
Males	0	0	1	0	0	0	0	1
Females	0	2	0	1	0	0	0	3

*Subjects with no registration are not included in this Table.

**Table 5.2: September 2013 - Intermediate Level Results by Subject and Gender:
(Part 1 of 2)**

Subjects*	A	B	C	D	E	F	Absent	Total
Accounting	3	1	1	2	3	13	3	26
Males	2	1	0	0	1	4	2	10
Females	1	0	1	2	2	9	1	16
Applied Maths	2	0	0	0	0	2	1	5
Males	2	0	0	0	0	2	1	5
Females	0	0	0	0	0	0	0	0
Arabic	0	0	0	1	0	0	0	1
Males	0	0	0	1	0	0	0	1
Females	0	0	0	0	0	0	0	0
Art	0	0	1	1	0	0	1	3
Males	0	0	0	0	0	0	0	0
Females	0	0	1	1	0	0	1	3
Biology	3	5	7	8	8	19	7	57
Males	0	1	2	1	2	5	2	13
Females	3	4	5	7	6	14	5	44
Chemistry	0	0	3	1	0	6	3	13
Males	0	0	1	0	0	2	2	5
Females	0	0	2	1	0	4	1	8
Classical Studies	0	0	0	0	1	2	1	4
Males	0	0	0	0	0	0	1	1
Females	0	0	0	0	1	2	0	3
Computing	2	0	1	5	3	6	2	19
Males	0	0	0	3	2	5	2	12
Females	2	0	1	2	1	1	0	7
Economics	0	3	4	2	1	2	4	16
Males	0	3	2	2	1	1	3	12
Females	0	0	2	0	0	1	1	4
Eng. Draw./Graph. Comm.	1	1	7	5	3	7	1	25
Males	0	1	5	4	2	5	1	18
Females	1	0	2	1	1	2	0	7
English	20	63	203	155	124	190	13	768
Males	9	21	86	71	54	80	5	326
Females	11	42	117	84	70	110	8	442
Environmental Science	11	28	39	41	9	1	13	142
Males	6	10	12	11	1	0	3	43
Females	5	18	27	30	8	1	10	99
French	0	2	1	11	3	1	0	18
Males	0	0	1	4	2	1	0	8
Females	0	2	0	7	1	0	0	10
Geography	2	6	9	8	4	1	1	31
Males	2	3	7	6	3	0	1	22
Females	0	3	2	2	1	1	0	9

*Subjects with no registration are not included in this Table.

Table 5.2: September 2013 - Intermediate Level Results by Subject and Gender: (Part 2 of 2)

Subjects*	A	B	C	D	E	F	Absent	Total
German	0	1	0	0	0	0	1	2
Males	0	1	0	0	0	0	0	1
Females	0	0	0	0	0	0	1	1
History	1	0	3	6	3	3	3	19
Males	0	0	2	3	2	2	1	10
Females	1	0	1	3	1	1	2	9
H'Econ. & H'Ecology	9	9	9	5	0	1	6	39
Males	1	0	1	0	0	0	1	3
Females	8	9	8	5	0	1	5	36
Information Technology	3	5	9	3	10	1	4	35
Males	1	2	6	1	5	1	2	18
Females	2	3	3	2	5	0	2	17
Italian	0	4	14	5	3	12	1	39
Males	0	3	3	3	2	6	0	17
Females	0	1	11	2	1	6	1	22
Maltese	1	9	37	34	30	19	9	139
Males	0	4	15	16	10	5	4	54
Females	1	5	22	18	20	14	5	85
Marketing	13	19	19	14	7	8	11	91
Males	1	11	10	11	3	6	4	46
Females	12	8	9	3	4	2	7	45
Music	0	0	0	0	2	1	0	3
Males	0	0	0	0	0	0	0	0
Females	0	0	0	0	2	1	3	3
Philosophy	4	8	31	38	29	61	18	189
Males	2	2	11	10	11	30	5	71
Females	2	6	20	28	18	31	13	118
Physics	2	7	24	5	26	64	17	145
Males	1	5	12	3	9	19	12	61
Females	1	2	12	2	17	45	5	84
Pure Mathematics	4	16	43	49	27	59	24	222
Males	2	9	16	21	10	29	12	99
Females	2	7	27	28	17	30	12	123
Religious Knowledge	6	13	25	28	15	30	8	125
Males	2	9	11	17	6	16	5	66
Females	4	4	14	11	9	14	3	59
Sociology	3	9	12	13	11	14	9	71
Males	0	3	1	4	3	3	5	19
Females	3	6	11	9	8	11	4	52
Spanish	0	0	1	0	1	2	1	5
Males	0	0	1	0	0	1	1	3
Females	0	0	0	0	1	1	0	2
Systems of Knowledge	1	14	119	109	71	72	29	415
Males	1	5	50	43	36	36	15	186
Females	0	9	69	66	35	36	14	229

Table 5.3 below presents information on the outcome of the requests for Revision of Papers in the various subjects at Advanced and Intermediate levels after the September 2013 results were issued. This Table shows that there were no upgrades at either Advanced or Intermediate Level examinations.

Table 5.3: September 2013 - Outcomes of Requests for Revision of Papers

Subject	Advanced Level				Intermediate Level			
	Regist.	Requests	%	Upgrades	Regist.	Requests	%	Upgrades
Accounting	129	4	3.1	0	26	1	3.8	0
Applied Mathematics	2	0	0.0	0	5	0	0.0	0
Arabic	0	0	0.0	0	1	0	0.0	0
Art	16	0	0.0	0	3	0	0.0	0
Biology	75	6	8.0	0	57	4	7.0	0
Chemistry	72	6	8.3	0	13	1	7.7	0
Classical Studies	0	0	0.0	0	4	0	0.0	0
Computing	36	2	5.6	0	19	2	10.5	0
Economics	14	0	0.0	0	16	0	0.0	0
Engineering Drawing	0	0	0.0	0	0	0	0.0	0
Eng. Draw. & Graph.	0	0	0.0	0	0	1	4.0	0
English	105	10	9.5	0	768	38	4.9	0
Environ. Science	0	0	0.0	0	142	1	0.7	0
French	18	1	5.6	0	18	1	5.6	0
Greek	0	0	0.0	0	0	0	0.0	0
Geography	7	0	0.0	0	31	1	3.2	0
German	6	0	0.0	0	2	0	0.0	0
Graphical Communication	4	0	0.0	0	39	0	0.0	0
History	36	3	8.3	0	19	0	0.0	0
Home Economics	36	3	8.3	0	39	0	0.0	0
Information Technology	6	0	0.0	0	35	0	0.0	0
Italian	49	6	12.2	0	39	2	5.1	0
Latin	0	0	0.0	0	0	0	0.0	0
Maltese	97	6	6.2	0	139	6	4.3	0
Marketing	93	6	6.5	0	91	8	8.8	0
Music	0	0	0.0	0	3	0	0.0	0
Philosophy	31	3	9.7	0	189	9	4.8	0
Physics	97	5	5.2	0	145	9	6.2	0
Pure Mathematics	178	7	3.9	0	222	9	4.1	0
Religious Knowledge	49	0	0.0	0	125	4	3.2	0
Russian	1	0	0.0	0	0	0	0.0	0
Sociology	49	2	4.1	0	71	1	1.4	0
Spanish	4	0	0.0	0	5	0	0.0	0
Systems of Knowledge	0	0	0.0	0	415	14	3.4	0
Theatre & Performance	0	0	0.0	0	0	0	0.0	0
Total	1210	70	5.8%	0	2706	112	4.1%	0

Table 5.4 presents the numbers of the Matriculation Certificate awarded to all candidates and to candidates of the 1995 cohort by gender in the September session.

**Table 5.4: September 2013
Matriculation Certificate Awarded**

	Males	Females	Total
All Candidates	183	206	389
1995 Cohort	106	144	250

The data in Table 5.4 show that 17.2% of the 2259 candidates who sat for the September session in September 2013 (19.1% males and 14.1% females) managed to qualify for the award of the Matriculation Certificate. These proportions include 27.5% of the 909 candidates of the 1995 cohort (26.5% males and 28.3% females).

SECTION 6.0: GENERAL STATISTICS

This section brings together the main statistical results of the May and September 2013 sessions. These include the number of all candidates who qualified for the Matriculation Certificate in 2013 and, separately, the number of candidates of the 1995 cohort who qualified for the Matriculation Certificate. These are presented in Table 6.1. The next group of tables, Tables 6.2, 6.3, 6.4 and 6.5 present the pass rates in the individual subjects at Advanced and Intermediate levels in 2013.

Other Tables present data which allow one to follow the trends in pass rates over the years. Table 6.6 shows the percentages of male and female 18-year-olds who qualified for the Matriculation Certificate since 2001. Table 6.7 shows all candidates who obtained the Matriculation Certificate in the May and September sessions from 1997 to 2012.

**Table 6.1: May and September 2013
Matriculation Certificate Awarded**

	Males	Females	Total
All Candidates	689	991	1680
1995 Cohort	495	757	1252

When the results of the 1995 cohort in the May and September are aggregated, it is found that 27.1% of the 4,613 children of that cohort qualified for the Matriculation Certificate in 2013. This percentage is an average result which when analysed by gender shows that the successful candidates consist of only 20.6% of males as against 34.3% of females born in 1995.

Table 6.1 indicates the percentage passes in the different subjects at Advanced Level in 2013 in May and September separately. Table 6.2 presents similar data for the Intermediate level subjects. The data clearly shows that the percentage pass rate is almost always higher in the May session than in the September session.

Table 6.2: Passes in Advanced Level Subjects in 2013

Subject	May			September		
	Registered	Grades A-E		Registered	Grades A-E	
	Total	N	%	Total	N	%
Accounting	545	393	72.1	129	90	69.8
Applied Mathematics	9	6	66.7	2	1	50.0
Arabic	1	1	100.0	0	0	0.0
Art	102	78	76.5	16	15	93.8
Biology	630	544	86.3	75	58	77.3
Chemistry	448	368	82.1	72	40	55.6
Computing	194	167	86.1	36	27	75.0
Economics	182	144	79.1	14	10	71.4
Engineering Drawing	6	5	83.3	0	0	0.0
English	537	431	80.3	105	75	71.4
French	110	94	85.5	18	10	55.6
Greek	0	0	0.0	0	0	0.0
Geography	74	70	94.6	7	5	71.4
German	27	26	96.3	6	6	100.0
Graphical Comm.	18	17	94.4	4	1	25.0
History	135	102	75.6	36	28	77.8
Home Economics	168	147	87.5	36	19	52.8
Information Technology	64	57	89.1	6	6	100.0
Italian	198	150	75.8	49	27	55.1
Latin	0	0	0.0	0	0	0.0
Maltese	445	397	89.2	97	79	81.4
Marketing	403	311	77.2	93	64	68.8
Music	10	8	80.0	0	0	0.0
Philosophy	189	137	72.5	31	14	45.2
Physics	441	348	78.9	97	82	84.5
Pure Mathematics	615	380	61.8	178	124	69.7
Religious Knowledge	179	141	78.8	49	32	65.3
Russian	1	0	0.0	1	1	100.0
Sociology	237	178	75.1	49	40	81.6
Spanish	36	32	88.9	4	4	100.0

An analysis of Table 6.2 indicates that in Advanced level subjects the pass rates differ substantially between subjects as shown below:

Pass rate **90% and more** in four subjects: Arabic, Geography, German, Graphical Communication.

Between **80-89%** in eleven subjects: Biology, Chemistry, Computing, Engineering Drawing, English, French, Home Economics & Human Ecology, Information Technology, Maltese, Music and Spanish.

Between **70-79%** in ten subjects: Accounting, Art, Economics, History, Italian, Marketing, Philosophy, Physics, Religious Knowledge and Sociology.

Between **60-69%** in two subjects: Applied Mathematics and Pure Mathematics

Table 6.3: Passes in Intermediate Level Subjects in 2013

Subject	May			September		
	Registered	Grades A-E		Registered	Grades A-E	
	Total	N	%	Total	N	%
Accounting	121	107	88.4	26	10	38.5
Applied Mathematics	50	40	80.0	5	2	40.0
Arabic	2	2	100.0	1	1	100.0
Art	37	33	89.2	3	2	66.7
Biology	235	190	80.9	57	31	54.4
Chemistry	46	28	60.9	13	4	30.8
Classical Studies	38	29	76.3	4	1	25.0
Computing	134	117	87.3	19	11	57.9
Economics	67	53	79.1	16	10	62.5
Eng. Draw./ Graph. Comm.	100	83	83.0	25	17	68.0
English	1547	1246	80.5	768	565	73.6
Environmental Science	491	393	80.0	142	128	90.1
French	119	102	85.7	18	17	94.4
Geography	142	113	79.6	31	29	93.5
German	26	26	100.0	2	1	50.0
History	89	68	76.4	19	13	68.4
Home Economics	108	98	90.7	39	32	82.1
Information Technology	328	307	93.6	35	30	85.7
Italian	173	150	86.7	39	26	66.7
Maltese	565	500	88.5	139	111	79.9
Marketing	264	228	86.4	91	72	79.1
Music	10	9	90.0	3	2	66.7
Philosophy	804	594	73.9	189	110	58.2
Physics	710	533	75.1	145	64	44.1
Pure Mathematics	656	428	65.2	222	139	62.6
Religious Knowledge	405	347	85.7	125	87	69.6
Russian	6	5	83.3	0	0	0.0
Sociology	314	224	71.3	71	48	67.6
Spanish	26	17	65.4	5	2	40.0
Systems of Knowledge	2279	1912	83.9	415	314	75.7
Theatre & Performance	17	10	58.8	0	0	0.0

An analysis of Table 6.3 indicates that in Intermediate level subjects the pass rates differ substantially between subjects as shown below:

Pass rate **90% and more** in five subjects: Arabic, German, Home Economics & Human Ecology, Information Technology, and Music.

Between **80-89%** in sixteen subjects: Accounting, Applied Maths, Art, Biology, Computing, Engineering Drawing & Graphical Communication, English, Environmental Science, French, German, Italian, Maltese, Marketing, Religious Knowledge, Russian and Systems of Knowledge.

Between **70-79%** in seven subjects: Classical Studies, Economics, Geography, History, Philosophy, Physics and Sociology.

Between **60-69%** three subjects: Chemistry, Pure Mathematics and Spanish.

Between **50-59%** one subject: Theatre and Performance.

The following Table presents the trend in the percentage of the 18-year-old cohorts that qualified for the Matriculation Certificate since 2001.

Table 6.4: Percentage of the 18-year-old cohort qualified for the Matriculation Certificate since 2001

Year	18-year-old cohort born in	No of Children in the cohort	Males %age	Females %age	Total Percentage
2001	1983	5,651	*	*	19.2
2002	1984	5,571	*	*	19.4
2003	1985	5,430	16.4	27.5	21.7
2004	1986	5,245	16.2	29.0	22.3
2005	1987	5,314	16.5	30.3	23.2
2006	1988	5,533	17.1	29.1	23.0
2007	1989	5,584	18.1	29.8	23.9
2008	1990	5,368	17.3	28.8	22.8
2009	1991	5,302	17.6	31.0	24.2
2010	1992	5,474	17.3	27.8	22.4
2011	1993	5,147	18.9	29.5	24.0
2012	1994	4,826	*	*	*
2013	1995	4,613	20.6	34.3	27.1

* The data by gender for 2001 and 2002 are missing. The data for 2012 are being processed for the 2012 Statistical Report

The next Table may be also useful when considering trends in the total number of candidates qualifying for the Matriculation Certificate over the years. This Table is necessary because there was a change in the regulations for the examinations and award of the Matriculation Certificate which came into effect after the end of August 2012. Before that date, the September session was a Supplementary Session and only candidates who had sat for the examinations in the May session were allowed to register for examinations in September in order to re-sit examinations taken in May. The following Table shows the numbers of candidates that have qualified for the Matriculation Certificate annually and by session until the change of regulations.

Table 6.5: Candidates qualified for the Matriculation Certification 1997-2012

Year	Candidates N	Qualified in May		Qualified in September		Total Qualified	
		N	%	N	%	N	%
1997	1309	775	59.2	197	15.0	972	74.3
1998	1630	787	48.3	255	15.6	1042	63.9
1999	1721	878	51.0	238	13.8	1116	64.8
2000	1862	950	51.0	275	14.8	1225	65.8
2001	1981	1043	52.7	247	12.5	1290	65.1
2002	2018	1106	54.8	280	13.9	1386	68.7
2003	2059	1089	52.9	306	14.9	1395	67.8
2004	2233	1063	47.6	319	14.3	1382	61.9
2005	2455	1136	46.3	333	13.6	1469	59.8
2006	2550	1297	50.9	259	10.2	1556	61.0
2007	2532	1169	46.2	426	16.8	1595	63.0
2008	2356	1086	46.1	387	16.4	1473	62.5
2009	2439	1231	50.5	346	14.2	1577	64.7
2010	2414	1208	50.0	310	12.8	1518	62.9
2011	2367	1219	51.5	328	13.9	1547	65.4
2012	2324	1232	53.0	-	-	-	-

Table 6.5 shows that the overall percentage pass rate was highest in the first year of the Matriculation Certificate examination. Around three fourths of the candidates qualified for the certificate in 1997. For the next four years, the pass rate stabilised around 65%. In the following two years, the pass rate was around 68.0%. In 2004, the pass rate was lower, reaching 61.9% and in 2005, it was the lowest so far, at 59.8%. Between 2004 and 2010, the average pass rate has been 62.3% with small fluctuations. It improved in 2011 when it reached 65.4%. It is worth noting that, on average, around 14% of the candidates qualify for the Matriculation Certificate in the Supplementary Session.

SECTION 7.0: CONCLUSION

This report has been produced with the intention of providing valid and reliable information about various aspects of the 2013 Matriculation Examination sessions in May and September. The emphasis is on both the presentation of the information as well as on important analyses that are possible as a result of this information. The report also makes it possible for individuals and institutions to carry out further analyses on the data presented. This report may also be used as a basis of an evaluation of the Matriculation Certificate system of examinations that has been in operation for fifteen years to date.

Comments on this report and recommendations on improving this or similar documents published by the MATSEC Support Unit are welcome. These are to be sent to matsec@um.edu.mt.