


MATRICULATION CERTIFICATE EXAMINATIONS 2014

Statistical Report



**MATSEC Examinations Board
University of Malta**

FOREWORD

Compared to previous statistical reports on the Matriculation examinations offered by the MATSEC Examinations Board, the present report has a new and more attractive format though its main focus is still the quantitative description of the registrations and results of the main examination session held in May/June and the second session held in September. The new format hopefully helps readers to digest the data tables more easily and, more importantly, it may also induce them to delve deeper into the meaning of the statistics.

In 2014, there were 4048 candidates who registered for Advanced Level and Intermediate level examinations in the first session and a total of 2597 candidates who registered for the examinations in the second session in September. The candidates of the latter session consisted of 1651 candidates who had registered for the May/June session and a further 946 candidates who registered for the examinations for the first time in September. Although data about the time which candidates spend in studying the subjects is not gathered by MATSEC, it is safe to assume that most, if not all, of the latter candidates were first year students following a two-year course in post-secondary schools and colleges. This assumption is supported by the fact that while the percentages of 18-year-old and 17-year-old candidates sitting for Intermediate examinations in May/June were 58.3% and 7.06% respectively, the respective percentages for the September session were 36.4% and 38.8%. This trend of first year students sitting for examinations before the completion of their course is having an effect on the management of the post-secondary schools and colleges and on how students approach post-secondary education. These effects need to be followed and acted upon to avoid students opting for a mindless rush to obtain passes in examinations at the expense of obtaining a meaningful education and preparation for further and higher education.

The data in this report also lend itself to further investigations. For example, if one takes Science, Technology, Engineering and Mathematics (STEM) subjects whose importance for economic development is mentioned in several international reports, it is found that these subjects are among the most popular Advanced Level subjects among Maltese students with some surprising exceptions. Biology with 662 candidates in the main session is the most popular of all subjects at this level. Pure Mathematics (569 candidates), Chemistry (501 candidates) and Physics (426 candidates) are the third, fourth and fifth most popular subjects after English (650 candidates). Not the same can be said about Computing (180 candidates) and Information Technology (65 candidates). Given the importance of the latter subjects, it is essential to investigate why so few candidates opt for them. Other data show the provenance of the candidates, with some localities presenting a high proportion of candidates while others are poorly represented. The quantitative demographic data of this report only show that a deeper, qualitative investigation is needed to explain the differences in the number of candidates coming from the various localities.

Further to the present report, readers are referred to the revamped MATSEC website which provides relevant information on topics that complement the statistical data. Foremost among these topics are the examiners' reports which present comments that should be of interest to teachers, students and their parents. The main intention of these reports is to highlight issues that need to be addressed in order to improve learning and performance in examinations. Interestingly, a few reports have also attracted the attention of the media who have tended to focus attention on particular subjects of general interest. However, all reports are valuable sources of information which should not be neglected by educators and learners.

Finally, I would like to thank especially the author of the report, Mr Gilbert J Zahra, who also gave it a new format and restructured the website, Ms Margaret Borg for the retrieval of the data, Mr Gianluca Scicluna for data inputting and file maintenance, and Mr Christian Attard for checking the data. Thanks are also due to the Director, Mr Dario Pirotta, and all other members of staff of the MATSEC Support Unit whose commitment and sense of duty is exemplary, the examiners who give up much of their time to meet our demands, and the Director, Mr Raymond J Camilleri, and staff of the Examinations Department on whom we rely for the smooth-running of the examinations.

Prof Frank Ventura
Chairman
MATSEC Examinations Board
November 2015

TABLE OF CONTENTS

<i>Executive Summary</i>	1
1. Introduction	3
1.01. Background.....	3
1.02. Administrative Information	4
1.03. Request for Special Arrangements.....	6
1.04. The Examination Centres.....	6
1.05. Oral Examinations.....	6
1.06. Coursework	8
1.07. Practical Examinations	8
1.08. Revision of Papers.....	9
1.09. Examiners' Reports	9
2. May 2014 Registrations	10
3. May 2014 Results	25
4. September 2014 Registrations	34
5. September 2014 Results	38
6. General Statistics	46
7. Conclusion	53
Appendix A	54

LIST OF TABLES

Table 1.1: Grade Points Awarded per Grade	4
Table 1.2: Registrations for Matriculation Examinations 2014	5
Table 1.3: Oral Examinations – Advanced Level	6
Table 1.4: Oral Examinations – Intermediate Level	7
Table 1.5: Examiners Used for Orals of Advanced Level Examinations	7
Table 1.6: Examiners Used for Orals of Intermediate Level Examinations	7
Table 1.7: Advanced Level Practical Examinations	8
Table 1.8: Intermediate Level Practical Examinations	9
Table 2.1: Total Number of Candidates Sitting for Matriculation Examinations	10
Table 2.2: Registrations in May 2014 by Year of Birth and Gender	10
Table 2.3: May 2014 Matriculation Examination Registrations by Subject and Gender.....	11
Table 2.4: May 2014 Registrations by Number of Subjects, Level and Gender.....	18
Table 2.5: Number of Requests for Special Arrangements by Presenting Condition in 2014.....	18
Table 2.6: Number of Registrations by Subject by Candidates who Requested Access Arrangements in May 2014.....	19
Table 2.7: May 2014 Registrations of Matriculation Examinations Candidates by Region and Locality.....	20
Table 2.8: May 2014 Registration for Revision of Papers	23
Table 3.1: May 2014 - Advanced Level Results by Subject and Gender (Part 1)	25
Table 3.2: May 2014 - Intermediate Level Results by Subject and Gender	28
Table 3.3: May 2014 - Outcomes of Requests for Revision of Papers	31
Table 3.4: Matriculation Certificates Awarded in May 2014	33
Table 4.1: Total Number of Candidates Sitting for Matriculation Examinations	34
Table 4.2: Registrations in September 2014 by Year of Birth and Gender.....	34
Table 4.3: September 2014 Matriculation Examination Registrations by Subject and Gender.....	35
Table 4.4: September 2014 Intermediate Level Registrations by Number of Subjects and Gender.....	36
Table 4.5: September 2014 Registration for Revision of Papers	37
Table 5.1: September 2014 - Advanced Level Results by Subject and Gender.....	38
Table 5.2: September 2014 - Intermediate Level Results by Subject and Gender.....	40
Table 5.3: September 2014 - Outcomes of Requests for Revision of Papers	43
Table 5.4: Matriculation Certificates Awarded in September 2014.....	45
Table 6.1: Matriculation Certificates Awarded in 2014 (May and September).....	46
Table 6.2: Passes in Advanced Level Subjects in 2014 (May and September)	47
Table 6.3: Passes in Intermediate Level Subjects in 2014 (May and September)	48
Table 6.4: Percentage Applications for Revision of Papers by Year, Session and Level	49
Table 6.5: Percentage Upgrades from Revision of Papers by Year, Session and Level	50
Table 6.6: Percentage of the 18-year-old cohort qualified for the Matriculation Certificate since 2001	52

LIST OF FIGURES

Figure 2.1: AM Registration by Gender: Group 1	12
Figure 2.2: AM Registration by Gender: Group 2	12
Figure 2.3: AM Registration by Gender: Group 3	13
Figure 2.4: AM Registration by Gender: Group 4	13
Figure 2.5: IM Registration by Gender: Group 1	14
Figure 2.6: IM Registration by Gender: Group 2	14
Figure 2.7: IM Registration by Gender: Group 3	15
Figure 2.8: IM Registration by Gender: Group 4	15
Figure 2.9: AM Registration per Group by Gender	16
Figure 2.10: IM Registration per Group by Gender	17
Figure 2.11: May 2014 Registrations of Matriculation Examinations Candidates by Region.....	22
Figure 6.1: Percentage Applications for Revision of Papers by Year, Session and Level.....	50
Figure 6.2: Percentage Upgrades from Revision of Papers by Year, Session and Level.....	51
Figure 6.3: Number of Candidates applying for Special Access Arrangements from 2004 to 2014.....	51
Figure 6.4: Percentage of the 18-year-old cohort qualified for the Matriculation Certificate Since 2001	52

Executive Summary

This document reports on the Matriculation Examination of 2014 which was the second full session of Advanced and Intermediate Matriculation examinations after the change in regulations which came into effect on the 1st September 2012. The registrations and results of all candidates and of candidates of the 1996 cohort who turned 18 years of age in 2014 are included as separate subgroups. This report gives an overview of the administration aspect of the examinations and then presents the registration and results data of the examination sessions held in May-June and September. It also presents general statistics of the May and September sessions which have taken place between 1997 – 2014, to indicate some trends that have been developing since the Matriculation Certificate examinations were introduced in the Maltese Islands.

In total, 4,084 candidates (1,696 males and 2,388 females) registered for the examination of the May 2014 session. Of these, the majority of candidates, that is 1,065 (26.1%), were from the Northern Harbour region. The number of candidates from Gozo was 457 (194 males and 263 females). In September, there were 2,597 (1,144 males and 1,453 females) candidates. Of these, 946 candidates (36.4%) did not sit for any examination in the May session. These consisted of 419 males and 527 females. This was possible since the 2012 regulations establish that the September session of examinations is a new and separate session from the May session. **Thus, a total of 5,030 candidates sat for Matriculation Examinations in 2014.**

In 2014, the largest number of registrations belonged to the 1996 cohort. These are the candidates who turned eighteen in 2014. In total, **1,946 from the 4,944 children (39.4%) born in 1996 registered for the Matriculation examinations in May 2014.** These consisted of 801 males and 1,145 females, that is, 31.4% of the 2,555 males and 47.9% of the 2,389 females born in 1996 registered for these examinations in this session. In 2014, similar to previous years, females outnumbered males in the registrations of the Matriculation examinations.

The most popular subjects at Advanced Matriculation Level were English (650 candidates) and Maltese (517 candidates) from Group 1; Accounting (538 candidates) and Marketing (481 candidates) from Group 2; Biology (662 candidates) and Pure Mathematics (569 candidates) from Group 3; and Computing (180 candidates) and Home Economics & Human Ecology (176 candidates) from Group 4. **All these subjects but Pure Mathematics and Computing are marked by a higher number of female candidates.** This is true in most subjects, with notable exceptions such as Physics and IT and, although subjects with a few candidates, Music and Graphical Communication. In these subjects, there are more male than female candidates.

At Intermediate Matriculation Level, the popularity of English (1,480 candidates) and Psychology (675 candidates) is notable in their respective group. Other popular choices include Maltese (437 candidates) from Group 1; Philosophy (593 candidates) from Group 2; Pure Mathematics (694 candidates) and Physics (685 candidates) from Group 3, and IT (268 candidates) from Group 4. Again, most subjects are marked by a stronger female presence. In some subjects, such as French, Maltese, Sociology, Pure Mathematics and Environmental



Science this is more visible. **This is even more visible in Biology and Psychology where 80% and 74% of candidates are female.** Considerably more male candidates applied for subjects such as Applied Mathematics, Computing, Information Technology, Engineering Drawing & Graphical Communication, and Italian.

For most group of subjects studied at Advanced Matriculation and Intermediate Matriculation Levels there are more female candidates, as expected given that more female candidates have applied for matriculation examination in 2014. This is, however, not the case for **Group 3 subjects studied at Advanced Matriculation and Group 4 subjects studied at Intermediate Matriculation Level, where most of the candidates are male.**

At Advanced level, for the May session, **when overall passes (Grades A to E) are considered, the range of pass rates in the different subjects varied from over 90%** (Arabic, Engineering Drawing, German, Greek, Latin, and Russian) **to 68.7%** (Pure Mathematics). At Intermediate level, when overall passes (Grades A to E) are considered, the range of pass rates in the different subjects also varied from over 90% (Arabic, Art, Computing, German, Greek, Information Technology, Latin, and Russian) to 58.8% (Classical Studies).

In 2014, 1,430 candidates (566 males and 864 females) obtained the Matriculation Certificate after the May session, while 337 candidates (155 males and 182 females) did so after the September session. This means **that 1,767 candidates obtained the Matriculation Certificate in 2014.** These include 1,306 candidates (1,086 from May and 220 from September) from the 1996 cohort, meaning that 26.4% of the 4,944 children born 18 years before qualified for the Matriculation Certificate in 2014. This percentage is an average result which when analysed by gender shows that the candidates successful in obtaining the obligatory entry requirements for admission at the University of Malta consist of 20.0% of males and 33.2% of females born in 1996.

The overall **percentages of requests for revision of papers** averaged 7.5% for subjects at Advanced Level and 3.5% for subjects at Intermediate Level in the May session, while in the September session they averaged 7.1% and 6% for Advanced and Intermediate Level respectively. Of these, 4.3%, 5%, 0%, and 1.6% respectively had their grade revised. There appears to be no obvious trend in the percentage registrations for, or upgrades from, revision of papers from 2004 to 2014.



1. Introduction

1.01. Background

The Matriculation and Secondary Education Certificate (MATSEC) Examinations Board was set up in 1991. It is responsible for external examinations at two levels: (a) the Matriculation examinations which have replaced the GCE A-levels and (b) the Secondary Education Certificate (SEC) examinations which have replaced the General Certificate of Education Ordinary Level (GCE O-level) offered by English examination boards. The MATSEC Examinations Board offers examinations at Advanced (AM) and Intermediate Matriculation (IM) levels. Some candidates may sit for an examination in a single subject while other candidates may sit for several subjects in order to qualify for the Matriculation Certificate.

The Matriculation Certificate is based on the International Baccalaureate model that maintains that students develop into more mature individuals if their studies cover both the areas of the Humanities and the Sciences. In the Matriculation Certificate examination, subjects are divided into four groups and students must choose one subject from each of Groups 1, 2 and 3 and any other two subjects. This structure ensures that candidates choose subjects from both the Humanities and the Sciences areas. In addition, all students are obliged to sit for Systems of Knowledge, a pass in which is obligatory in order to be awarded the certificate. In this system of examinations, students normally study two subjects at Advanced level and another four at Intermediate level, including Systems of Knowledge. Some students may choose to sit for a different mix of Advanced and Intermediate examinations and this option is covered in the regulations. Although any of the subjects offered may be chosen, there are some restrictions laid out in the regulations for the award of the Matriculation Certificate (<http://www.um.edu.mt/matsec/regulations/legalnotices>).

The Matriculation Certificate requirements are intended to provide an opportunity for all students finishing post-secondary school education to obtain external certification for the subjects studied at school. The Matriculation Certificate is the obligatory general entry requirement into the University of Malta. In addition, certain Faculties have special course requirements in terms of the subjects needed for admission and the grades that are acceptable for further studies in particular areas. Students already in possession of the Matriculation Certificate have the opportunity to apply for specific subjects at Advanced and Intermediate levels to fulfil special course requirements.

The main session of the examinations is held in May-June while a second session is held in September. The regulations of these examinations were first published in 1994, and candidates took the examinations for the first time in 1997. These regulations were amended in 2012 to give candidates the opportunity to qualify for the Matriculation certificate over a period of five years but the other criteria were not changed. These criteria require candidates to obtain a pass in at least one of the subjects offered in each of Groups 1, 2 and 3 and Systems of Knowledge and gain at least 44 grade points. The Certificate is issued once and it is not graded. The results of the



individual subjects are graded A to E, with Grade A being the highest grade. Grade points are awarded as follows:

Table 1.1: Grade Points Awarded per Grade

Grade	Grade Points Awarded	
	Advanced Level	Intermediate Level
A	30	10
B	24	8
C	18	6
D	12	4
E	6	2

In the September session, candidates are allowed to sit for one subject at Advanced level, up to a maximum of four subjects at Intermediate level – one from each of Groups 1, 2, 3 and 4 – and Systems of Knowledge. The same restrictions apply to candidates irrespective of whether they are re-sitting for the examinations or sitting for them for the first time in September.

The present document reports on the Matriculation examinations which took place in 2014. The report first gives an overview of the administration aspect of the examinations and then presents the registration data and results of the session in May and the second session in September. It also presents general statistics of the May and September sessions which have taken place between 1997 and 2014 to indicate the trends that have been developing since the Matriculation Certificate system of examinations was introduced in the Maltese Islands.

1.02. Administrative Information

The following subjects were offered for examination:

Accounting	Applied Mathematics	Arabic
Art	Biology	Chemistry
Classical Studies*	Computing	Economics
Engineering Drawing**	Engineering Drawing/Graphical Communication*	
English	Environmental Science*	French
Geography	German	Graphical Communication**
Greek	History	Home Economics
Information Technology	Italian	Maltese
Marketing	Music	Philosophy
Physics	Psychology*	Pure Mathematics
Religious Knowledge	Russian	Sociology
Spanish	Systems of Knowledge*	Theatre and Performance*

**Offered at Intermediate Level only*

***Offered at Advanced Level only*



The subjects are grouped as follows:

Group 1	Arabic, English, French, German, Greek, Italian, Maltese, Russian and Spanish.
Group 2	Accounting, Classical Studies, Economics, Geography, History, Marketing, Philosophy, Psychology, Religious Knowledge and Sociology.
Group 3	Applied Mathematics, Biology, Chemistry, Environmental Science, Physics, and Pure Mathematics.
Group 4	Art, Computing, Engineering Drawing, Engineering Drawing / Graphical Communication, Graphical Communication, Home Economics & Human Ecology, Information Technology, Music, and Theatre and Performance.
	Systems of Knowledge

The timetable for the both the May and September session was issued in the beginning of October 2013 (a copy is available in Appendix A). Registration for the May examinations took place between 28th October and 8th November 2013. Late applications were received on 6th and 7th January 2013. All applications were received at the Department of Examinations, Floriana and the Examinations Centre, Victoria, Gozo. They were processed by the Examinations Department, Floriana. Registration for the September session was online and took place between the 21st and the 29th July 2015. Late applications were received between the 31st July 2014. September applications were received and processed by the MATSEC Support Unit, University of Malta.

A total of 4048 candidates (1696 males and 2388 females) registered for the Matriculation examinations of May 2014. Most candidates sat for Advanced and Intermediate Level subject in order to qualify for the Matriculation Certificate. Other candidates sat for Advanced Level and Intermediate Level subjects as single subjects. A total of 2597 candidates (1144 males and 1453 females) sat for the Matriculation examinations of September 2014. Most candidates had sat for one or more examinations in the May 2014 session, while 946 were new applicants (419 males and 527 females). Table 1.2 below shows the number of subject registrations for the Advanced and Intermediate Matriculation examinations in May and September 2014.

Table 1.2: Registrations for Matriculation Examinations 2014

Session	Advanced Level			Intermediate Level		
	Males	Females	Total	Males	Females	Total
May	1470	2095	3565	1385	1871	3256
September	544	717	1261	913	1132	2045

The written examinations took place between 26th April and 3rd May 2014 for the May session and results were sent via sms and results slips on the 14th July 2014. In this session, there were 4049 (99.1%) of the Matriculation Examination candidates who applied to receive their results by sms. For the September session, written examinations took place between the 1st September



and the 6th September. Results were sent on the 25th September by post and, for the 2472 (95.2%) candidates who applied for the service, by sms.

Registration for the service of a Revision of Papers took place between 21st July and 29th July 2014 at the MATSEC Building, University of Malta for the May session and on the 2nd October 2014 for the September session. These were accepted at the MATSEC Support Unit, University of Malta.

1.03. Request for Special Arrangements

Requests for Special Arrangements during MATSEC examinations were received during the period of registration. Candidates needed to fill in a special form available from the MATSEC website. This year, there were 72 applications for special arrangements that were considered by the Access Disability Support Committee of the University of Malta.

1.04. The Examination Centres

In Malta, the administration of the examinations in the different centres was the responsibility of the Examinations Department, Floriana. In Gozo, the administration of the examinations in the different centres was the responsibility of the Examinations Centre, Victoria.

1.05. Oral Examinations

Tables 1.3 and 1.4 show the dates of the oral examinations at Advanced and Intermediate levels.

Table 1.3: Oral Examinations – Advanced Level

Subject	Dates
Arabic	5 April
English	7, 8, 9, 10, 14 April
French	21 March
German	5 April
Italian	12 April
Maltese	24, 25 April
Music	27, 28 May
Russian	5 April
Spanish	5 April



Table 1.4: Oral Examinations – Intermediate Level

Subject	Dates
Arabic	15 April
English	28 March, 1, 2, 3, 4 April
French	20 March
German	15 April
Italian	22 March
Maltese	24, 25, 26, 27 March
Russian	15 April
Spanish	15 April
Theatre & Performance Studies	10, 11, 12, 13, 14, 17 March

Oral examinations were held at St Aloysius College, Birkirkara for the May Session and at the G.F. Abela Junior College, Msida for the September session in Malta whilst Gozitan candidates had their examinations at the Examinations Centre, Victoria for both sessions.

Teachers were recruited for the oral examinations on the basis of the recommendation of the Chairperson of the respective subjects. Tables 1.5 and 1.6 show the numbers of examiners involved in the different subjects at the two levels.

Table 1.5: Examiners Used for Orals of Advanced Level Examinations

Subject	Malta	Gozo	Total
Arabic	1	0	1
English	19	1	20
French	9	1	10
German	2	1	3
Italian	7	2	9
Maltese	6	2	8
Russian	1	0	1
Spanish	1	1	2
Total	46	8	54

Table 1.6: Examiners Used for Orals of Intermediate Level Examinations

Subject	Malta	Gozo	Total
Arabic	1	0	1
English	14	6	20
French	7	2	9
German	2	1	3
Italian	6	1	7
Maltese	12	3	15
Russian	1	0	1
Spanish	3	1	4
Total	46	14	60



1.06. Coursework

There were five subjects at Advanced Level with a coursework component in May 2014. These were: Art, Computing, Geography, Home Economics & Human Ecology and Information Technology. The coursework of private candidates was to be presented to the MATSEC Support Unit, University of Malta and the Examinations Centre, Victoria, Gozo by the 14th March 2014.

Four subjects had a coursework component at Intermediate Level in May 2014. These were: Art, Computing, Information Technology and Systems of Knowledge. The coursework of private candidates was to be presented to the MATSEC Support Unit, University of Malta and the Examinations Centre, Victoria, Gozo by the 14th March 2013. Candidates for both IM and AM Music were to present two copies of the composition (if chosen) to the MATSEC Support Unit, University of Malta and the Examinations Centre, Victoria, Gozo by the 30th April 2014.

Private candidates and a sample of school candidates were called for an interview in relation to the work presented for the coursework component of the subjects under consideration.

1.07. Practical Examinations

Practical examinations at Advanced Level were held in the following subjects: Art, Biology, Chemistry, Music and Physics. Table 1.7 shows the dates of these examinations and the examination centres used for the May session.

Table 1.7: Advanced Level Practical Examinations

Subject	Dates (2014)	Examination Centres
Art	31 st May	St Aloysius College, Birkirkara Gozo Exams Centre, Victoria
Biology	6 th June	G.F. Abela Junior College, Msida Stella Maris College, Gżira Gozo College Boys' Secondary, Victoria
Chemistry	12 th June	G.F. Abela Junior College, Msida University of Malta, Msida Gozo College Boys' Secondary, Victoria
Music	26 th April 27 th May	St Aloysius College, Birkirkara University of Malta, Msida Gozo School of Music
Physics	4 th June	G.F. Abela Junior College, Msida Gozo College Boys' Secondary, Victoria
CAD	23 rd January 27 th February 20 th March 30 th May	Giovanni Curmi Higher Secondary, Naxxar G.F. Abela Junior College, Msida Sir M.A. Refalo, Victoria

Practical examination at Intermediate level were held for Art, Physical Education and Music. Table 1.8 shows the dates and examination centres for these examinations.



Table 1.8: Intermediate Level Practical Examinations

Subject	Dates (2014)	Examination Centres
Art	31 st May	St Aloysius College, Birkirkara Gozo Exams Centre, Victoria
Physical Education	10 th March 17 th March	St Aloysius College, Birkirkara
Music	14 th May	University of Malta, Msida Gozo School of Music

1.08. Revision of Papers

Candidates who are not satisfied with the grade awarded to them in any subject may register for the service of a Revision of Papers. Information about the registration period for this service is posted to the candidates with their result slip. For each subject, an additional examiner is appointed to review the papers of the candidates who ask for a Revision of Papers. A brief report on the performance of the candidate is written in each case. This is forwarded to the candidate. A fee of €34.94 per subject is paid on registration. This fee is refundable in cases where the examiners' panel recommends a change in the original grade, which can only be an upgrade. In the May 2015 session, there were 466 requests for Revision of Papers at Advanced Level and 338 at Intermediate Level. In the September 2014 session, there were 89 requests for Revision of Papers at Advanced Level and 183 at Intermediate Level.

1.09. Examiners' Reports

For each subject, the Chairperson is required to write an Examiners' Report on the performance of the candidates in the examination. The information for this report is compiled from notes and comments made by the subject markers involved in the process. This report provides statistical data on the grades awarded and gives detailed feedback on the performance of the candidates. These reports were posted on the MATSEC website after January 2015.



2. May 2014 Registrations

The total number of candidates who registered for the May 2014 session of examinations is given in Table 2.1.

Table 2.1: Total Number of Candidates Sitting for Matriculation Examinations

	Males	Females	Total
All Candidates	1696	2388	4084
1996 Cohort	801	1145	1946

Table 2.2 presents the number of registrations for Advanced and Intermediate Level examinations in May 2014 by year of birth and gender.

Table 2.2: Registrations in May 2014 by Year of Birth and Gender

Year	Advanced Level			Intermediate Level		
	Males	Females	Total	Males	Females	Total
Pre-1993	178	348	526	51	101	152
1993	59	61	120	38	29	67
1994	122	135	257	91	118	209
1995	328	411	739	313	384	697
1996	744	1101	1845	783	1116	1899
1997	39	38	77	109	121	230
1998	0	1	1	0	2	2
Total	<i>1470</i>	<i>2095</i>	<i>3565</i>	<i>1385</i>	<i>1871</i>	<i>3256</i>

The largest number of registrations for both Advanced and Intermediate Level examinations, 51.8% and 58.3% respectively, belonged to the 1996 cohort. This is the cohort that turned eighteen years of age in 2014. There were 4,944 children born in 1996 (2,555 males and 2,389 females) in the Maltese Islands¹. This means that 37.3% of the 18-year-old cohort born in 1996 (29.1% of males and 46.1% of females) registered for Advanced Level examinations while 38.4% (30.6% of males and 46.7% of females) registered for Intermediate Level examinations in 2014.

Table 2.2 indicates that, in both Advanced and Intermediate Level examinations, there were more registrations from females than males. At Advanced Level, 58.8% of registrations were from females and 41.2% from males. At Intermediate Level, the total registrations were higher for females (57.5%) versus 42.5% for males.

¹ Data obtained from the National Statistics Office and used as the best estimate of 18-year-olds in the year covered in the present report.



Table 2.3 below provides information on the numbers of candidates, males and females, who applied for the Matriculation examinations at Advanced and Intermediate levels in the different subjects.

Table 2.3: May 2014 Matriculation Examination Registrations by Subject and Gender

Subject	Advanced Level			Intermediate Level		
	Males	Females	Total	Males	Females	Total
Accounting	209	329	538	53	52	105
Applied Mathematics	2	2	4	35	18	53
Arabic	2	1	3	1	1	2
Art	27	71	98	7	21	28
Biology	219	443	662	50	212	262
Chemistry	189	312	501	18	21	39
Classical Studies	-	-	-	6	11	17
Computing	124	56	180	83	41	124
Economics	101	100	201	37	39	76
Eng. Drawing & Graphical Comm.	-	-	-	66	29	95
Engineering Drawing	1	0	1	-	-	-
English	188	462	650	703	777	1480
Environmental Science	-	-	-	158	266	424
French	17	76	93	43	82	125
Geography	30	30	60	56	45	101
German	9	21	30	10	11	21
Graphical Communication	14	10	24	-	-	-
Greek	1	0	1	0	0	0
History	60	56	116	44	36	80
Home Economics & Human Ecology	16	160	176	13	50	63
Information Technology	40	25	65	140	128	268
Italian	65	125	190	72	44	116
Latin	2	0	2	0	0	0
Maltese	169	348	517	143	294	437
Marketing	223	258	481	122	142	264
Music	11	7	18	1	3	4
Philosophy	73	108	181	245	348	593
Physical Education	0	0	0	67	30	97
Physics	292	134	426	301	384	685
Psychology	-	-	-	174	501	675
Pure Mathematics	387	182	569	287	407	694
Religious Knowledge	60	92	152	137	149	286
Russian	1	3	4	1	0	1
Sociology	61	185	246	71	150	221
Spanish	10	24	34	9	11	20
Systems of Knowledge	-	-	-	932	1275	2207
Theatre & Performance	-	-	-	8	24	32



Figures 2.1 to 2.4 and Figures 2.5 to 2.8 that follow present the numbers of male and female registrations per subject at Advanced (AM) and Intermediate (IM) levels respectively.

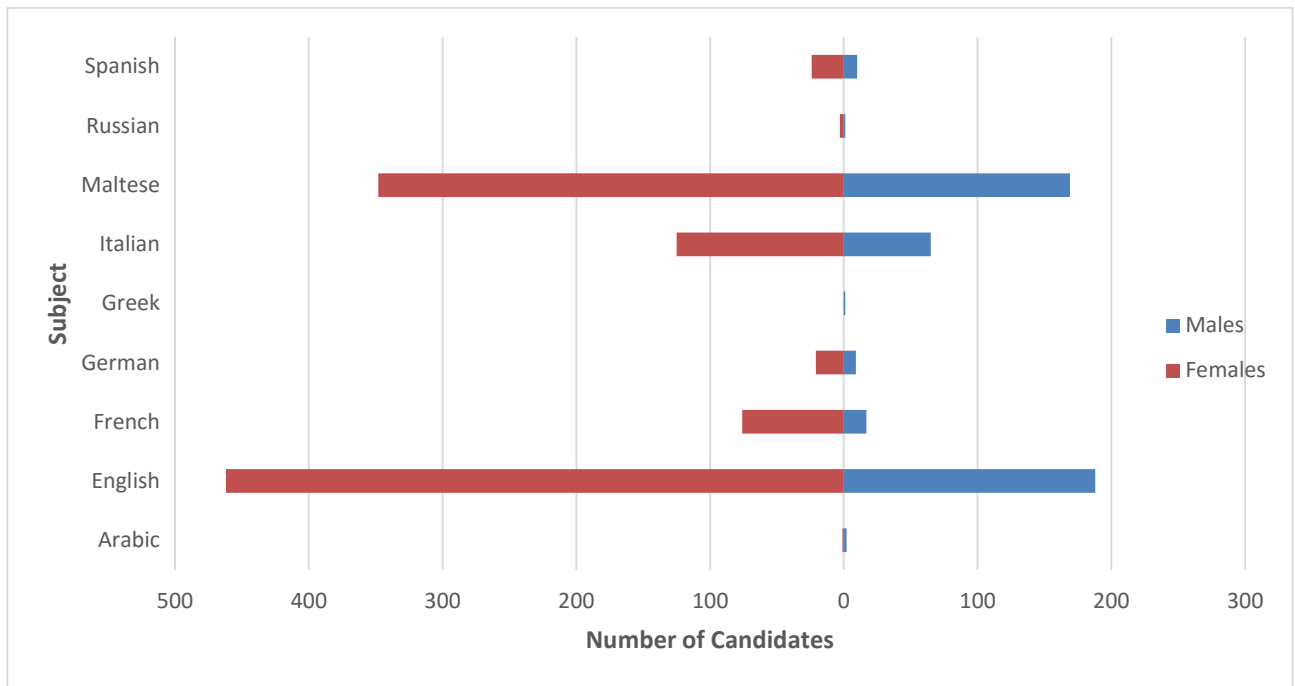


Figure 2.1: AM Registration by Gender: Group 1

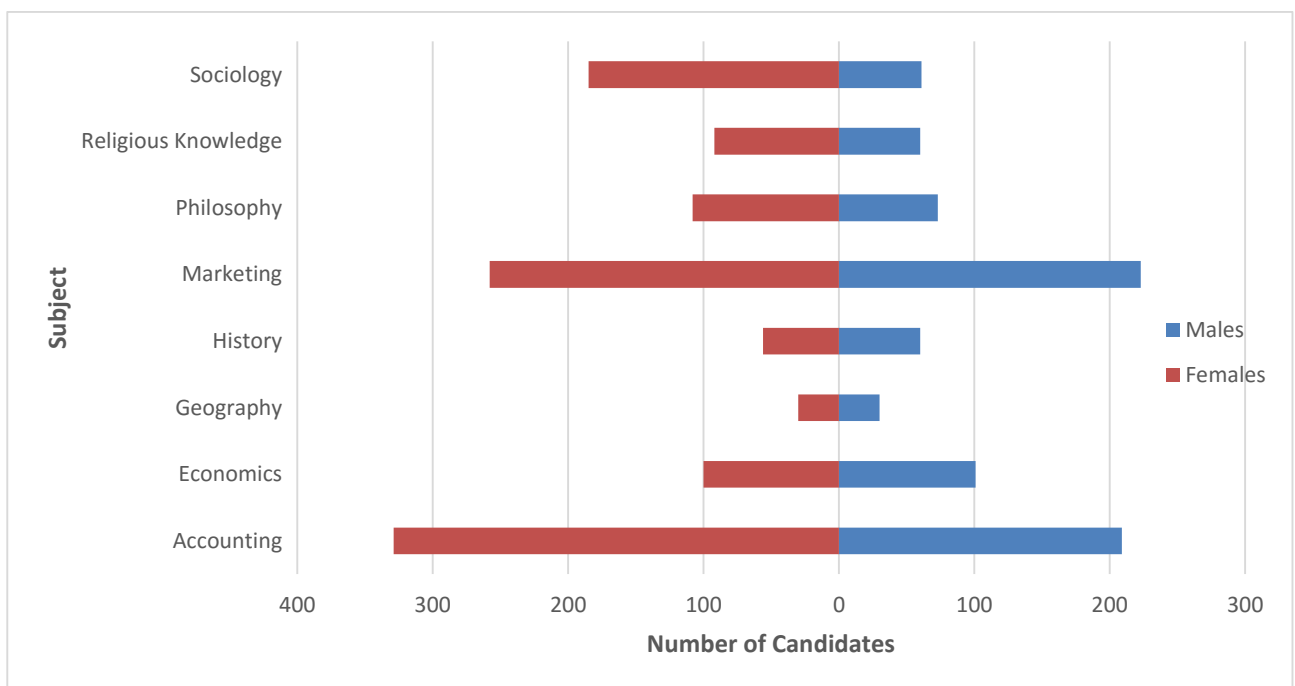


Figure 2.2: AM Registration by Gender: Group 2



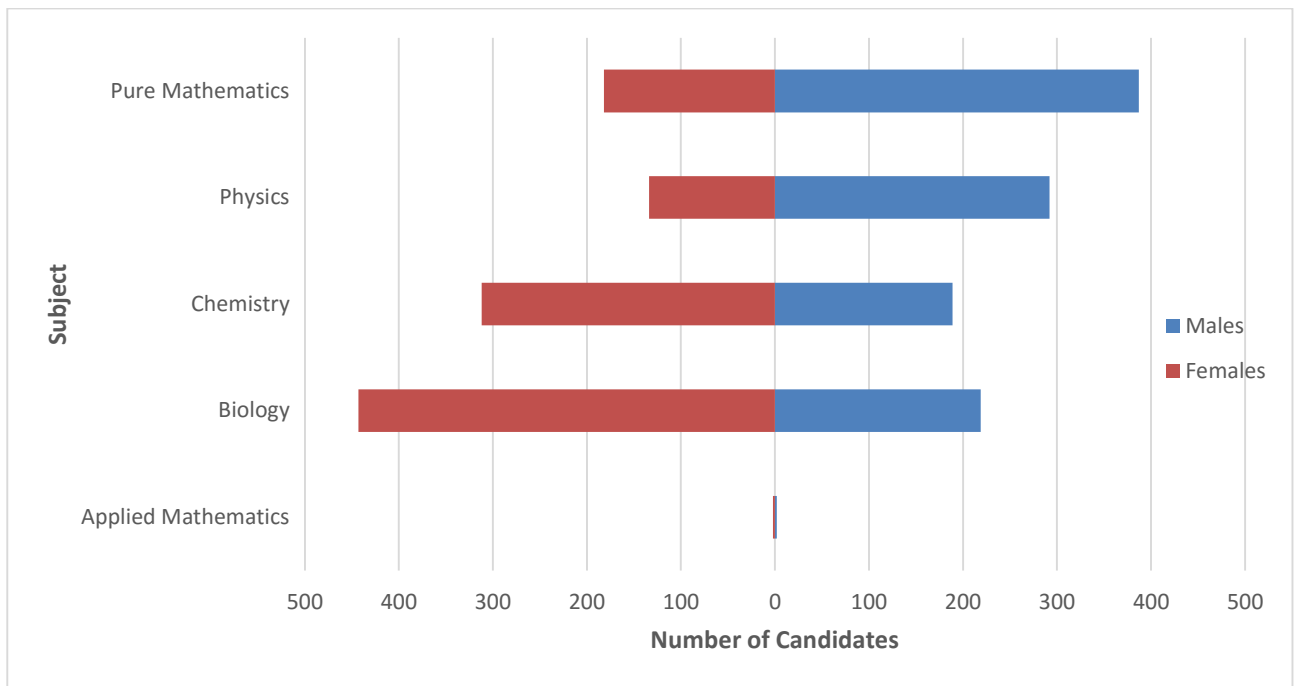


Figure 2.3: AM Registration by Gender: Group 3

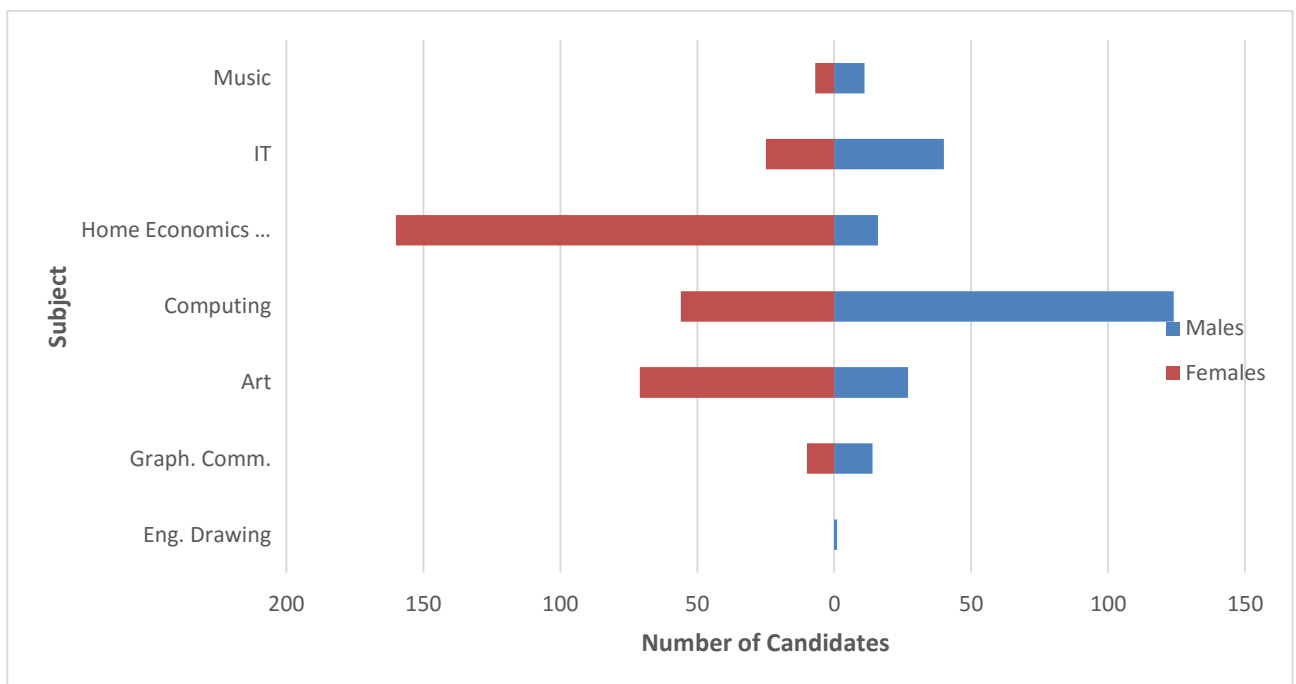


Figure 2.4: AM Registration by Gender: Group 4



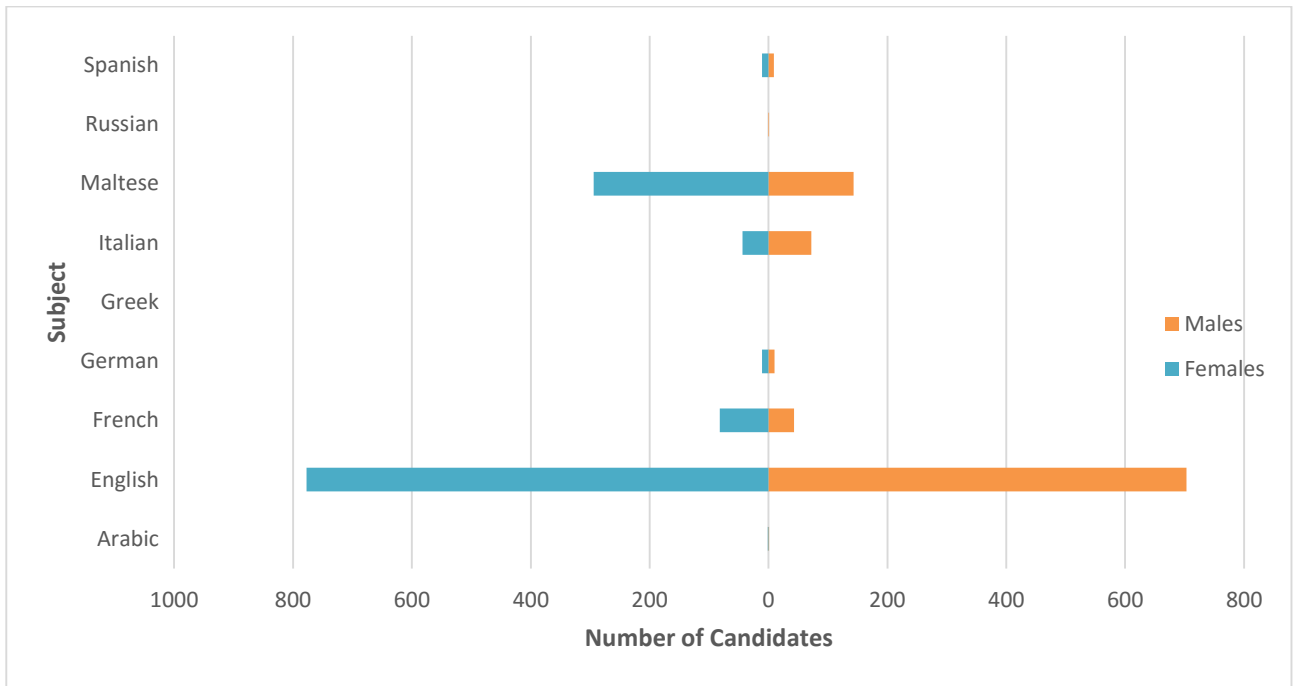


Figure 2.5: IM Registration by Gender: Group 1

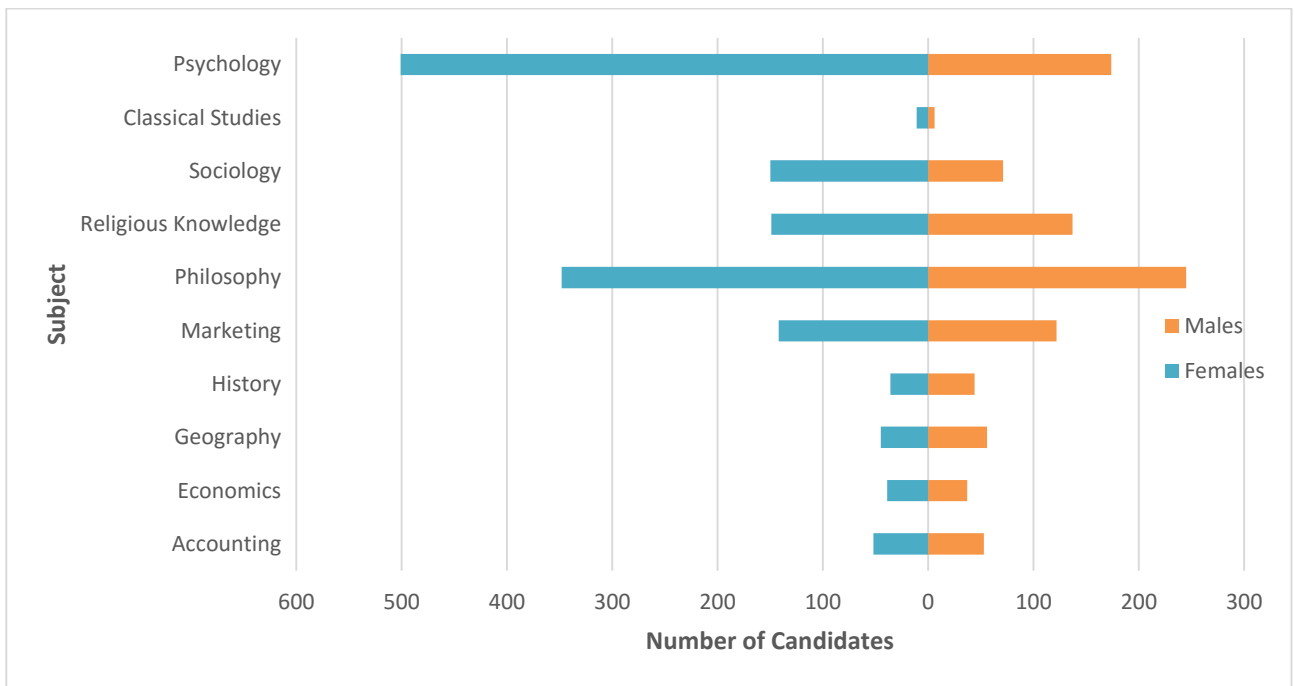


Figure 2.6: IM Registration by Gender: Group 2



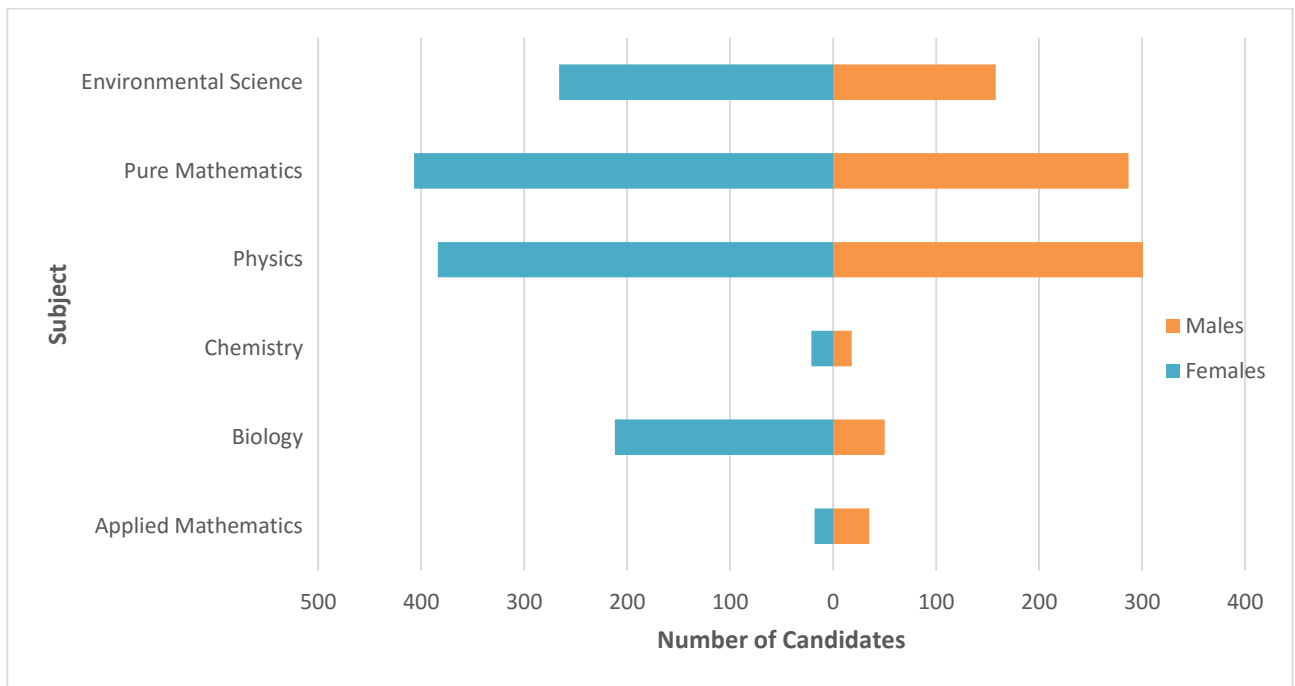


Figure 2.7: IM Registration by Gender: Group 3

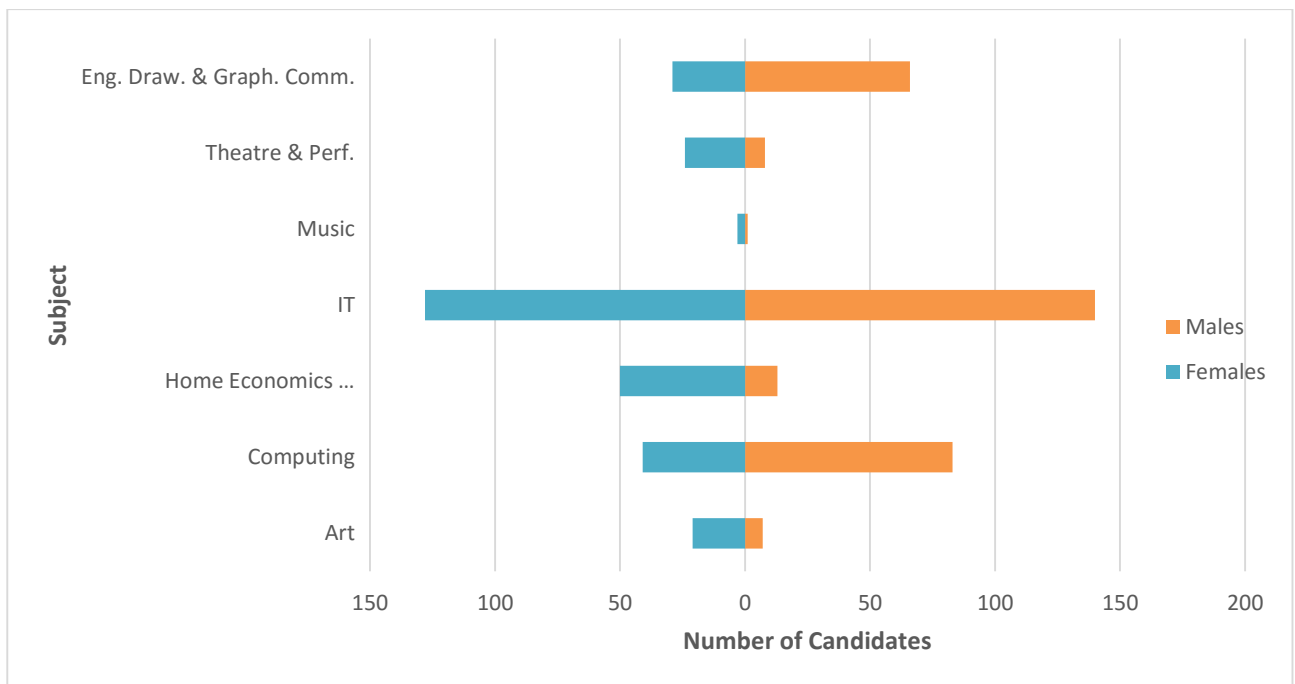


Figure 2.8: IM Registration by Gender: Group 4

The most popular subjects at AM level were English (650 candidates) and Maltese (517 candidates) from Group 1; Accounting (538 candidates) and Marketing (481 candidates) from Group 2; Biology (662 candidates) and Pure Mathematics (569 candidates) from Group 3; and Computing (180 candidates) and Home Economics & Human Ecology (176 candidates) from



Group 4. All these subjects but Pure Mathematics and Computing are marked by a higher number of female candidates. This is true in most subjects, with notable exceptions such as Physics and IT and, although subjects with a few candidates, Music and Graphical Communication. In these subjects, there are more male than female candidates.

At IM level, the popularity of English (1,480 candidates) and Psychology (675 candidates) is notable in their respective group. Other popular choices include Maltese (437 candidates) from Group 1; Philosophy (593 candidates) from Group 2; Pure Mathematics (694 candidates) and Physics (685 candidates) from Group 3, and IT (268 candidates) from Group 4. Again, most subjects are marked by a stronger female presence. However, this is in line with the fact that more female than male candidates applied for Matriculation examinations in 2014. In some subjects, such as French, Maltese, Sociology, Pure Mathematics and Environmental Science this is more visible. This is even more visible in Biology and Psychology where 80% and 74% of candidates are female. Considerably more male candidates applied for subjects such as Applied Mathematics, Computing, Information Technology, Engineering Drawing & Graphical Communication, and Italian.

Figures 2.9 and 2.10 below present the numbers of male and female registrations per Group of subjects at Advanced (AM) and Intermediate (IM) levels respectively.



Figure 2.9: AM Registration per Group by Gender





Figure 2.10: IM Registration per Group by Gender

For most group of subjects studied at AM and IM levels there are more female candidates, as expected given that more female candidates have applied for matriculation examination in 2014. This is, however, not the case for Group 3 subjects studied at AM and Group 4 subjects studied at IM.

Although the award of the Matriculation Certificate depends on passes in two subjects at Advanced Level, three at Intermediate Level and Systems of Knowledge, a number of candidates sit for more examinations than required. Table 2.4 below provides information on the numbers of candidates, males and females, who applied for 1 to 6 subjects at Advanced Matriculation Level and 1 to 6 subjects at Intermediate Level in the different subjects, including Systems of Knowledge.

Table 2.4 shows that most registrations were for two Advanced and four Intermediate Level subjects, which included Systems of Knowledge. This indicates that most candidates were aiming at obtaining the Matriculation Certificate in May. A significant number of candidates registered for one Advanced Level examination only and a small number attempted three Advanced Level examinations. Three male candidates attempted four subjects at AM Level. Similarly, a small number of candidates registered for five Intermediate Level subjects while one male candidate registered for six.

Table 2.4: May 2014 Registrations by Number of Subjects, Level and Gender

Number of Subjects	Advanced Level			Intermediate Level		
	Males	Females	Total	Males	Females	Total
1	374	615	989	275	374	649
2	1062	1435	2497	223	249	472
3	31	45	76	191	289	480
4	3	0	3	682	932	1614
5	0	0	0	13	27	40
6	0	0	0	1	0	1

This year there were 72 candidates who requested special arrangements at this level. Table 2.5 shows the presenting conditions of these candidates. It is important to point out that applications by candidates with disability were processed by the Access - Disability Support Committee of the University of Malta. This committee decides on appropriate arrangements to enable these candidates to access the examinations. In general, special arrangements included extra time and rest periods, large print, as well as special instructions to examiners of oral components, invigilators and markers.

Table 2.5: Number of Requests for Special Arrangements by Presenting Condition in 2014

Condition	Number of Candidates
ADD/ADHD	14
Autism Spectrum Disorder	1
DCD/ Dyspraxia	2
Hearing Impairment	6
Last minute Injuries	2
Medical Condition	9
Mental Health	9
Mobility Problems	2
SpLD/ADHD	4
SpLD/Dyslexia	18
Stammer	2
Visual Impairment	3
Total	72

Table 2.6 shows the number of registrations by subject at Advanced and Intermediate levels made by candidates who requested special arrangements.



Table 2.6: Number of Registrations by Subject by Candidates who Requested Access Arrangements in May 2014

Subject	Advanced Level	Intermediate Level
Accounting	7	1
Applied Mathematics	0	1
Arabic	0	0
Art	5	2
Biology	13	12
Chemistry	10	1
Classical Studies	0	0
Computing	2	2
Economics	2	1
Eng. Drawing & Graphical Comm.	0	3
Engineering Drawing	0	0
English	12	33
Environmental Science	0	6
French	1	2
Geography	1	3
German	1	0
Graphical Communication	1	0
Greek	0	0
History	2	4
Home Economics & Human Ecology	5	2
Information Technology	3	5
Italian	2	2
Latin	0	0
Maltese	12	12
Marketing	6	5
Music	0	0
Philosophy	6	16
Physical Education	0	2
Physics	6	14
Pure Mathematics	10	8
Psychology	0	14
Religious Knowledge	3	7
Russian	0	0
Sociology	0	8
Spanish	0	1
Systems of Knowledge	0	48
Theatre & Performance	0	0

Table 2.7 below presents the number of candidates who registered for the Matriculation examinations from the different localities in Malta and Gozo. The data are grouped by locality as



well as by region. Figure 2.11 graphically represents the number of candidates from different regions.

Table 2.7: May 2014 Registrations of Matriculation Examinations Candidates by Region and Locality

Locality	Males	Females	Total
<i>Southern Harbour</i>	209	382	591
Birgu	5	7	12
Bormla	15	13	28
Fgura	37	72	109
Floriana	4	9	13
Isla	0	8	8
Kalkara	17	20	37
Luqa	16	34	50
Marsa	4	15	19
Paola	16	32	48
Santa Luċija	7	8	15
Tarxien	33	50	83
Valetta	7	14	21
Xghajra	4	8	12
Żabbar	44	92	136
<i>Northern Harbour</i>	441	624	1065
Birkirkara	90	101	191
Blata l-Bajda	0	1	1
Fleur-de-Lys	3	2	5
G'Mangia	10	6	16
Gżira	15	22	37
Hamrun	11	30	41
Ibraġġ	12	16	28
Kappara	6	9	15
Msida	20	22	42
Pembroke	33	48	81
Pieta'	5	15	20
Qormi	48	72	120
San Ġiljan	31	46	77
San Ġwann	46	63	109
Santa Venera	15	30	45
Sliema	47	58	105
St Andrews	0	0	0
Swatar	12	21	33
Swieqi	33	53	86
Ta'Xbiex	2	6	8
Ta' Ġiorni	2	3	5



Table 2.7: May 2014 Registrations of Matriculation Examinations Candidates by Region and Locality (Part 2)

Locality	Males	Females	Total
South Eastern	251	373	624
Birżebbuġa	36	55	91
Għaxaq	17	28	45
Gudja	15	18	33
Kirkop	13	21	34
Marsascala	50	79	129
Marsaxlokk	10	26	36
Mqabba	9	18	27
Qrendi	12	15	27
Safi	5	7	12
Żejtun	34	53	87
Żurrieq	50	53	103
Western	284	338	622
Attard	82	90	172
Bahrija	3	7	10
Balzan	18	27	45
Dingli	15	22	37
Iklin	29	26	55
Lija	22	14	36
Mdina	1	1	2
Mtarfa	7	11	18
Rabat	28	32	60
Sigġiewi	40	56	96
Żebbuġ	39	52	91
Northern	317	408	725
Bahar iċ-Ċagħaq	6	3	9
Buġibba	8	7	15
Burmarrad	2	1	3
Għarghur	11	12	23
Madliena	8	13	21
Manikata	0	2	2
Mellieha	33	45	78
Mġarr	11	23	34
Mosta	118	156	274
Mriehel	0	2	2
Naxxar	76	97	173
Qawra	10	16	26
San Pawl il-Bahar	26	23	49
San Pawl tat-Tarġa	6	7	13
Xemxija	2	1	3



Table 2.7: May 2014 Registrations of Matriculation Examinations Candidates by Region and Locality (Part 3)

Locality	Males	Females	Total
Gozo	194	263	457
Fontana	7	8	15
Ghajnsielem	13	20	33
Gharb	10	8	18
Ghasri	4	2	6
Kerċem	15	11	26
Marsalforn	4	4	8
Munxar	6	7	13
Nadur	23	34	57
Qala	11	14	25
San Lawrenz	5	2	7
Sannat	9	19	28
Santa Luċija	1	1	2
Victoria	43	53	96
Xaghra	11	39	50
Xewkija	19	35	54
Xlendi	0	0	0
Żebbuġ	13	6	19

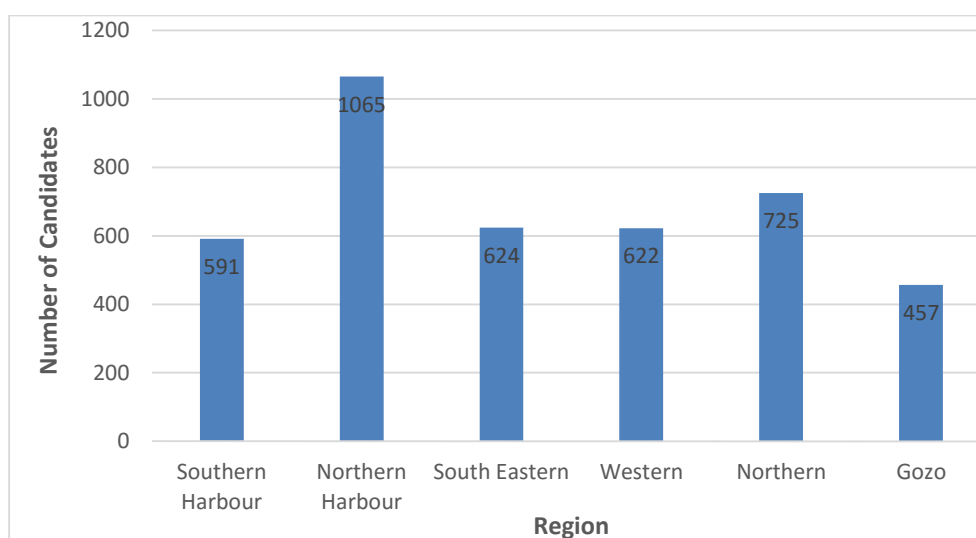


Figure 2.11: May 2014 Registrations of Matriculation Examinations Candidates by Region

The data are grouped by locality as well as by region. In Malta, the largest number of registrations for the Matriculation Certificate by region came from the Northern Harbour and Northern regions while least candidates come from Gozo and Southern Harbour regions. Most

candidates come from Mosta (274), Birkirkara (191), Naxxar (173), Attard (172), Żabbar (136) and Marsascalea (129). Most candidates from Gozo came from the locality of Victoria (96).

Table 2.8 below shows the numbers of candidates who registered for a Revision of Papers after the May 2014 results were issued.

Table 2.8: May 2014 Registration for Revision of Papers

Subject	Advanced Level			Intermediate Level		
	Registered	Requested	%	Registered	Requested	%
Accounting	538	19	3.5	105	4	3.8
Applied Mathematics	4	0	0	53	3	5.7
Arabic	3	0	0	2	0	0
Art	98	17	17.3	28	1	3.6
Biology	662	70	10.6	262	6	2.3
Chemistry	501	101	20.2	39	0	0
Classical Studies	0	0	0	17	1	5.9
Computing	180	16	8.9	124	6	4.8
Economics	201	8	4.0	76	2	2.6
Eng. Drawing & Grap. Comm.	0	0	0	95	1	1.1
Engineering Drawing	1	0	0	0	0	0
English	650	52	8.0	1480	60	4.1
Environmental Science	0	0	0	424	13	3.1
French	93	13	14.0	125	3	2.4
Geography	60	0	0	101	4	4.0
German	30	0	0	21	0	0
Graphical Communication	24	0	0	0	0	0
Greek	1	0	0	0	0	0
History	116	5	4.3	80	1	1.3
Home Ec. & Human Ecology	176	8	4.5	63	0	0
Information Technology	65	0	0	268	5	1.9
Italian	190	11	5.8	116	3	2.6
Latin	2	0	0	0	0	0
Maltese	517	26	5.0	437	14	3.2
Marketing	481	24	5.0	264	2	0.8
Music	18	1	5.6	4	0	0
Philosophy	181	8	4.4	593	26	4.4
Physical Education	0	0	0	97	6	6.2
Physics	426	31	7.3	685	20	2.9
Psychology	0	0	0	675	44	6.5
Pure Mathematics	569	24	4.2	694	25	3.6
Religious Knowledge	152	11	7.2	286	13	4.5
Russian	4	0	0	1	0	0
Sociology	246	19	7.7	221	7	3.2
Spanish	34	2	5.9	20	0	0
Systems of Knowledge	0	0	0	2207	66	3.0
Theatre & Performance	0	0	0	32	2	6.3
<i>Total</i>	<i>6223</i>	<i>466</i>	<i>7.5</i>	<i>9695</i>	<i>338</i>	<i>3.5</i>



The overall percentage of requests for a Revision of Papers was higher for subjects at Advanced level compared to the Intermediate level (7.5% and 3.5% respectively). Data relating to the outcome of these requests are presented in the following section.



3. May 2014 Results

Table 3.1 (Parts 1 to 3) presents the Advanced Level results by gender obtained in the different subjects for all candidates. Table 3.2 (Parts 1 to 3) presents the Intermediate Level results in the different subjects by gender.

Table 3.1: May 2014 - Advanced Level Results by Subject and Gender (Part 1)

Subject	A	B	C	D	E	F	abs	Total
Accounting	20	69	151	66	78	100	54	538
Females	12	38	84	43	49	68	35	329
Males	8	31	67	23	29	32	19	209
Applied Mathematics	1	0	0	1	1	0	1	4
Females	0	0	0	1	0	0	1	2
Males	1	0	0	0	1	0	0	2
Arabic	0	0	3	0	0	0	0	3
Females	0	0	1	0	0	0	0	1
Males	0	0	2	0	0	0	0	2
Art	3	11	21	11	28	15	9	98
Females	3	9	16	9	17	11	6	71
Males	0	2	5	2	11	4	3	27
Biology	85	149	158	113	75	51	31	662
Females	50	95	106	82	53	36	21	443
Males	35	54	52	31	22	15	10	219
Chemistry	42	94	147	66	62	78	12	501
Females	23	52	100	46	34	52	5	312
Males	19	42	47	20	28	26	7	189
Computing	11	29	51	41	20	24	4	180
Females	3	5	15	18	9	6	0	56
Males	8	24	36	23	11	18	4	124
Economics	19	33	58	26	21	26	18	201
Females	7	19	27	10	9	16	12	100
Males	12	14	31	16	12	10	6	101
Engineering Drawing	0	0	0	1	0	0	0	1
Females	0	0	0	0	0	0	0	0
Males	0	0	0	1	0	0	0	1
English	25	73	215	126	91	74	46	650
Females	20	59	150	94	60	46	33	462
Males	5	14	65	32	31	28	13	188
French	5	15	25	24	10	12	2	93
Females	4	15	22	16	9	9	1	76
Males	1	0	3	8	1	3	1	17
Geography	5	15	22	5	3	9	1	60
Females	4	9	11	0	2	4	0	30
Males	1	6	11	5	1	5	1	30



Table 3.1: May 2014 - Advanced Level Results by Subject and Gender (Part 2)

Subject	A	B	C	D	E	F	abs	Total
German	10	5	6	1	5	2	1	30
Females	9	3	4	1	2	1	1	21
Males	1	2	2	0	3	1	0	9
Graphical Communication	3	5	7	4	3	2	0	24
Females	1	2	2	1	3	1	0	10
Males	2	3	5	3	0	1	0	14
Greek	0	1	0	0	0	0	0	1
Females	0	0	0	0	0	0	0	0
Males	0	1	0	0	0	0	0	1
History	5	16	39	15	13	12	16	116
Females	1	7	19	8	5	7	9	56
Males	4	9	20	7	8	5	7	60
Home Economics & Human Ecology	6	23	59	32	32	18	6	176
Females	5	23	55	31	26	17	3	160
Males	1	0	4	1	6	1	3	16
Information Technology	3	18	21	10	4	6	3	65
Females	1	8	6	4	2	3	1	25
Males	2	10	15	6	2	3	2	40
Italian	12	23	56	27	19	38	15	190
Females	8	17	37	20	11	22	10	125
Males	4	6	19	7	8	16	5	65
Latin	1	1	0	0	0	0	0	2
Females	0	0	0	0	0	0	0	0
Males	1	1	0	0	0	0	0	2
Maltese	22	93	191	80	68	40	23	517
Females	16	60	135	47	51	25	14	348
Males	6	33	56	33	17	15	9	169
Marketing	23	61	135	97	58	42	65	481
Females	17	33	72	51	25	20	40	258
Males	6	28	63	46	33	22	25	223
Music	3	4	5	3	0	1	2	18
Females	1	0	3	2	0	0	1	7
Males	2	4	2	1	0	1	1	11
Philosophy	10	33	49	21	17	32	19	181
Females	6	21	34	13	8	16	10	108
Males	4	12	15	8	9	16	9	73
Physics	22	58	126	96	59	40	25	426
Females	7	18	47	28	16	12	6	134
Males	15	40	79	68	43	28	19	292



Table 3.1: May 2014 - Advanced Level Results by Subject and Gender (Part 3)

Subject	A	B	C	D	E	F	abs	Total
Pure Mathematics	39	106	146	34	66	134	44	569
Females	15	38	46	11	22	35	15	182
Males	24	68	100	23	44	99	29	387
Religious Knowledge	12	25	41	26	16	10	22	152
Females	7	15	24	15	8	6	17	92
Males	5	10	17	11	8	4	5	60
Russian	3	1	0	0	0	0	0	4
Females	2	1	0	0	0	0	0	3
Males	1	0	0	0	0	0	0	1
Sociology	9	31	59	45	41	32	29	246
Females	7	27	46	32	32	25	16	185
Males	2	4	13	13	9	7	13	61
Spanish	5	8	8	7	0	2	4	34
Females	4	7	6	5	0	2	0	24
Males	1	1	2	2	0	0	4	10



Table 3.2: May 2014 - Intermediate Level Results by Subject and Gender

Subject	A	B	C	D	E	F	abs	Total
Accounting	10	15	21	21	18	16	4	105
Females	7	4	8	13	11	6	3	52
Males	3	11	13	8	7	10	1	53
Applied Mathematics	5	8	15	7	7	7	4	53
Females	2	0	8	1	2	3	2	18
Males	3	8	7	6	5	4	2	35
Arabic	0	1	0	1	0	0	0	2
Females	0	1	0	0	0	0	0	1
Males	0	0	0	1	0	0	0	1
Art	1	5	10	8	2	1	1	28
Females	1	5	8	5	1	0	1	21
Males	0	0	2	3	1	1	0	7
Biology	27	46	78	44	24	13	30	262
Females	21	39	66	37	17	12	20	212
Males	6	7	12	7	7	1	10	50
Chemistry	1	4	8	7	5	10	4	39
Females	0	1	3	5	3	7	2	21
Males	1	3	5	2	2	3	2	18
Classical Studies	0	1	2	2	5	6	1	17
Females	0	1	0	0	4	5	1	11
Males	0	0	2	2	1	1	0	6
Computing	5	22	42	29	13	11	2	124
Females	0	9	16	8	2	6	0	41
Males	5	13	26	21	11	5	2	83
Economics	4	11	13	16	8	19	5	76
Females	4	7	5	4	4	13	2	39
Males	0	4	8	12	4	6	3	37
Eng. Drawing & Graphical Comm.	7	10	23	20	13	16	6	95
Females	2	2	9	5	3	5	3	29
Males	5	8	14	15	10	11	3	66
English	117	182	438	288	239	180	36	1480
Females	64	94	211	154	132	103	19	777
Males	53	88	227	134	107	77	17	703
Environmental Science	20	41	92	116	68	58	29	424
Females	16	24	61	66	42	39	18	266
Males	4	17	31	50	26	19	11	158
French	7	18	28	34	20	16	2	125
Females	4	12	18	24	12	11	1	82
Males	3	6	10	10	8	5	1	43



Table 3.2: May 2014 - Intermediate Level Results by Subject and Gender (Part 2)

Subject	A	B	C	D	E	F	abs	Total
Geography	5	17	33	19	8	14	5	101
Females	3	6	17	7	4	5	3	45
Males	2	11	16	12	4	9	2	56
German	4	5	9	2	1	0	0	21
Females	2	3	5	1	0	0	0	11
Males	2	2	4	1	1	0	0	10
Greek	0	0	0	0	0	0	0	0
Females	0	0	0	0	0	0	0	0
Males	0	0	0	0	0	0	0	0
History	5	8	27	14	10	8	8	80
Females	2	3	15	6	4	3	3	36
Males	3	5	12	8	6	5	5	44
Home Economics & Human Ecology	6	10	19	9	10	7	2	63
Females	5	8	18	7	5	6	1	50
Males	1	2	1	2	5	1	1	13
Information Technology	20	71	89	36	26	20	6	268
Females	6	42	45	16	10	7	2	128
Males	14	29	44	20	16	13	4	140
Italian	7	17	29	26	17	20	0	116
Females	4	5	12	9	6	8	0	44
Males	3	12	17	17	11	12	0	72
Latin	0	0	0	0	0	0	0	0
Females	0	0	0	0	0	0	0	0
Males	0	0	0	0	0	0	0	0
Maltese	13	58	139	89	66	66	6	437
Females	11	47	93	53	45	42	3	294
Males	2	11	46	36	21	24	3	143
Marketing	24	52	71	34	34	40	9	264
Females	16	35	42	15	11	18	5	142
Males	8	17	29	19	23	22	4	122
Music	0	0	2	0	1	1	0	4
Females	0	0	1	0	1	1	0	3
Males	0	0	1	0	0	0	0	1
Philosophy	52	77	148	77	59	139	41	593
Females	31	50	96	46	35	68	22	348
Males	21	27	52	31	24	71	19	245
Physical Education	5	13	25	19	10	24	1	97
Females	2	6	7	6	3	6	0	30
Males	3	7	18	13	7	18	1	67



Table 3.2: May 2014 - Intermediate Level Results by Subject and Gender (Part 3)

Subject	A	B	C	D	E	F	abs	Total
Physics	30	88	187	133	74	137	36	685
Females	16	44	106	79	43	78	18	384
Males	14	44	81	54	31	59	18	301
Psychology	51	72	186	132	70	122	42	675
Females	41	60	149	94	52	80	25	501
Males	10	12	37	38	18	42	17	174
Pure Mathematics	42	64	140	124	99	183	42	694
Females	34	43	88	80	53	88	21	407
Males	8	21	52	44	46	95	21	287
Religious Knowledge	17	40	78	69	30	36	16	286
Females	5	26	43	38	13	14	10	149
Males	12	14	35	31	17	22	6	137
Russian	1	0	0	0	0	0	0	1
Females	0	0	0	0	0	0	0	0
Males	1	0	0	0	0	0	0	1
Sociology	9	28	60	38	24	45	17	221
Females	6	21	41	25	16	30	11	150
Males	3	7	19	13	8	15	6	71
Spanish	1	3	5	4	2	5	0	20
Females	1	1	5	1	1	2	0	11
Males	0	2	0	3	1	3	0	9
Systems of Knowledge	81	350	807	398	207	331	33	2207
Females	53	228	482	234	94	170	14	1275
Males	28	122	325	164	113	161	19	932
Theatre & Performance	0	4	6	8	4	8	2	32
Females	0	3	5	7	3	4	2	24
Males	0	1	1	1	1	4	0	8

Table 3.3 shows that in May 2013, at Advanced level, 21 out of the 492 requests for a Revision of Papers had their grade revised. This means that 4.3% of the requests resulted in a higher grade. At Intermediate level, 23 out of the 398 requests had their grade revised. At this level, 5.8% of the requests resulted in an upgrade.



Table 3.3: May 2014 - Outcomes of Requests for Revision of Papers

Subject	Advanced Level				Intermediate Level			
	Registered	Requested	Upgraded	%	Registered	Requested	Upgraded	%
Accounting	538	19	0	0	105	4	0	0
Applied Mathematics	4	0	0	0	53	3	0	0
Arabic	3	0	0	0	2	0	0	0
Art	98	17	0	0	28	1	0	0
Biology	662	70	2	2.9	262	6	0	0
Chemistry	501	101	11	10.9	39	0	0	0
Classical Studies	0	0	0	0	17	1	0	0
Computing	180	16	0	0	124	6	2	33.3
Economics	201	8	0	0	76	2	0	0
Eng. Drawing/Grap. Comm.	-	-	-	-	95	1	0	0
Engineering Drawing	1	0	0	0	-	-	-	-
English	650	52	2	3.8	1480	60	1	1.7
Environmental Science	-	-	-	-	424	13	0	0
French	93	13	0	0	125	3	0	0
Geography	60	0	0	0	101	4	0	0
German	30	0	0	0	21	0	0	0
Graphical Communication	24	0	0	0	-	-	-	-
Greek	1	0	0	0	0	0	0	0
History	116	5	0	0	80	1	0	0
Home Econ./Hum. Ecology	176	8	0	0	63	0	0	0
Information Technology	65	0	0	0	268	5	1	20.0
Italian	190	11	0	0	116	3	0	0
Latin	2	0	0	0	0	0	0	0



Table 3.3: May 2014 - Outcomes of Requests for Revision of Papers (Part 2)

Subject	Advanced Level				Intermediate Level			
	Registered	Requested	Upgraded	%	Registered	Requested	Upgraded	%
Maltese	517	26	0	0	437	14	0	0
Marketing	481	24	0	0	264	2	1	50.0
Music	18	1	0	0	4	0	0	0
Philosophy	181	8	1	12.5	593	26	0	0
Physical Education	0	0	0	0	97	6	0	0
Physics	426	31	0	0	685	20	0	0
Psychology	-	-	-	-	675	44	4	9.1
Pure Mathematics	569	24	2	8.3	694	25	0	0
Religious Knowledge	152	11	2	18.2	286	13	4	30.8
Russian	4	0	0	0	1	0	0	0
Sociology	246	19	0	0	221	7	0	0
Spanish	34	2	0	0	20	0	0	0
Systems of Knowledge	0	0	0	0	2207	66	4	6.1
Theatre & Performance	0	0	0	0	32	2	0	0
<i>Total</i>	6223	466	20	4.3	9695	338	17	5.0



Table 3.4 presents data relating to the number of candidates awarded the Matriculation Certificate after the main examination session in May 2014.

Table 3.4: Matriculation Certificates Awarded in May 2014

	Males	Females	Total
All Candidates	566	864	1430
1996 Cohort	415	671	1086

The data in Table 3.4 show that 35.0% of the 4084 candidates who sat for the May session in 2014 (33.4% males and 36.2% females) managed to qualify for the award of the Matriculation Certificate. These proportions include 55.8% of the 1946 candidates of the 1996 cohort (51.8% males and 58.6% females).



4. September 2014 Registrations

Since 2012 the September session for Advanced and Intermediate Matriculation Level of examination is no longer a supplementary session but a separate session from the session in May. Thus, while many candidates, probably the majority, register for the September session to re-sit examinations other candidates register for Advanced and/or Intermediate examinations for the first time. A total of 946 candidates (36.4%) from the 2597 candidates registering for the September session did not register for any examination in May of the same year. The data in the following Tables suggest that many of the latter candidates are students in their first year of post-secondary who take the opportunity of the new regulations to spread the examinations in six subjects required for the award of the Matriculation Certificate over two or more sessions without possibly missing out a year at University in case of a failure.

The total number of candidates who registered for the September 2014 session of examinations is given in Table 4.1.

Table 4.1: Total Number of Candidates Sitting for Matriculation Examinations

	Males	Females	Total
All Candidates	1144	1453	2597
1996 Cohort	415	523	938

The numbers of candidates who registered for Advanced Level and Intermediate Level examinations are given in Tables 4.2 below. The data is presented by gender and date of birth.

Table 4.2: Registrations in September 2014 by Year of Birth and Gender

Year	Advanced Level			Intermediate Level		
	Males	Females	Total	Males	Females	Total
Pre-1993	49	82	131	27	35	62
1993	19	17	36	18	15	33
1994	54	65	119	44	61	105
1995	126	151	277	144	147	291
1996	249	315	564	330	415	745
1997	47	86	133	342	452	794
1998	0	1	1	8	7	15
Total	544	717	1261	913	1132	2045

Tables 4.2 show that the largest number of registrations for both Advanced and Intermediate examinations were made by the 1996 cohort. There were also many 17-year-olds and a few 16-year-olds of the 1997 and 1998 cohorts respectively who registered for these examinations, especially the Intermediate level examinations. As noted before, it is quite likely that these were students in their first year of post-secondary studies. Of these registrations from younger candidates, the majority are for Intermediate Level examinations.



Table 4.3 below provides information on the numbers of candidates, males and females, who applied to sit for Matriculation examinations at Advanced and Intermediate levels in the different subjects in September 2014.

Table 4.3: September 2014 Matriculation Examination Registrations by Subject and Gender

Subject	Advanced Level			Intermediate Level		
	Males	Females	Total	Males	Females	Total
Accounting	41	94	135	11	16	27
Applied Mathematics	0	0	0	12	3	15
Arabic	0	0	0	0	0	0
Art	3	16	19	4	3	7
Biology	22	43	65	17	80	97
Chemistry	26	34	60	3	4	7
Classical Studies	0	0	0	1	3	4
Computing	23	15	38	13	6	19
Economics	14	15	29	9	12	21
Eng. Drawing/Graph. Comm.	0	0	0	14	9	23
Engineering Drawing	1	0	1	0	0	0
English	53	101	154	351	435	786
Environmental Science	0	0	0	66	75	141
French	4	13	17	7	32	39
Geography	3	3	6	15	19	34
German	1	2	3	3	4	7
Graphical Communication	0	0	0	0	0	0
Greek	0	0	0	0	0	0
History	12	9	21	9	2	11
Home Ec./Hum. Ecology	3	28	31	1	29	30
Information Technology	3	1	4	37	24	61
Italian	15	24	39	41	31	72
Latin	0	0	0	0	0	0
Maltese	42	92	134	64	91	155
Marketing	70	67	137	52	60	112
Music	2	2	4	0	1	1
Philosophy	25	15	40	71	74	145
Physical Education	0	0	0	24	9	33
Physics	63	30	93	82	98	180
Psychology	0	0	0	57	161	218
Pure Mathematics	93	43	136	142	107	249
Religious Knowledge	15	28	43	52	68	120
Russian	0	0	0	0	0	0
Sociology	8	36	44	21	45	66
Spanish	2	6	8	3	0	3
Systems of Knowledge	0	0	0	173	192	365
Theatre & Performance	0	0	0	2	5	7

In the September session, at Advanced level, the subjects with most candidates were English (154 candidates), Marketing (137 candidates), Pure Mathematics (136 candidates), Accounting



(135 candidates) and Maltese (134 candidates). At Intermediate Level, these were English (786 candidates), Systems of Knowledge (365 candidates), Pure Mathematics (249 candidates), Psychology (218 candidates), and Physics (180 candidates).

A total of 1261 candidates (544 males and 717 females) applied to sit for an Advanced Level examination in September 2014. Table 4.4 shows the number of subjects that candidates applied for in the September session. One should note that the September session is a restricted session where candidates can apply for one Advanced Level examination, one Intermediate Level subjects from each group and Systems of Knowledge. Most candidates applied for one Intermediate Level examination.

Table 4.4: September 2014 Intermediate Level Registrations by Number of Subjects and Gender

Intermediate Level			
Number of Subjects	Males	Females	Total
1	559	675	1234
2	280	368	648
3	59	69	128
4	14	20	34
5	1	0	1

Table 4.5 below shows the number of requests, by subject, made for a Revision of Papers after the publication of the September 2014 results. Data relating to the outcome of these requests are presented in the following section. For Advanced and Intermediate Level examination, 7.1% and 6.0% of the respective papers were revised following registrations for Revision of Papers.



Table 4.5: September 2014 Registration for Revision of Papers

Subject	Advanced Level			Intermediate Level		
	Registered	Requested	%	Registered	Requested	%
Accounting	135	2	1.5	27	1	3.7
Applied Mathematics	0	0	0	15	1	6.7
Arabic	0	0	0	0	0	0
Art	19	3	15.8	7	1	14.3
Biology	65	12	18.5	97	5	5.2
Chemistry	60	7	11.7	7	1	14.3
Classical Studies	0	0	0	4	0	0
Computing	38	2	5.3	19	2	10.5
Economics	29	0	0	21	5	23.8
Eng. Drawing/Graph. Comm.	0	0	0	23	1	4.3
Engineering Drawing	1	1	100	0	0	0
English	154	15	9.7	786	83	10.6
Environmental Science	0	0	0	141	3	2.1
French	17	3	17.6	39	4	10.3
Geography	6	0	0	34	0	0
German	3	0	0	7	0	0
Graphical Communication	0	0	0	0	0	0
Greek	0	0	0	0	0	0
History	21	1	4.8	11	3	27.3
Home Ec./Hum. Ecology	31	2	6.5	30	0	0
Information Technology	4	0	0	61	0	0
Italian	39	6	15.4	72	10	13.9
Latin	0	0	0	0	0	0
Maltese	134	7	5.2	155	5	3.2
Marketing	137	9	6.6	112	2	1.8
Music	4	0	0	1	0	0
Philosophy	40	2	5.0	145	9	6.2
Physical Education	0	0	0	33	2	6.1
Physics	93	7	7.5	180	6	3.3
Psychology	0	0	0	218	7	3.2
Pure Mathematics	136	6	4.4	249	18	7.2
Religious Knowledge	43	1	2.3	120	1	0.8
Russian	0	0	0	0	0	0
Sociology	44	2	4.5	66	2	3.0
Spanish	8	1	12.5	3	0	0
Systems of Knowledge	0	0	0	365	10	2.7
Theatre & Performance	0	0	0	7	1	14.3
<i>Total</i>	<i>1261</i>	<i>89</i>	<i>7.1</i>	<i>3055</i>	<i>183</i>	<i>6.0</i>



5. September 2014 Results

The following tables present the results of the September 2014 session of examinations. Table 5.1 (Parts 1 and 2) and Table 5.2 (Parts 1 and 2) respectively present the Advanced and Intermediate level results for candidates by gender. It is important to note that registrations in September are restricted to a maximum of six subjects: one subject at Advanced level, one subject from each of Group 1, Group 2, Group 3 and Group 4 subjects at Intermediate level, and Systems of Knowledge.

There were no registrations for Advanced Level Applied Mathematics, Arabic, Graphical Communication, Greek, Latin and Russian while there were also no registrations for Intermediate Level Arabic, Greek, Latin and Russian in September 2014. These subjects are not shown in the tables below.

Table 5.1: September 2014 - Advanced Level Results by Subject and Gender

Subject	A	B	C	D	E	F	abs	Total
Accounting	0	5	34	22	28	28	18	135
Females	0	4	23	18	20	21	8	94
Males	0	1	11	4	8	7	10	41
Art	1	2	3	4	5	4	0	19
Females	1	2	3	2	5	3	0	16
Males	0	0	0	2	0	1	0	3
Biology	0	1	18	12	11	16	7	65
Females	0	1	9	8	7	14	4	43
Males	0	0	9	4	4	2	3	22
Chemistry	0	1	8	5	15	25	6	60
Females	0	1	5	3	9	16	0	34
Males	0	0	3	2	6	9	6	26
Computing	1	5	11	15	3	3	0	38
Females	0	3	3	7	1	1	0	15
Males	1	2	8	8	2	2	0	23
Economics	0	2	9	5	5	4	4	29
Females	0	0	6	2	3	2	2	15
Males	0	2	3	3	2	2	2	14
Engineering Drawing	0	0	0	1	0	0	0	1
Females	0	0	0	0	0	0	0	0
Males	0	0	0	1	0	0	0	1
English	0	3	34	47	28	29	13	154
Females	0	2	25	32	18	15	9	101
Males	0	1	9	15	10	14	4	53
French	0	0	6	6	1	3	1	17
Females	0	0	4	5	1	3	0	13
Males	0	0	2	1	0	0	1	4
Geography	0	0	2	1	1	2	0	6
Females	0	0	1	0	1	1	0	3
Males	0	0	1	1	0	1	0	3



Table 5.1: September 2014 - Advanced Level Results by Subject and Gender (Part 2)

Subject	A	B	C	D	E	F	abs	Total
German	1	0	0	0	0	2	0	3
Females	1	0	0	0	0	1	0	2
Males	0	0	0	0	0	1	0	1
History	0	0	4	2	3	8	4	21
Females	0	0	1	1	0	4	3	9
Males	0	0	3	1	3	4	1	12
Home Economics & Human Ecology	1	5	13	6	1	5	0	31
Females	1	5	11	6	1	4	0	28
Males	0	0	2	0	0	1	0	3
Information Technology	0	2	1	0	0	1	0	4
Females	0	0	1	0	0	0	0	1
Males	0	2	0	0	0	1	0	3
Italian	1	0	8	6	6	15	3	39
Females	0	0	4	2	6	10	2	24
Males	1	0	4	4	0	5	1	15
Maltese	10	20	53	26	9	4	12	134
Females	9	13	37	17	5	1	10	92
Males	1	7	16	9	4	3	2	42
Marketing	4	11	27	30	14	27	24	137
Females	3	8	11	16	7	10	12	67
Males	1	3	16	14	7	17	12	70
Music	0	1	2	0	1	0	0	4
Females	0	1	0	0	1	0	0	2
Males	0	0	2	0	0	0	0	2
Philosophy	1	1	10	6	4	8	10	40
Females	0	1	4	2	0	4	4	15
Males	1	0	6	4	4	4	6	25
Physics	2	2	29	30	8	13	9	93
Females	1	1	10	9	3	4	2	30
Males	1	1	19	21	5	9	7	63
Pure Mathematics	0	14	41	20	17	35	9	136
Females	0	7	11	7	3	10	5	43
Males	0	7	30	13	14	25	4	93
Religious Knowledge	2	7	21	5	4	1	3	43
Females	1	5	11	4	4	1	2	28
Males	1	2	10	1	0	0	1	15
Sociology	1	3	7	8	14	8	3	44
Females	1	2	7	7	11	7	1	36
Males	0	1	0	1	3	1	2	8
Spanish	1	1	1	1	2	1	1	8
Females	0	1	0	1	2	1	1	6
Males	1	0	1	0	0	0	0	2



Table 5.2: September 2014 - Intermediate Level Results by Subject and Gender

Subject	A	B	C	D	E	F	abs	Total
Accounting	1	2	8	3	2	4	7	27
Females	1	1	4	2	1	2	5	16
Males	0	1	4	1	1	2	2	11
Applied Mathematics	0	0	4	5	2	2	2	15
Females	0	0	1	1	1	0	0	3
Males	0	0	3	4	1	2	2	12
Art	0	1	2	1	0	3	0	7
Females	0	0	2	0	0	1	0	3
Males	0	1	0	1	0	2	0	4
Biology	1	9	25	19	17	13	13	97
Females	1	6	23	16	14	10	10	80
Males	0	3	2	3	3	3	3	17
Chemistry	0	0	0	1	0	6	0	7
Females	0	0	0	0	0	4	0	4
Males	0	0	0	1	0	2	0	3
Classical Studies	0	0	0	0	3	1	0	4
Females	0	0	0	0	3	0	0	3
Males	0	0	0	0	0	1	0	1
Computing	0	1	4	7	1	5	1	19
Females	0	0	1	1	1	3	0	6
Males	0	1	3	6	0	2	1	13
Economics	0	2	5	3	2	6	3	21
Females	0	1	2	1	0	6	2	12
Males	0	1	3	2	2	0	1	9
Eng. Drawing & Graphical Comm.	3	4	8	2	4	1	1	23
Females	3	3	2	1	0	0	0	9
Males	0	1	6	1	4	1	1	14
English	17	35	107	98	163	339	27	786
Females	10	12	55	50	96	199	13	435
Males	7	23	52	48	67	140	14	351
Environmental Science	4	15	32	43	14	17	16	141
Females	3	7	16	26	6	6	11	75
Males	1	8	16	17	8	11	5	66
French	0	4	12	10	9	4	0	39
Females	0	4	9	8	8	3	0	32
Males	0	0	3	2	1	1	0	7
Geography	1	4	10	5	5	7	2	34
Females	1	2	5	3	3	4	1	19
Males	0	2	5	2	2	3	1	15
German	3	3	1	0	0	0	0	7
Females	3	1	0	0	0	0	0	4
Males	0	2	1	0	0	0	0	3



Table 5.2: September 2014 - Intermediate Level Results by Subject and Gender (Part 2)

Subject	A	B	C	D	E	F	abs	Total
History	1	1	7	0	0	1	1	11
Females	0	0	1	0	0	1	0	2
Males	1	1	6	0	0	0	1	9
Home Economics & Human Ecology	1	1	6	9	7	3	3	30
Females	1	1	5	9	7	3	3	29
Males	0	0	1	0	0	0	0	1
Information Technology	9	18	16	5	3	7	3	61
Females	5	8	6	2	0	2	1	24
Males	4	10	10	3	3	5	2	37
Italian	0	5	31	12	8	13	3	72
Females	0	0	17	6	3	4	1	31
Males	0	5	14	6	5	9	2	41
Maltese	3	16	52	26	21	27	10	155
Females	2	7	32	13	16	15	6	91
Males	1	9	20	13	5	12	4	64
Marketing	1	14	30	11	23	26	7	112
Females	1	8	19	2	11	15	4	60
Males	0	6	11	9	12	11	3	52
Music	0	0	0	0	1	0	0	1
Females	0	0	0	0	1	0	0	1
Males	0	0	0	0	0	0	0	0
Philosophy	0	6	37	45	18	28	11	145
Females	0	2	19	27	6	13	7	74
Males	0	4	18	18	12	15	4	71
Physical Education	0	1	1	5	2	18	6	33
Females	0	1	0	2	0	4	2	9
Males	0	0	1	3	2	14	4	24
Physics	14	15	41	41	25	26	18	180
Females	4	9	25	22	19	10	9	98
Males	10	6	16	19	6	16	9	82
Psychology	24	18	32	32	24	67	21	218
Females	19	14	24	27	17	43	17	161
Males	5	4	8	5	7	24	4	57
Pure Mathematics	8	11	43	35	36	97	19	249
Females	3	5	26	10	12	41	10	107
Males	5	6	17	25	24	56	9	142
Religious Knowledge	7	14	37	20	19	13	10	120
Females	6	8	21	10	12	5	6	68
Males	1	6	16	10	7	8	4	52
Sociology	1	3	9	12	8	20	13	66
Females	1	2	6	8	4	14	10	45
Males	0	1	3	4	4	6	3	21



Table 5.2: September 2014 - Intermediate Level Results by Subject and Gender (Part 3)

Subject	A	B	C	D	E	F	abs	Total
Spanish	0	1	0	0	1	1	0	3
Females	0	0	0	0	0	0	0	0
Males	0	1	0	0	1	1	0	3
Systems of Knowledge	1	22	150	78	42	70	2	365
Females	0	12	83	45	16	36	0	192
Males	1	10	67	33	26	34	2	173
Theatre & Performance	0	0	0	0	2	5	0	7
Females	0	0	0	0	1	4	0	5
Males	0	0	0	0	1	1	0	2

Table 5.3 below presents information on the outcome of the requests for Revision of Papers in the various subjects at Advanced and Intermediate Levels after the September 2014 results were issued.



Table 5.3: September 2014 - Outcomes of Requests for Revision of Papers

Subject	Advanced Level				Intermediate Level			
	Registered	Requested	Upgraded	%	Registered	Requested	Upgraded	%
Accounting	135	2	0	0.0	27	1	0	0
Applied Mathematics	0	0	0	0	15	1	0	0
Arabic	0	0	0	0	0	0	0	0
Art	19	3	0	0.0	7	1	0	0
Biology	65	12	0	0.0	97	5	0	0
Chemistry	60	7	0	0.0	7	1	0	0
Classical Studies	-	-	-	-	4	0	0	0
Computing	38	2	0	0.0	19	2	0	0
Economics	29	0	0	0	21	5	0	0
Eng. Drawing & Graph. Comm.	-	-	-	-	23	1	0	0
Engineering Drawing	1	1	0	0.0	-	-	-	-
English	154	15		0.0	786	83	0	0
Environmental Science	-	-	-	-	141	3	0	0
French	17	3	0	0.0	39	4	0	0
Geography	6	0	0	0	34	0	0	0
German	3	0	0	0	7	0	0	0
Graphical Communication	-	-	-	-	0	0	0	0
Greek	0	0	0	0	0	0	0	0
History	21	1	0	0.0	11	3	2	66.7
Home Ec. & Human Ecology	31	2	0	0.0	30	0	0	0
Information Technology	4	0	0	0	61	0	0	0



Table 5.3: September 2014 - Outcomes of Requests for Revision of Papers (Part 2)

Subject	Advanced Level				Intermediate Level			
	Registered	Requested	Upgraded	%	Registered	Requested	Upgraded	%
Italian	39	6	0	0.0	72	10	0	0
Latin	0	0	0	0	0	0	0	0
Maltese	134	7	0	0.0	155	5	0	0
Marketing	137	9	0	0.0	112	2	0	0
Music	4	0	0	0	1	0	0	0
Philosophy	40	2	0	0.0	145	9	0	0
Physical Education	-	-	-	-	33	2	0	0
Physics	93	7	0	0.0	180	6	0	0
Psychology	-	-	-	-	218	7	0	0
Pure Mathematics	136	6	0	0.0	249	18	1	5.6
Religious Knowledge	43	1	0	0.0	120	1	0	0
Russian	0	0	0	0	0	0	0	0
Sociology	44	2	0	0.0	66	2	0	0
Spanish	8	1	0	0.0	3	0	0	0
Systems of Knowledge	-	-	-	-	365	10	0	0
Theatre & Performance	-	-	-	-	7	1	0	0
<i>Total</i>	<i>1261</i>	<i>89</i>	<i>0</i>	<i>0.0</i>	<i>3055</i>	<i>183</i>	<i>3</i>	<i>1.6</i>



Table 5.4 presents the numbers of the Matriculation Certificate awarded to all candidates and to candidates of the 1996 cohort by gender in the September session.

Table 5.4: Matriculation Certificates Awarded in September 2014

	Males	Females	Total
All Candidates	155	182	337
1996 Cohort	97	123	220

The data in Table 5.4 show that 13.0% of the 2597 candidates who sat for the September session in 2014 (13.5% males and 12.5% females) managed to qualify for the award of the Matriculation Certificate. These proportions include 23.5% of the 909 candidates of the 1996 cohort (23.4% males and 23.5% females).



6. General Statistics

This section brings together the main statistical results of the May and September 2014 sessions. These include the number of all candidates who qualified for the Matriculation Certificate in 2014 and, separately, the number of candidates of the 1996 cohort who qualified for the Matriculation Certificate. These are presented in Table 6.1.

Table 6.1: Matriculation Certificates Awarded in 2014 (May and September)

	Males	Females	Total
All Candidates	721	1046	1767
1996 Cohort	512	794	1306

When the results of the 1996 cohort in the May and September are aggregated, it is found that 26.4% of the 4,944 children of that cohort qualified for the Matriculation Certificate in 2014. This percentage is an average result which when analysed by gender shows that the successful candidates consist of only 20.0% of males as against 33.2% of females born in 1996.

Table 6.2 indicates the percentage passes in the different subjects at Advanced Level in 2014 in May and September separately. Table 6.3 presents similar data for the Intermediate level subjects. The data clearly shows that the percentage pass rate is usually higher in the May session than in the September session.



Table 6.2: Passes in Advanced Level Subjects in 2014 (May and September)

Subject	May Session			September Session		
	Registered	Grades A-E		Registered	Grades A-E	
		N	%		N	%
Accounting	538	384	71.4	135	89	65.9
Applied Mathematics	4	3	75.0	0	0	0
Arabic	3	3	100	0	0	0
Art	98	74	75.5	19	15	78.9
Biology	662	580	87.6	65	42	64.6
Chemistry	501	411	82.0	60	29	48.3
Computing	180	152	84.4	38	35	92.1
Economics	201	157	78.1	29	21	72.4
Engineering Drawing	1	1	100	1	1	100
English	650	530	81.5	154	112	72.7
French	93	79	84.9	17	13	76.5
Geography	60	50	83.3	6	4	66.7
German	30	27	90.0	3	1	33.3
Graphical Communication	24	22	91.7	0	0	0
Greek	1	1	100	0	0	0
History	116	88	75.9	21	9	42.9
Home Economics & Human Ecology	176	152	86.4	31	26	83.9
Information Technology	65	56	86.2	4	3	75.0
Italian	190	137	72.1	39	21	53.8
Latin	2	2	100	0	0	0
Maltese	517	454	87.8	134	118	88.1
Marketing	481	374	77.8	137	86	62.8
Music	18	15	83.3	4	4	100
Philosophy	181	130	71.8	40	22	55.0
Physics	426	361	84.7	93	71	76.3
Pure Mathematics	569	391	68.7	136	92	67.6
Religious Knowledge	152	120	78.9	43	39	90.7
Russian	4	4	100	0	0	0
Sociology	246	185	75.2	44	33	75.0
Spanish	34	28	82.4	8	6	75.0

An analysis of Table 6.2 indicates that in Advanced level subjects the pass rates differ substantially between subjects as shown below:

Pass rate	Subjects
90% - 100%	Arabic, Engineering Drawing, German, Greek, Latin, Russian.
80% - 89%	Biology, Chemistry, Computing, English, French, Geography, French, Home Economics & Human Ecology, Information Technology, Maltese, Music, Physics, Spanish.
70% - 79%	Accounting, Applied Mathematics, Art, Economics, History, Italian, Marketing, Philosophy, Religious Knowledge, Sociology.
60% - 69%	Pure Mathematics.



Table 6.3: Passes in Intermediate Level Subjects in 2014 (May and September)

Subject	May Session			September Session		
	Registered	Grades A-E		Registered	Grades A-E	
		N	%		N	%
Accounting	105	85	81.0	27	16	59.3
Applied Mathematics	53	42	79.2	15	11	73.3
Arabic	2	2	100	0	0	0
Art	28	26	92.9	7	4	57.1
Biology	262	219	83.6	97	71	73.2
Chemistry	39	25	64.1	7	1	14.3
Classical Studies	17	10	58.8	4	3	75.0
Computing	124	111	89.5	19	13	68.4
Economics	76	52	68.4	21	12	57.1
Eng. Drawing & Grap. Comm.	95	73	76.8	23	21	91.3
English	1480	1264	85.4	786	420	53.4
Environmental Science	424	337	79.5	141	108	76.6
French	125	107	85.6	39	35	89.7
Geography	101	82	81.2	34	25	73.5
German	21	21	100	7	7	100
History	80	64	80.0	11	9	81.8
Home Ec. & Human Ecology	63	54	85.7	30	24	80.0
Information Technology	268	242	90.3	61	51	83.6
Italian	116	96	82.8	72	56	77.8
Maltese	437	365	83.5	155	118	76.1
Marketing	264	215	81.4	112	79	70.5
Music	4	3	75.0	1	1	100
Philosophy	593	413	69.6	145	106	73.1
Physical Education	97	72	74.2	33	9	27.3
Physics	685	512	74.7	180	136	75.6
Psychology	675	511	75.7	218	130	59.6
Pure Mathematics	694	469	67.6	249	133	53.4
Religious Knowledge	286	234	81.8	120	97	80.8
Russian	1	1	100	0	0	0
Sociology	221	159	71.9	66	33	50.0
Spanish	20	15	75.0	3	2	66.7
Systems of Knowledge	2207	1843	83.5	365	293	80.3
Theatre & Performance	32	22	68.8	7	2	28.6



An analysis of Table 6.3 indicates that in Intermediate Level subjects the pass rates differ substantially between subjects as shown below:

Pass rate	Subjects
90% - 100%	Arabic, Art, Computing, German, Greek, Information Technology, Latin, Russian.
80% - 89%	Accounting, Applied Mathematics, Biology, English, Environmental Science, French, English, History, Home Economics & Human Ecology, Italian, Maltese, Marketing, Religious Knowledge, Systems of Knowledge.
70% - 79%	Eng. Drawing & Graphical Comm., Music, Philosophy, Physical Education, Physics, Psychology, Sociology, Spanish.
60% - 69%	Chemistry, Economics, Pure Mathematics, Theatre & Performance.
50% - 59%	Classical Studies.

The numbers of candidates applying for Revision of Papers from 2004 to 2014 are shown in Table 6.4. The table that follows, Table 6.5, shows the percentage of these applicants who had their grade revised. The two figures that follow, represent this data graphically.

Table 6.4: Percentage Applications for Revision of Papers by Year, Session and Level

Year	May		September	
	Advanced Matriculation (AM)	Intermediate Matriculation (IM)	Advanced Matriculation (AM)	Intermediate Matriculation (IM)
2004	8.1	3.9	7.3	5.9
2005	7.7	3.5	6.8	7.2
2006	5.9	2.7	9.6	8
2007	6.8	3.6	7	5.8
2008	5.5	4.4	5.7	4.3
2009	5.2	3	6.6	4.2
2010	6.2	4.1	7.3	6.3
2011	7.4	4	7.4	6.2
2013	8.2	4	2.9	4.2
2014	7.5	3.5	7.1	6



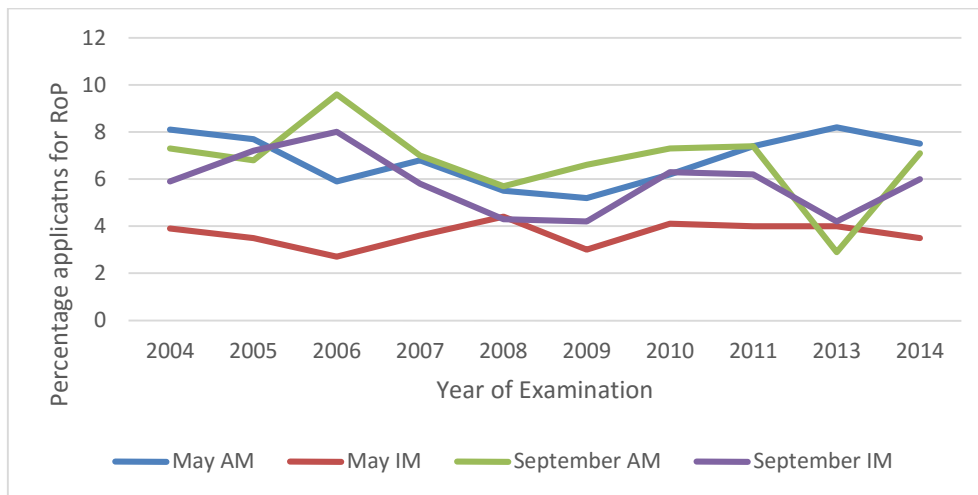


Figure 6.1: Percentage Applications for Revision of Papers by Year, Session and Level

Figure 6.1 suggests that the percentage of candidates applying for Revision of Papers has followed no particular trend across the years from 2004 to 2014. Drop and peaks along the years seem rather haphazard. The percentage of candidates applying for Revision of Papers ranges from 2.7% (May IM 2006) to 9.6% (September AM 2006).

Table 6.5: Percentage Upgrades from Revision of Papers by Year, Session and Level

Year	May		September	
	Advanced Matriculation (AM)	Intermediate Matriculation (IM)	Advanced Matriculation (AM)	Intermediate Matriculation (IM)
2004	4	4.6	1.3	3.1
2005	2.5	3	4.8	1.3
2006	2.9	6.6	0.9	22.8
2007	2.5	8.4	2.7	0
2008	2.1	3.1	6	0
2009	4.9	4.5	3.4	2.4
2010	4.9	3.5	1.4	7.5
2011	3.5	3	2.9	1.5
2013	4.3	5.8	0	0
2014	4.3	5	0	1.6



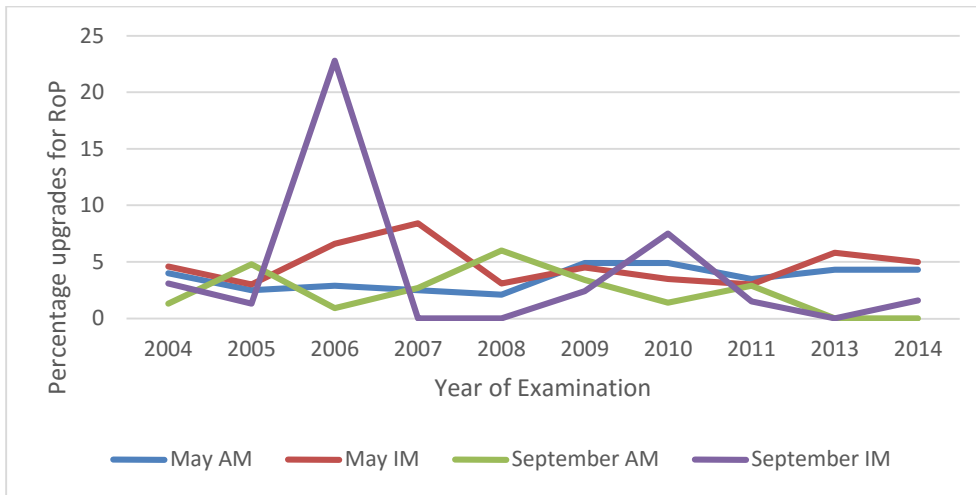


Figure 6.2: Percentage Upgrades from Revision of Papers by Year, Session and Level

Figure 6.2 suggests that the percentage of upgrades from Revision of Papers has also followed no particular trend across the years from 2004 to 2014. Increased percentage of upgrades in Intermediate Matriculation for the 2006 and 2010 September sessions roughly coincide with an increased percentage of applications for Revision of Papers in these sessions (Table 6.4). This is, however, not observed for other sessions and levels. The percentage of upgrades from Revision of Papers ranges from 0% (five instances) to 8.4% (May IM 2007) on excluding the peak in 2006 September IM at 22.8%.

This year, 72 candidates applied for Special Arrangements to access the May Matriculation examinations. The number of such requests has been increasing along the years as shown in Figure 6.3.

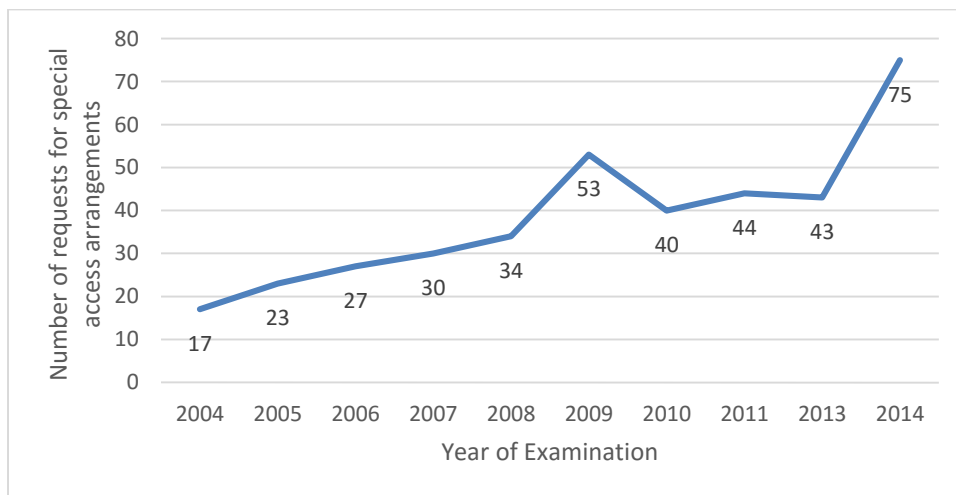


Figure 6.3: Number of Candidates applying for Special Access Arrangements from 2004 to 2014



The following Table presents the trend in the percentage of the 18-year-old cohorts that qualified for the Matriculation Certificate since 2001.

Table 6.6: Percentage of the 18-year-old cohort qualified for the Matriculation Certificate since 2001

Year	18-year-old cohort born in	Number of Individuals in the Cohort	Percentage of Males	Percentage of Females	Total Percentage
2001	1983	5,651	*	*	19.2
2002	1984	5,571	*	*	19.4
2003	1985	5,430	16.4	27.5	21.7
2004	1986	5,245	16.2	29.0	22.3
2005	1987	5,314	16.5	30.3	23.2
2006	1988	5,533	17.1	29.1	23.0
2007	1989	5,584	18.1	29.8	23.9
2008	1990	5,368	17.3	28.8	22.8
2009	1991	5,302	17.6	31.0	24.2
2010	1992	5,474	17.3	27.8	22.4
2011	1993	5,147	18.9	29.5	24.0
2012	1994	4,826	*	*	*
2013	1995	4,613	20.6	34.3	27.1
2014	1996	4,944	20.0	33.2	26.4

The following figure shows a graphical representation of the data in Table 6.6. The shifts in percentage of the cohort obtaining the Matriculation Certificate seem to be similar for Males and Females. This year, one notes a small decrease in the percentage awarded the Matriculation Certificate after a small rise in previous years.

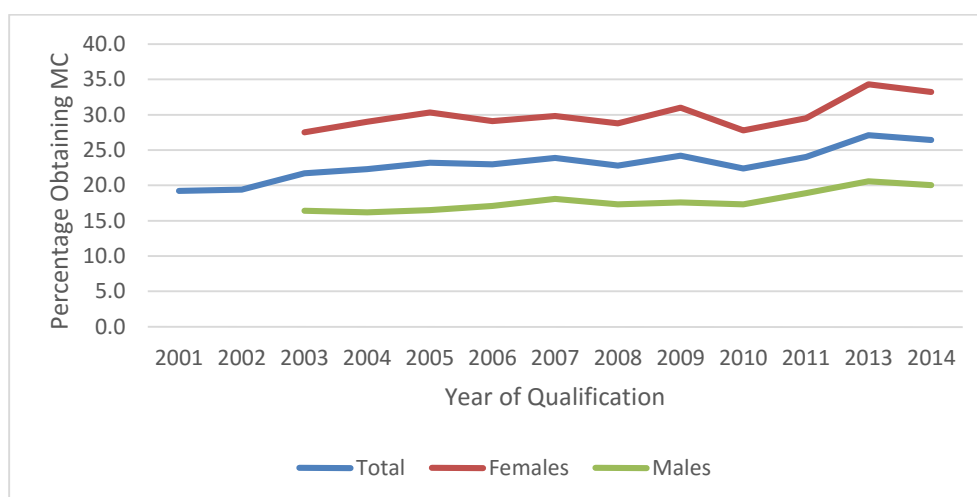


Figure 6.4: Percentage of the 18-year-old cohort qualified for the Matriculation Certificate Since 2001



7. Conclusion

This report has been produced with the intention of providing valid and reliable information about various aspects of the 2014 Matriculation Examination sessions in May and September. The emphasis is on both the presentation of the information as well as on important analyses that are possible as a result of this information. The report also makes it possible for individuals and institutions to carry out further analyses on the data presented. This report may also be used as a basis of an evaluation of the Matriculation Certificate system of examinations that has been in operation for sixteen years to date.

Comments on this report and any recommendations on improving this or similar documents published by the MATSEC Support Unit are welcome. These are to be addressed to Mr. Gilbert John Zahra, Principal Subject Area Officer (Assessment Research and Development), MATSEC Support Unit, University of Malta on Tel: 2340 3965 or email: gilbert.j.zahra@um.edu.mt.



Appendix A

Timetables for May 2014 and September 2014 Sessions



UNIVERSITY OF MALTA
Matriculation and Secondary Education Certificate Examinations Board
May 2014 Session Timetable: Written Examinations

Date	Advanced Matriculation		Intermediate Level		Secondary Education Certificate	
	9:00 a.m.	4:00 p.m.	9:00 a.m.	4:00 p.m.	9:00 a.m.	4:00 p.m.
Saturday 26 April	Music I	Russian I/Spanish (List.) (3.00 p.m.)			English Literature I	English Literature II
Monday 28 April	Music II (Part II)	Arabic II/Russian II/Italian (List.) (3.00 p.m.)	Music (Part II)	Arabic	Physical Education II	Design & Technology II
Tuesday 29 April	Arabic III	Russian III	Theatre and Performance	Russian	Home Economics I	Physics I
Wednesday 30 April	Accounting I	French I & IV	Accounting		Home Economics II	Physics II
Friday 2 May	Accounting II			Systems of Knowledge	Computer Studies I	Computer Studies II
Saturday 3 May	English I	Sociology I	English		English Language I	English Language II
Monday 5 May	French II	Home Economics I		Home Economics	Geography I	Italian I
Tuesday 6 May	Chemistry I	Home Economics II	Environmental Science		Geography II	Italian II
Wednesday 7 May	Chemistry II	English II	Chemistry		History I	Social Studies I
Thursday 8 May	Sociology II	English III			History II	Social Studies II
Friday 9 May	Eng Draw/Graph Comm I	Italian II		Italian (List.) (3.00 p.m.)	Latin I/Commerce I	Arabic II/Latin II/Commerce II
Saturday 10 May	Eng Draw/Graph Comm II	Sociology III	Eng Draw & Graph Comm	Sociology	Mathematics I	Mathematics II
Monday 12 May	Pure Mathematics I	Italian III		Italian	Graphical Communication I	Graphical Communication II
Tuesday 13 May	Pure Mathematics II	Geography I	Pure Mathematics			French I
Wednesday 14 May	Biology I	Geography II	Music (Part I & III)	Geography/Music (Part III cont.)	Chemistry I	Religious Knowledge I
Thursday 15 May	Geography II	Italian IV	Biology			French II
Friday 16 May	Marketing I	Marketing II	Marketing	Applied Mathematics	Chemistry II	Religious Knowledge II
Saturday 17 May	Maltese I, Applied Mathematics I	Maltese II		Maltese	Maltese I	Maltese II
Monday 19 May	Geography III	Economics I	Psychology		Spanish I	Spanish II
Tuesday 20 May	Economics II	Maltese III, Applied Mathematics II	Economics		Accounting I/Business Studies I	Biology I
Wednesday 21 May	Biology III	Computing I, Info Tech I		Computing/Info Tech	Accounting II/Business Studies II	Biology II
Thursday 22 May	French III	Computing II, Info Tech II	French			Environmental Studies I
Friday 23 May	History I	German I		German	Music I (Part I)	Greek I/Russian I/Class. Cult. & Civil. I
Monday 26 May	History II	Philosophy I	History		German I	German II
Tuesday 27 May	Physics I	Philosophy II		Philosophy	European Studies I/Textiles & Design I	Economics I
Wednesday 28 May	Religious Knowledge I	History III	Religious Knowledge	Physical Education	European Studies II/Textiles & Design II	Economics II
Thursday 29 May	Religious Knowledge II	Physics II		Physics	Greek II/Russian II/Class. Cult. & Civil. II	Music II
Friday 30 May	Eng Draw/Graph Comm III, Spanish I	Art III	Spanish		Art II	Environmental Studies II
Saturday 31 May	Art I	Art II	Art		Art I	Art I (cont.)
Monday 2 June	Spanish II, Latin I	German II, Greek I	Latin/Classical Studies	German (List.) (3.00 p.m.)	Music I (Part II)	Music I (Part II)
Tuesday 3 June	Spanish III, Latin II	German III, Greek II		Greek		

Following registration, candidates will be informed individually about:
 1. SEC Listening Comprehension/Dictation (Group Examinations)
 2. SEC Reading, Conversation, Role Play, etc. (Individual Oral Examinations)
 3. Advanced Matriculation Oral Examinations

4. Advanced Matriculation Music Oral/Aural examinations
 5. Advanced Matriculation Biology, Chemistry and Physics Practicals

Oral Examinations:

SEC Listening Comprehension/Dictation will be held as follows: Saturday 16 March - English; Thursday 20 March - German and Russian; Friday 21 March - Spanish and Arabic; Saturday 22 March - French; Saturday 29 March - Italian.

SEC Reading & Conversation will be held as follows: 24, 25, 26, 27, 28 March, 1 April - English and French; 2, 3, 4, 7, 8, 9 April - Maltese and Italian; 10, 14, 15 April - German, Spanish, Russian and Arabic.

Intermediate Matriculation Orals will be as follows: 10, 11, 12, 13, 14, 17 March - Theatre and Performance; 20 March - French; 22 March - Italian; 24, 25, 26, 27 March - Maltese; 28 March 1, 2, 3, 4 April - English; 15 April - German, Spanish, Russian and Arabic.

Advanced Matriculation Orals will be as follows: 21 March - French; 5 April - Arabic, German, Spanish and Russian; 7, 8, 9, 10, 14 April - English; 12 April - Italian; 24, 25 April - Maltese; 28 April - Music Paper 2, 27 May - Music Paper 3 (performance/composition).

Physical Education:

Candidates must fill and hand in the choice of activities form on registration. The form may be downloaded from www.um.edu.mt/matsec/

SEC Activities will be held as follows: 10, 11, 12, 13, 14, 17, 18 March - Athletics, Games, Gym and Dance; 2, 3, 4, 5 June - Swimming.

Intermediate Matriculation activities will be held as follows: 10, 11, 17, 18 March.

Candidates will receive their index number and Accommodation for Oral and Written Examinations in due course.



**Matriculation and Secondary Education Certificate Examinations Board
MAY 2014 SESSION
Coursework and Portfolios**

SECONDARY EDUCATION CERTIFICATE LEVEL

Heads of School are to send the school-based assessment marks for the subjects outlined below to MATSEC by Friday 14th March 2014.

Schools are cordially invited to present the marks of those candidates who applied for the SEC examination. Lists of candidates, where the assessment marks are to be filled, will be forwarded to each respective school in due time.

Private candidates are to present their coursework for the subjects outlined below to MATSEC or the Examinations Department Victoria, Gozo between Monday 3rd March 2014 and Friday 14th March 2014, both days inclusive between 8.00 am and 12.00 noon and 2.00 pm and 4.00 pm.

Art, Biology, Business Studies, Chemistry, Computer Studies, Design and Technology, Environmental Studies, European Studies, Geography, Home Economics, Physical Education, Physics and Textiles & Design.

INTERMEDIATE MATRICULATION LEVEL

Candidates sitting for Music are to present two copies of the composition (if chosen) to MATSEC or the Examinations Department Victoria, Gozo by Wednesday 30th April 2014.

Heads of School are to send the school-based assessment marks for Computing, Information Technology and Systems of Knowledge to MATSEC by Friday 14th March 2014.

All candidates sitting for Art, and Private candidates sitting for Computing, Information Technology and Systems of Knowledge are to present their project to MATSEC or the Examinations Department Victoria, Gozo by Friday 14th March 2014 between 8.00 am and 12.00 noon and 2.00 pm and 4.00 pm.

ADVANCED MATRICULATION LEVEL

Candidates sitting for Music are to present two copies of the composition (if chosen) to MATSEC or the Examinations Department Victoria, Gozo by Wednesday 30th April 2014.

Heads of School are to send the school-based assessment marks for Computing, Information Technology, Geography and Home Economics to MATSEC by Friday 14th March 2014

All candidates sitting for Art, and Private candidates sitting for Computing, Information Technology, Geography and Home Economics are to present their project to MATSEC or the Examinations Department Victoria, Gozo by Friday 14th March 2014 between 8.00 am and 12.00 noon and 2.00 pm and 4.00 pm.

INTERMEDIATE MATRICULATION AND ADVANCED MATRICULATION LEVEL ART EXAMINATIONS

The starting points of the Thematic Project Work will be published in the Notices section of the MATSEC website by the 5th April 2014. Candidates are to present this work on Thursday 5th June 2014 between 8.00 am and 12.00 noon and 2.00 pm and 4.00 pm at MATSEC or the Examinations Department Victoria, Gozo.

All coursework submitted by private candidates will be assessed by the Board of Examiners for the subject. It is to be presented in a special folder obtainable from MATSEC. The MATSEC Board reserves the right to keep any of the works submitted by candidates.

All candidates may be called for an interview regarding their coursework.

MATSEC WILL NOT MAKE ANY ARRANGEMENTS IN CASE OF CLASHES WITH EXAMINATIONS OF OTHER BOARDS.

COLLEGES/SCHOOLS ARE ADVISED TO TAKE NOTE OF EXAMINATION DATES BEFORE STAGING SCHOOL ACTIVITIES FOR CANDIDATES SITTING FOR MATSEC EXAMINATIONS ON THE PRESCRIBED DATES AS ALTERATIONS WILL NOT BE CONSIDERED.





TIMETABLE – September 2014 Session

Date	Secondary Education Certificate	Intermediate Matriculation	Advanced Matriculation
Friday 29-Aug-2014		Physical Education practical exam	p.m. Biology, Chemistry, Physics practical exams
Monday 01-Sep-2014	Biology, Chemistry, Physics	09:00 PI 16:00 PII	Systems of Knowledge
Tuesday 02-Sep-2014	English Language	09:00 PI 16:00 PII	Paper I – All Subjects
Wednesday 03-Sep-2014	Maltese	09:00 PI 16:00 PII	Paper II - All Subjects
Thursday 04-Sep-2014	Mathematics	09:00 PI 16:00 PII	Paper III - All Subjects (where applicable)
Friday 05-Sep-2014		Group I subjects Group II subjects	09:00 16:00
Saturday 6-Sep-2014		Group III subjects Group IV subjects	09:00 16:00

Intermediate Matriculation level

Orals will be as follows: 29, 30 Aug, 1 Sep – English; 2 Sep – French, German & Italian; 3 Sep – Arabic, Maltese, Russian & Spanish; 4 Sep – Theatre and Performance & Music (Parts 1 & 3)
By Monday 18th August 2014, all candidates sitting for Art are to present their coursework, and Private candidates sitting for Computing, Information Technology and Systems of Knowledge are to present their project to MATSEC or the Examinations Department Victoria, Gozo.
The Art starting points of the Thematic Project Work will be published in the Notices section of the MATSEC website by the 8th August 2014. Candidates are to present this work on Tuesday 9th September 2014 between 8.00 am and 12.00 noon at MATSEC or the Examinations Department Victoria, Gozo.

Advanced Matriculation level

Orals will be as follows: 2 Sep – Arabic, Maltese, Russian & Spanish; 3 Sep – French, German & Italian; 3, 4, 5 Sep – English; 4 Sep – Music
By Monday 18th August 2014, all candidates sitting for Art are to present their coursework, and Private candidates sitting for Computing, Information Technology, Geography and Home Economics are to present their project to MATSEC or the Examinations Department Victoria, Gozo.
The Art starting points of the Thematic Project Work will be published in the Notices section of the MATSEC website by the 22nd July 2014. Candidates are to present this work on Tuesday 9th September 2014 between 8.00 am and 12.00 noon at MATSEC or the Examinations Department Victoria, Gozo.

CANDIDATES REGISTERING FOR AN EXAMINATION FOR THE FIRST TIME WILL BE TREATED AS PRIVATE CANDIDATES. THEREFORE ALL COURSEWORK/PROJECT WORK IS TO BE PRESENTED TO MATSEC OR THE EXAMINATIONS DEPT GOZO AS INDICATED ABOVE.





Candidates registering for AM 20 Italian should note that:

Paper I (listening comprehension) and Paper II will take place on the 2nd September
Paper III and the oral (topic presentation and interactive conversation) will take place on the 3rd September
Paper IV will take place on the 4th September.

Candidates registering for IM 14 German and IM 20 Italian should note that:

The Listening Comprehension will also take place on the 2nd September (*time of the examination will be issued in due course*).

Candidates registering for AM 12 French and AM 31 Spanish should note that:

French Paper IV (Dictation) and Spanish paper IV (Listening Comprehension) will be held on the 2nd September (*time of the examination will be issued in due course*).

Subjects of the Examination

Group 1: Maltese, Arabic, English, French, German, Greek, Italian, Latin, Russian, Spanish;

Group 2: Accounting, Classical Studies*, Economics, Geography, History, Marketing, Philosophy, Psychology*, Religious Knowledge, Sociology;

Group 3: Applied Mathematics (Mechanics), Biology, Chemistry, Environmental Science*, Physics, Pure Mathematics;

Group 4: Art, Computing, Engineering Drawing, Graphical Communication, Home Economics and Human Ecology, Information Technology, Music; Physical Education*; Theatre and Performance*;

Group 5: Systems of Knowledge*.

* offered at Intermediate Level only