

# MATRICULATION CERTIFICATE EXAMINATIONS 2017

---

Statistical Report



**MATSEC**  
**Università ta' Malta**

## FOREWORD

The general statistics and the long term trends presented in this report provide the opportunity to reflect on the working of the Matriculation examinations, and the strengths and weaknesses of the system whereby students need to obtain the Matriculation Certificate for admission to the University of Malta. For example, the registrations for Advanced and Intermediate level subjects in 2017 show that Matriculation examinations have reached a fairly high level of popularity since just over 42% of the 18-year old cohort have registered for Advanced Level and Intermediate Level examinations. This positive statistic confirms that more students are aiming to obtain certification at MQF Level 4 than in previous years. Yet, when one considers the results of the first session of examinations in May/June and the second session in September together, one finds that only 29.8% of this cohort managed to qualify for the Matriculation Certificate in 2017. Of course, the latter statistic can be interpreted in various ways, all of which may be partly or wholly correct. One interpretation is that achieving the passes and satisfying the criteria required for the award of the Matriculation Certificate is unnecessarily too tough. An alternative interpretation is that a number of students seek to obtain to obtain the Advanced and/or Intermediate passes required for joining a tertiary level course in another institution rather than the University of Malta. This statistic alone highlights the issue that educational opportunities at post-secondary and tertiary level have changed considerably since the introduction of the Matriculation Certificate over 20 years ago. Indeed this change in the educational context has led to a review of the future of post-secondary education in Malta, which will hopefully lead to the necessary changes to address the needs of all young persons seeking further education and training on completion of compulsory education.

It is also interesting to look into the effect that the regulations published in 2012 had on the administration of Matriculation examinations and on post-secondary education in general. The new regulations effectively changed the one session of examinations each year, consisting of a main sitting in May and a supplementary sitting in September, into two different sessions thus permitting students to register for the first time either for the May or the September session. This change resulted in a large increase of candidates in the second session. The statistics show that the increase is mainly due to registrations of 17-year-old students, who were nominally first year Sixth Form students, which were more than double the registrations of 18-year-olds. This increase and the need to publish results before the end of September have made the manageability of the examination very challenging. Suffice to note the increase in administrative load in the organisation of language examinations, which have oral and aural components besides written papers, and subjects with a coursework or project component which require an interview with individual candidates about their work. In Advanced and Intermediate English alone, more than 900 oral sessions were conducted and another 300 in Maltese, besides other orals in foreign languages. When the results of the second session are considered, the statistics show that only a small minority obtain high grades in Advanced level subjects but high grades in Intermediate level subjects are more common. It seems therefore that a significant number of first year Sixth Form students are opting to sit for one or two Intermediate subjects before completing the course at school. It is reported that this practice is causing management difficulties in the post-secondary schools and colleges. These challenges need also to be addressed by the implementation of the recommendations in the report on the future of post-secondary education in Malta.

Finally, it is important to acknowledge that this report would not have been possible without the commitment, planning, and attention of Dario Pirotta, the Director, and all the staff of the MATSEC Support Unit and also the close collaboration of the Department of Examinations in the smooth-running of the examinations. The author and collaborators in the production of this report also deserve special thanks, including Gilbert Zahra – who authored and formatted the report, and coordinated the work – and the MATSEC staff who aided in the compilation and checking of the data and other matters related to this report, namely Margaret Borg, Leander Borg, Gianluca Scicluna, Lara Sciberras, and Ramon Grech.

Prof Frank Ventura  
Chairman  
MATSEC Examinations Board  
December 2017

## TABLE OF CONTENTS

<i>EXECUTIVE SUMMARY</i> .....	1
<b>1. INTRODUCTION</b> .....	3
1.01. Background .....	3
1.02. Administrative Information .....	4
1.03. Requests for Special Arrangements .....	6
1.04. The Examination Centres .....	6
1.05. Oral Examinations .....	6
1.06. Coursework.....	8
1.07. Practical Examinations.....	8
1.08. Revision of Papers .....	9
1.09. Examiners' Reports.....	10
<b>2. FIRST SESSION REGISTRATIONS</b> .....	11
<b>3. FIRST SESSION RESULTS</b> .....	26
<b>4. SECOND SESSION REGISTRATIONS</b> .....	34
<b>5. SECOND SESSION RESULTS</b> .....	38
<b>6. GENERAL STATISTICS</b> .....	44
6.01. Registrations .....	44
6.02. Trends in Subject Choice .....	46
6.03. Passes in 2017 .....	51
6.04. Revision of Papers .....	56
<b>7. CONCLUSION</b> .....	59
<b>APPENDIX A</b> .....	60

## LIST OF TABLES

Table 1.1: Grade Points Awarded per Grade.....	4
Table 1.2: Registrations for Matriculation Examinations 2017.....	5
Table 1.3: Oral Examinations – Advanced Level .....	6
Table 1.4: Oral Examinations – Intermediate Level .....	7
Table 1.5: Examiners Used for Orals of Advanced Level Examinations .....	7
Table 1.6: Examiners Used for Orals of Intermediate Level Examinations .....	7
Table 1.7: Advanced Level Practical Examinations (First Session) .....	8
Table 1.8: Advanced Level Practical Examinations (Second Session) .....	9
Table 1.9: Intermediate Level Practical Examinations (First Session).....	9
Table 1.10: Intermediate Level Practical Examinations (Second Session).....	9
Table 2.1: Total Number of Candidates Sitting for Matriculation Examinations .....	11
Table 2.2: 2017 First Session Registrations by Year of Birth and Gender .....	11
Table 2.3: Matriculation Examination First9 Session Registrations by Subject and Gender .....	13
Table 2.4: 2017 First Session Registrations by Number of Subjects, Level and Gender .....	20
Table 2.5: Number of Requests for Special Arrangements by Presenting Condition in 2017.....	20
Table 2.6: Number of Registrations by Subject by Candidates who Requested Access Arrangements in the 2017 First Session .....	21
Table 2.7: 2017 First Session Registrations of Matriculation Examinations Candidates by Region and Locality .....	22
Table 2.8: 2017 First Session Registrations for Revision of Papers .....	25
Table 3.1: First Session 2017 - Advanced Level Results by Subject and Gender.....	27
Table 3.2: First Session 2017 - Intermediate Level Results by Subject and Gender .....	29
Table 3.3: 2017 First Session - Outcomes of Requests for Revision of Papers.....	32
Table 3.4: Matriculation Certificates Awarded in May 2017.....	33
Table 4.1: Total Number of Candidates Sitting for the 2017 Second Session .....	34
Table 4.2: Registrations for the 2017 Second Session by Year of Birth and Gender .....	34
Table 4.3: 2017 Second Session Matriculation Examination Registrations by Subject and Gender .....	35
Table 4.4: 2017 Second Session Intermediate Level Registrations by Number of Subjects and Gender.....	36
Table 4.5: September 2017 Registration for Revision of Papers .....	37
Table 5.1: Second Session 2017 - Advanced Level Results by Subject and Gender .....	38
Table 5.2: Second Session 2017 - Intermediate Level Results by Subject and Gender .....	40
Table 5.3: Second Session 2017 - Outcomes of Requests for Revision of Papers.....	42
Table 5.4: Matriculation Certificates Awarded in 2017 Second Session .....	43
Table 6.1: Matriculation Certificates Awarded in 2017 (First and Second Sessions) .....	51
Table 6.2: Passes in Advanced Level Subjects in 2017 (First and Second Sessions) .....	53
Table 6.3: Passes in Intermediate Level Subjects in 2017 (First and Second Sessions).....	54
Table 6.4: Percentage Applications for Revision of Papers by Year, Session and Level .....	56
Table 6.5: Percentage Upgrades from Revision of Papers by Year, Session and Level .....	57

## LIST OF FIGURES

Figure 2.1: AM Registration by Gender: Group 1 .....	14
Figure 2.2: AM Registration by Gender: Group 2 .....	14
Figure 2.3: AM Registration by Gender: Group 3 .....	15
Figure 2.4: AM Registration by Gender: Group 4 .....	15
Figure 2.5: IM Registration by Gender: Group 1 .....	16
Figure 2.6: IM Registration by Gender: Group 2 .....	16
Figure 2.7: IM Registration by Gender: Group 3 .....	17
Figure 2.8: IM Registration by Gender: Group 4 .....	17
Figure 2.9: AM Registration per Group by Gender .....	18
Figure 2.10: IM Registration per Group by Gender .....	19
Figure 2.11: 2017 First Session Registrations of Matriculation Examinations Candidates by Region .....	24
Figure 6.1: Total Number of Candidates Registering for Matriculation Examinations, by Year.....	44
Figure 6.2: Number of Candidates using the Second Session as a First Sit, by Year and Gender	45
Figure 6.3: Number of Candidates applying for Access Arrangements from 2004 to 2017 .....	45
Figure 6.4: Trends in Registrations: AM Group 1 Subjects .....	46
Figure 6.5: Trends in Registrations: AM Group 2 Subjects .....	46
Figure 6.6: Trends in Registrations: AM Group 3 Subjects .....	47
Figure 6.7: Trends in Registrations: AM Group 4 Subjects .....	47
Figure 6.8: Trends in Registrations: IM Group 1 Subjects .....	48
Figure 6.9: Trends in Registrations: IM Group 2 Subjects .....	49
Figure 6.10: Trends in Registrations: IM Group 3 Subjects .....	49
Figure 6.11: Trends in Registrations: IM Group 4 Subjects .....	50
Figure 6.12: Trends in Registrations: IM Systems of Knowledge .....	51
Figure 6.13: Percentage of the 18-year-old cohort who qualified for the Matriculation Certificate, by Year of Assessment and Gender .....	52
Figure 6.14: Mean Percentage Pass Rate, by Year, Session and Level.....	55
Figure 6.15: Percentage Applications for Revision of Papers by Year, Session and Level .....	56
Figure 6.16: Percentage Upgrades from Revision of Papers by Year, Session and Level .....	58

### **LIST OF ABBREVIATIONS**

ADSC – Access - Disability Support Committee (at the University of Malta)

AM – Advanced Matriculation

IM – Intermediate Matriculation

EAA – Examination Access Arrangement

MATSEC – Matriculation and Secondary Education Certificate

MQF – Malta Qualifications Framework

SBA – School Based Assessment (assessment used to evaluate candidate learning which is performed during their course and can be set by teachers, schools or the MATSEC Examinations Board depending on the case)

SEC – Secondary Education Certificate

SEC IIA – SEC Paper IIA option

SEC IIB – SEC Paper IIB option

UM – Università ta' Malta

## EXECUTIVE SUMMARY

This document reports on the Matriculation Examination of 2017. The registrations and results of all candidates and of candidates of the 1999 cohort who turned 18 years of age in 2017 are included as separate subgroups. This report gives an overview of the administration aspect of the examinations and then presents the registration and results data of the examination sessions held in May-June (first session) and September (second session). It also presents general statistics of the first and second sessions which have taken place between 1998 – 2017, to indicate some trends that have been developing since the Matriculation Certificate examinations were introduced in the Maltese Islands.

The 2017 session is the fifth session since the change in regulations in 2012. This year, 4,019 (1,726 males and 2,293 females) candidates registered for the first examination session while 2,754 (1,166 males and 1,599 females) candidates registered for the second examination session. In the second session there were 1,072 candidates (38.9%) who used this session as their first attempt. These consisted of 432 males and 640 females. There were also other candidates who did not sit for an examination in the 2017 first session but had sat for examinations in a previous session. **In total, there were 5,185 individual registrations for MC examinations in 2017.** This value is similar to those recorded following the change in regulations. It is likely that this increase in registrations following 2012 is caused by the increasing number of new candidates using the second session as their first sit. In fact, the number of registrations and the number of candidates using the second session as their first sit can be seen to follow a similar trend as shown in Section 6 of this report.

This year, **115 candidates applied for Special Arrangements** to access the first session of Matriculation examinations. This is the highest recorded number since the commencement of Matriculation examinations. These requests have been increasing along the years as shown in Section 6 of this report.

In the first session, the largest number of registrations for both Advanced and Intermediate Level examinations, 53.2% and 55.3% respectively, belonged to the 1999 cohort. This is the cohort that turned eighteen years of age in 2017. There were 4,308 children born in 1999 (2,183 males and 2,125 females) in the Maltese Islands. This means that 41.6% of the 18-year-old cohort born in 1999 (34.6% of males and 48.8% of females) registered for Advanced Level examinations while 42.2% (35.0% of males and 49.6% of females) registered for Intermediate Level examinations in the first session of 2017.

One can note that while the number of first session registrations has decreased along with a decreasing population of the cohort, second session registrations have increased. This is possible since the 2012 regulations establish that the second session of examinations is a new and separate session from the first session. In the second session, while the majority of registrations for AM subjects were from the 1999 cohort, **the number of 17-year-olds sitting for the IM level examinations was more than twice the number of 18-year-olds.** Thus, it seems that the main aim of the second session has changed from a supplementary session to one allowing candidates to, in their words as reported on MATSEC's 2017 candidate feedback, get subjects "out of the way". In the second session, all subjects

except for Greek, Latin, and AM Engineering Drawing have been applied for, making the second session a very cumbersome one.

**This is the first statistical report to include a section illustrating trends in subject registrations.** This section suggests that the onset of new subjects at IM level in 2013 has had an effect on the number of registrations of other subjects, within the same group and not. The most popular subjects at AM level were English (867 candidates) and Maltese (594 candidates) from Group 1; Accounting (459 candidates) and Marketing (482 candidates) from Group 2; and Home Economics & Human Ecology (130 candidates) and Computing (161 candidates) from Group 4. Registrations in Group 3 subjects are, with the exception of Applied Mathematics, of a comparable magnitude although Biology (635 candidates) and Chemistry (454) are the two subjects with largest number of registrations. At IM level, the popularity of English (843 candidates), Psychology (967 candidates), and IT (142 candidates) is notable in their respective group. Other popular choices include Maltese (271 candidates) from Group 1; Philosophy (361 candidates) from Group 2; Pure Mathematics (579 candidates) and Physics (517 candidates) from Group 3; and Computing (76 candidates) from Group 4. Registrations in most subjects, as the Matriculation Certificate itself, are marked by a higher percentage of female candidates.

At Advanced level, for the first session, when overall passes (Grades A to E) are considered, the range of pass rates in the different subjects varied from over 90% (Geography, Music, Home Economics & Human Ecology, and Russian) to 60% to 69% (Accounting, Applied Mathematics, Arabic, Marketing, Philosophy, and Pure Mathematics). At Intermediate level, when overall passes (Grades A to E) are considered, the range of pass rates in the different subjects varied from over 90% (Arabic, French, German, Information Technology, and Music,) to less than 50% (Classical Studies). It should be noted that subjects with very high or very low pass rates are usually small entry subjects.

In 2017, 1,409 candidates (583 males and 826 females) obtained the Matriculation Certificate following the first session while 258 candidates (126 males and 132 females) did so after the second session. Thus, a total of 1,667 candidates were awarded the Matriculation Certificate in 2017. These consisted of 1,282 (521 males and 761 females) candidates from the 1999 cohort. This means that 29.8% (23.9% males and 35.8% females) of the 4,308 children of that cohort qualified for the Matriculation Certificate in 2017. **The percentage of 18-year-olds qualifying for the Matriculation Certificate is the highest since 2004.** The gender gap of 11.9% is smaller than last year's (14.6%).

The overall percentages of requests for revision of papers averaged 6.9% for subjects at Advanced Level and 3.1% for subjects at Intermediate Level in the first session, while in the second session they averaged 8.2% and 5.9% for Advanced and Intermediate Level respectively. Of these, 3.6%, 7.9%, 0%, and 10.5% respectively had their grade revised. There appears to be no obvious trend in the percentage registrations for, or upgrades from, revision of papers along the years. The increased percentage of upgrades in IM subjects for 2017 second session is explained by a number of upgrades resulting from MATSEC's internal quality assurance exercises. These upgrades, although not a direct result of Revision of Papers, are listed as such.



# 1. INTRODUCTION

## 1.01. Background

The Matriculation and Secondary Education Certificate (MATSEC) Examinations Board was set up in 1991. It is responsible for external examinations at two levels: (a) the Matriculation examinations which have replaced the GCE A-levels and (b) the Secondary Education Certificate (SEC) examinations which have replaced the General Certificate of Education Ordinary Level (GCE O-level) offered by English examination boards. The MATSEC Examinations Board offers examinations at Advanced (AM) and Intermediate Matriculation (IM) levels. Some candidates may sit for an examination in single subjects while other candidates may sit for several subjects in order to qualify for the Matriculation Certificate.

The Matriculation Certificate is based on the International Baccalaureate model that maintains that students develop into more mature individuals if their studies cover both the areas of the Humanities and the Sciences. In the Matriculation Certificate qualification, subjects are divided into four groups and students must choose one subject from each of Groups 1, 2, and 3 and any other two subjects. This structure ensures that candidates choose subjects from both the Humanities and the Sciences areas. In addition, all students are obliged to sit for Systems of Knowledge, a pass in which is obligatory in order to be awarded the certificate. In this system of examinations, students normally study two subjects at Advanced level and another four at Intermediate level, including Systems of Knowledge. Some students may choose to sit for a different mix of Advanced and Intermediate examinations and this option is covered in the regulations. Although any of the subjects offered may be chosen, there are some restrictions laid out in the regulations for the award of the Matriculation Certificate (<http://www.um.edu.mt/matsec/regulations/legalnotices>).

The Matriculation Certificate requirements are intended to provide an opportunity for all students finishing post-secondary school education to obtain external certification for the subjects studied at school. The Matriculation Certificate is the general entry requirement into the University of Malta. In addition, certain Faculties have special course requirements in terms of the subjects needed for admission and the grades that are acceptable for further studies in particular areas. The Matriculation Certificate can be obtained over a period of five years.

The first session of the examinations is held in May-June while a second session is held in September. The regulations of these examinations were first published in 1994, and candidates took the examinations for the first time in 1997. These regulations were amended in 2012 to give candidates the opportunity to qualify for the Matriculation Certificate over a period of five years but the other criteria were not changed. These criteria require candidates to obtain a pass in at least one of the subjects offered in each of Groups 1, 2, and 3 and Systems of Knowledge and gain at least 44 grade points. The Certificate is issued once and it is not graded. The results of the individual subjects are graded A to E, with Grade A being the highest grade. Grade points are awarded as shown in Table 1.1.

Table 1.1: Grade Points Awarded per Grade

Grade	Grade Points Awarded	
	Advanced Level	Intermediate Level
A	30	10
B	24	8
C	18	6
D	12	4
E	6	2

In the second session, candidates are allowed to sit for one subject at Advanced level, up to a maximum of four subjects at Intermediate level – one from each of Groups 1, 2, 3 and 4 – and Systems of Knowledge. The same restrictions apply to candidates irrespective of whether they are re-sitting for the examinations or sitting for them for the first time in the second session.

The present document reports on the Matriculation examinations which took place in 2017. The report first gives an overview of the administration aspect of the examinations and then presents the registration data and results of both the first and second sessions. It also presents general statistics of the sessions which have taken place between 1998 and 2017 to indicate trends that have been developing since the Matriculation Certificate system of examinations was introduced in the Maltese islands.

## 1.02. Administrative Information

The following subjects were offered for examination:

Accounting	Applied Mathematics	Arabic
Art	Biology	Chemistry
Classical Studies*	Computing	Economics
Engineering Drawing**	Graphical Communication**	Engineering Drawing/ Graphical Communication*
English	Environmental Science*	French
Geography	German	Greek
History	Home Economics	Information Technology
Italian	Latin	Maltese
Marketing	Music	Physical Education
Philosophy	Physics	Psychology*
Pure Mathematics	Religious Knowledge	Russian
Sociology	Spanish	Systems of Knowledge*
Theatre and Performance		
*Offered at Intermediate Level only		
**Offered at Advanced Level only		

The subjects are grouped as follows:

Group	Subjects
1	Arabic, English, French, German, Greek, Italian, Latin, Maltese, Russian and Spanish.
2	Accounting, Classical Studies, Economics, Geography, History, Marketing, Philosophy, Psychology, Religious Knowledge and Sociology.
3	Applied Mathematics, Biology, Chemistry, Environmental Science, Physics, and Pure Mathematics.
4	Art, Computing, Engineering Drawing, Engineering Drawing / Graphical Communication, Graphical Communication, Home Economics & Human Ecology, Information Technology, Music, Physical Education and Theatre and Performance.
	Systems of Knowledge

The timetable for both the first and second sessions was issued in mid-October 2016 (a copy is available in Appendix A). Registration for the first session of examinations took place between 31<sup>st</sup> October and 11<sup>th</sup> November 2016. Late applications were received on 10<sup>th</sup> and 11<sup>th</sup> January 2017. All applications were received at the Department of Examinations, Floriana and the Examinations Centre, Victoria, Gozo. They were processed by the Examinations Department, Floriana. Registration for the second session was online and took place between the 20<sup>th</sup> and the 27<sup>th</sup> July 2017. Late applications were received on the 1<sup>st</sup> and 2<sup>nd</sup> August 2017. Applications for the second session were received and processed by the MATSEC Support Unit, University of Malta.

A total of 4,019 candidates (1,726 males and 2,293 females) registered for the Matriculation examinations of May 2017. Most candidates sat for Advanced and Intermediate Level subjects in order to qualify for the Matriculation Certificate. Other candidates sat for Advanced Level and Intermediate Level subjects as single subjects. A total of 2,754 candidates (1,166 males and 1,599 females) sat for the Matriculation examinations of September 2017. Most candidates had sat for one or more examinations in the May 2017 session, while 1,072 (38.9%) were new applicants (432 males and 640 females). Table 1.2 below shows the number of subject registrations for the Advanced and Intermediate Matriculation examinations in 2017.

*Table 1.2: Registrations for Matriculation Examinations 2017*

Session	Advanced Level			Intermediate Level		
	Males	Females	Total	Males	Females	Total
First	1451	1923	3374	1435	1857	3292
Second	485	655	1140	959	1296	2255

The written examinations took place between 27<sup>th</sup> April and 3<sup>rd</sup> June 2017 for the first session and results were sent via sms and results slips on the 14<sup>th</sup> July 2017. In this session, there were 4,006 (99.7%) of the Matriculation Examination candidates who applied to receive their results by sms. For the second session, written examinations took place between 30<sup>th</sup> August and 6<sup>th</sup> September 2017. Results were sent on the 27<sup>th</sup> September by post and, for the 2,637 (95.8%) candidates who applied for the service, by sms.

Candidates were given the option to receive results by registered mail. Of the 2017 first and second session candidates, 1,331 (33.1%) and 2,085 (75.7%) candidates applied for this option respectively.

Registration for the service of a Revision of Papers took place between 20<sup>th</sup> and the 27<sup>th</sup> July 2017 at the MATSEC Building, University of Malta for the first session and on the 2<sup>nd</sup> and 3<sup>rd</sup> October 2017 for the second session. These were accepted at the MATSEC Support Unit, University of Malta.

### **1.03. Requests for Special Arrangements**

Requests for Special Arrangements during MATSEC examinations were received during the period of registration. Candidates needed to fill in a special form available to download from the MATSEC website. This year, there were 115 applicants were granted special arrangements for the first session after being considered by the Access Disability Support Committee of the University of Malta. For the second session, there were 11 new requests for special arrangements.

### **1.04. The Examination Centres**

In Malta, the administration of the examinations in the different centres was the responsibility of the Examinations Department, Floriana.

### **1.05. Oral Examinations**

Tables 1.3 and 1.4 show the dates of the oral examinations at Advanced and Intermediate levels.

*Table 1.3: Oral Examinations – Advanced Level*

<b>Subject</b>	<b>Dates</b>
<b>Arabic</b>	29 March
<b>English</b>	13 - 17 March
<b>French</b>	20 March
<b>German</b>	29 March
<b>Italian</b>	8 April
<b>Maltese</b>	11 March
<b>Music</b>	30 May
<b>Russian</b>	29 March
<b>Spanish</b>	29 March

Table 1.4: Oral Examinations – Intermediate Level

Subject	Dates
Arabic	28 March
English	21, 22, 23, 24, 27 March
French	30 March
German	28 March
Italian	1 April
Maltese	3, 4, 5, 6 April
Russian	28 March
Spanish	28 March
Theatre & Performance Studies	5, 6, 8, 9, 12, 13 June

Oral examinations were held at St Aloysius College, Birkirkara for the first session and at the Giovanni Curmi Higher Secondary, Naxxar and St Thomas More College secondary school, Hamrun for the September session in Malta. Gozitan candidates had their oral examinations at the Examinations Centre, Victoria for both sessions.

Teachers were recruited for the oral examinations on the basis of the recommendation of the Chairperson of the respective subjects. Tables 1.5 and 1.6 show the numbers of examiners involved in the different subjects at the two levels.

Table 1.5: Examiners Used for Orals of Advanced Level Examinations

Subject	Malta	Gozo	Total
Arabic	1	0	1
English	22	2	24
French	3	1	4
German	2	1	3
Italian	6	1	7
Maltese	15	3	18
Russian	1	0	1
Spanish	2	1	3
<b>Total</b>	<b>52</b>	<b>9</b>	<b>61</b>

Table 1.6: Examiners Used for Orals of Intermediate Level Examinations

Subject	Malta	Gozo	Total
Arabic	1	0	1
English	15	3	18
French	4	1	5
German	3	1	4
Italian	5	1	6
Maltese	6	2	8
Russian	0	0	0
Spanish	2	1	3
<b>Total</b>	<b>36</b>	<b>9</b>	<b>45</b>

## 1.06. Coursework

There were five subjects at Advanced Level with a coursework component in 2017. These were: Art, Computing, Geography, Home Economics & Human Ecology, and Information Technology. Four subjects had a coursework component at Intermediate Level in 2017. These were: Art, Computing, Information Technology, and Systems of Knowledge.

The coursework of private candidates for both Advanced and Intermediate Level subjects was to be presented to the MATSEC Support Unit, University of Malta or the Examinations Centre, Victoria, Gozo by the 10<sup>th</sup> March 2017 for the first session and by the 14<sup>th</sup> August for the second session.

Private candidates and a sample of school candidates were called for an interview in relation to the work presented for the coursework component of the subjects under consideration.

## 1.07. Practical Examinations

Practical examinations at Advanced Level were held in the following subjects: Art, Biology, Chemistry, Engineering Drawing (CAD), Music, Physics, and Graphical Communication (CAD). The CAD assessment is formed of three CAD practical exercises centrally set by the MATSEC Examinations Board and performed by candidates in the school they attend as on-going SBA. Table 1.7 shows the dates of these examinations and the examination centres used for the first session. Table 1.8 shows the data for the second session for the subjects in which there were registrations.

*Table 1.7: Advanced Level Practical Examinations (First Session)*

<b>Subject</b>	<b>Dates</b>	<b>Examination Centres</b>
<b>Art</b>	3 June	St. Aloysius College Birkirkara Gozo Exams Centre
<b>Biology</b>	9 June	GF Abela Junior College Stella Maris College University of Malta Gozo College Boys Rabat
<b>Chemistry</b>	15 June	GF Abela Junior College Stella Maris College University of Malta Gozo College Boys Rabat
<b>Music</b>	29 May	St. Aloysius College Birkirkara Visual and Performance Arts School
<b>Physics</b>	6 June	GF Abela Junior College Stella Maris College Gozo College Boys Rabat
<b>CAD</b>	23 February 25 May 26 January	GF Abela Junior College Giovanni Curmi Higher Secondary Sir M.A Refalo Gozo

Table 1.8: Advanced Level Practical Examinations (Second Session)

Subject	Dates	Examination Centres
<b>Art</b>	4, 5 September	Giovanni Curmi Higher Secondary Gozo Exams Centre
<b>Music</b>	6 September	Old Humanities Building, University of Malta
<b>Biology</b>	30 August	GF Abela Junior College
<b>Chemistry</b>	30 August	GF Abela Junior College
<b>Physics</b>	30 August	GF Abela Junior College

Practical examinations at Intermediate level were held for Art, Physical Education, and Music. Table 1.9 shows the dates and examination centres for these examinations for the first session while Table 1.10 shows the data for the second session.

Table 1.9: Intermediate Level Practical Examinations (First Session)

Subject	Dates	Examination Centres
<b>Art</b>	3 June	St Aloysius College, Birkirkara Gozo Examinations Centre, Victoria
<b>Physical Education</b>	23, 29 March	St Aloysius College, Birkirkara
<b>Music</b>	2 June	St Aloysius College, Birkirkara Visual and Performance Arts School

Table 1.10: Intermediate Level Practical Examinations (Second Session)

Subject	Dates	Examination Centres
<b>Art</b>	1 September	Giovanni Curmi Higher Secondary Gozo Examinations Centre, Victoria
<b>Physical Education</b>	30 August	St Aloysius College, Birkirkara
<b>Music</b>	7 September	Visual and Performance Arts School

### 1.08. Revision of Papers

Candidates who are not satisfied with the grade awarded to them in any subject may register for the service of a Revision of Papers. Information about the registration period for this service is posted to the candidates with their result slip. For each subject, an additional examiner is appointed to review the papers of the candidates who ask for a Revision of Papers. A brief report on the candidate's performance is written in each case. This is forwarded to the candidate. A fee of €40 per Intermediate Level subject and of €45 per Advanced Level subject is paid on registration. This fee is refundable in cases where the examiners' panel recommends a change in the original grade, which can only be an upgrade. In the 2017 first session, there were 393 requests for Revision of Papers at Advanced Level and 254 at Intermediate Level. In the 2017 second session, there were 93 requests for Revision of Papers at Advanced Level and 200 at Intermediate Level.

### **1.09. Examiners' Reports**

For each subject, the Chairperson is required to write an Examiners' Report on the performance of the candidates in the examination. The information for this report is compiled from notes and comments made by the subject markers involved in the process. This report provides statistical data on the grades awarded and gives detailed feedback on the performance of the candidates. These reports have been posted on the MATSEC website.



## 2. FIRST SESSION REGISTRATIONS

The total number of candidates who registered for the 2017 first session of examinations is given in Table 2.1. Candidates born in 1999 are 18 years of age by the end of the examinations in 2017. As this is the modal age at which candidates sit for MC examinations, the number of registrations from this cohort is also given.

*Table 2.1: Total Number of Candidates Sitting for Matriculation Examinations*

	Males	Females	Total
All Candidates	1726	2293	4019
1998 Cohort	791	1082	1873

Table 2.2 presents the number of registrations for the first session of Advanced and Intermediate Level examinations by year of birth and gender.

*Table 2.2: 2017 First Session Registrations by Year of Birth and Gender*

Year	Advanced Level			Intermediate Level		
	Males	Females	Total	Males	Females	Total
Pre-1996	130	228	358	45	88	133
1996	49	50	99	39	33	72
1997	118	115	233	99	90	189
1998	346	367	713	310	338	648
1999	756	1038	1794	765	1054	1819
2000	52	125	177	175	253	428
2001	0	0	0	1	1	2
2002	0	0	0	1	0	1
<b>Total</b>	1451	1923	3374	1435	1857	3292

The largest number of registrations for both Advanced and Intermediate Level examinations, 53.2% and 55.3% respectively, belonged to the 1999 cohort. This is the cohort that turned eighteen years of age in 2017. There were 4,308 children born in 1999 (2,183 males and 2,125 females) in the Maltese Islands<sup>1</sup>. This means that 41.6% of the 18-year-old cohort born in 1999 (34.6% of males and 48.8% of females) registered for Advanced Level examinations while 42.2% (35.0% of males and 49.6% of females) registered for Intermediate Level examinations in 2017.

---

<sup>1</sup> Data obtained from the National Statistics Office and used as the best estimate of 18-year-olds in the year covered in the present report.

Table 2.2 indicates that, in both Advanced and Intermediate Level examinations, there were more registrations from females than males. At Advanced Level, 57.0% of registrations were from females and 43.0% from males. Similarly, at Intermediate Level, 56.4% of registrations were from females as compared to 43.6% from males.

After the change in regulations in 2012, an increase in the candidates who sit for MC examinations at the age of 17 was noted. In the 2017 main session, 20.4% of registrations (21.1% at Advanced level and 19.7% at Intermediate level) were from the 1998 cohort. Furthermore, two candidates were from the 2001 cohort and one candidate was from the 2002 cohort.

Table 2.3 on the next page provides information on the numbers of candidates, males and females, who applied for the Matriculation examinations at Advanced and Intermediate levels in the different subjects. The figures that follow present the data graphically for each group of subjects. Figures 2.1 to 2.4 present the numbers of male and female registrations per subject at Advanced (AM) level while Figures 2.5 to 2.8 present data at Intermediate (IM) level.

Table 2.3: Matriculation Examination First Session Registrations by Subject and Gender

Subject	Advanced Level			Intermediate Level		
	Males	Females	Total	Males	Females	Total
Accounting	204	255	459	32	22	54
Applied Mathematics	2	1	3	24	10	34
Arabic	0	3	3	0	3	3
Art	28	62	90	16	21	37
Biology	242	393	635	75	275	350
Chemistry	198	256	454	21	24	45
Classical Studies	-	-	-	10	29	39
Computing	125	36	161	59	17	76
Economics	81	89	170	38	28	66
Eng. Drawing & Graph. Comm.	-	-	-	61	25	86
English	263	604	867	403	440	843
Environmental Science	-	-	-	166	231	397
French	7	35	42	20	65	85
Geography	37	26	63	61	42	103
German	5	13	18	9	15	24
Graphical Communication	11	6	17	-	-	-
History	57	40	97	35	38	73
Home Ec. & Human Ecology	13	117	130	10	49	59
Information Technology	33	12	45	88	54	142
Italian	40	68	108	42	49	91
Maltese	176	418	594	109	162	271
Marketing	234	248	482	149	127	276
Music	4	6	10	2	1	3
Philosophy	49	61	110	155	206	361
Physical Education	-	-	-	73	79	152
Physics	266	107	373	250	267	517
Psychology	-	-	-	316	651	967
Pure Mathematics	341	153	494	291	288	579
Religious Knowledge	37	54	91	96	131	227
Russian	0	4	4	0	0	0
Sociology	53	137	190	60	147	207
Spanish	9	17	26	6	21	27
Systems of Knowledge	-	-	-	916	1155	2071
Theatre & Performance	-	-	-	15	30	45

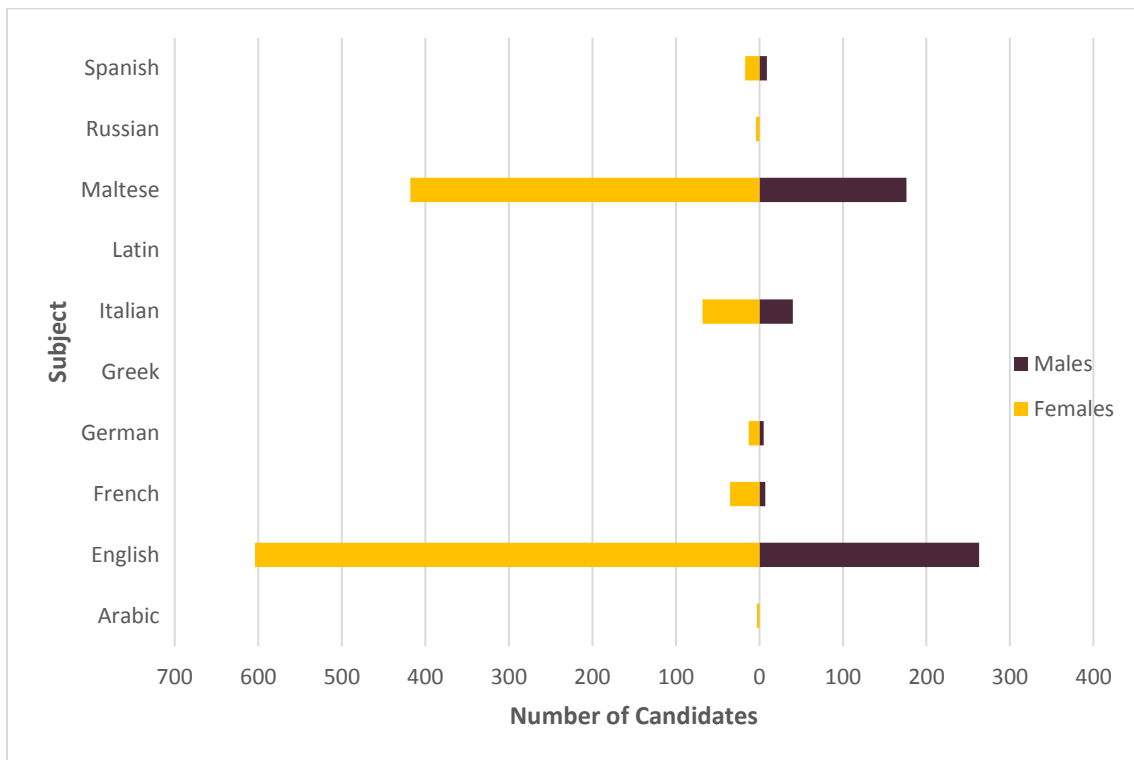


Figure 2.1: AM Registration by Gender: Group 1

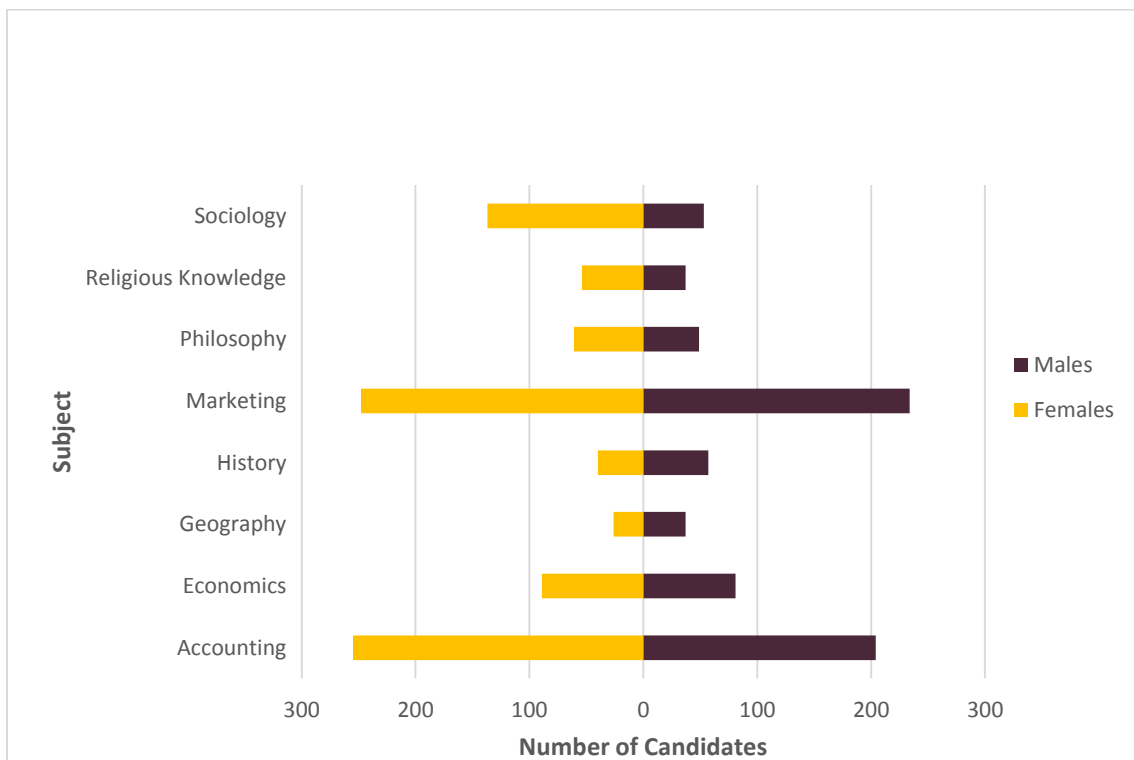


Figure 2.2: AM Registration by Gender: Group 2

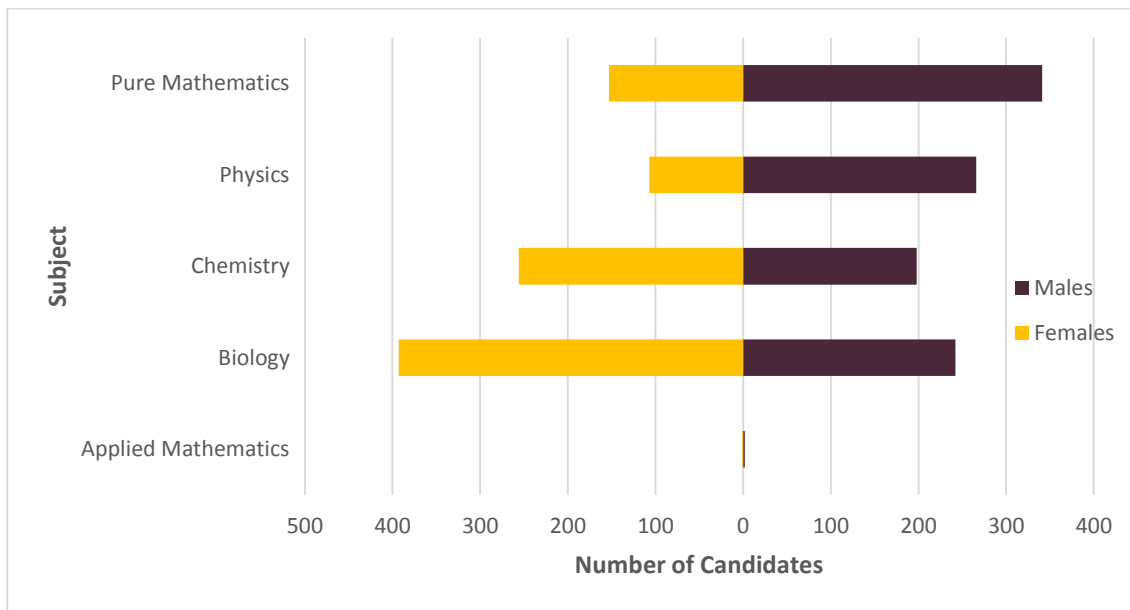


Figure 2.3: AM Registration by Gender: Group 3

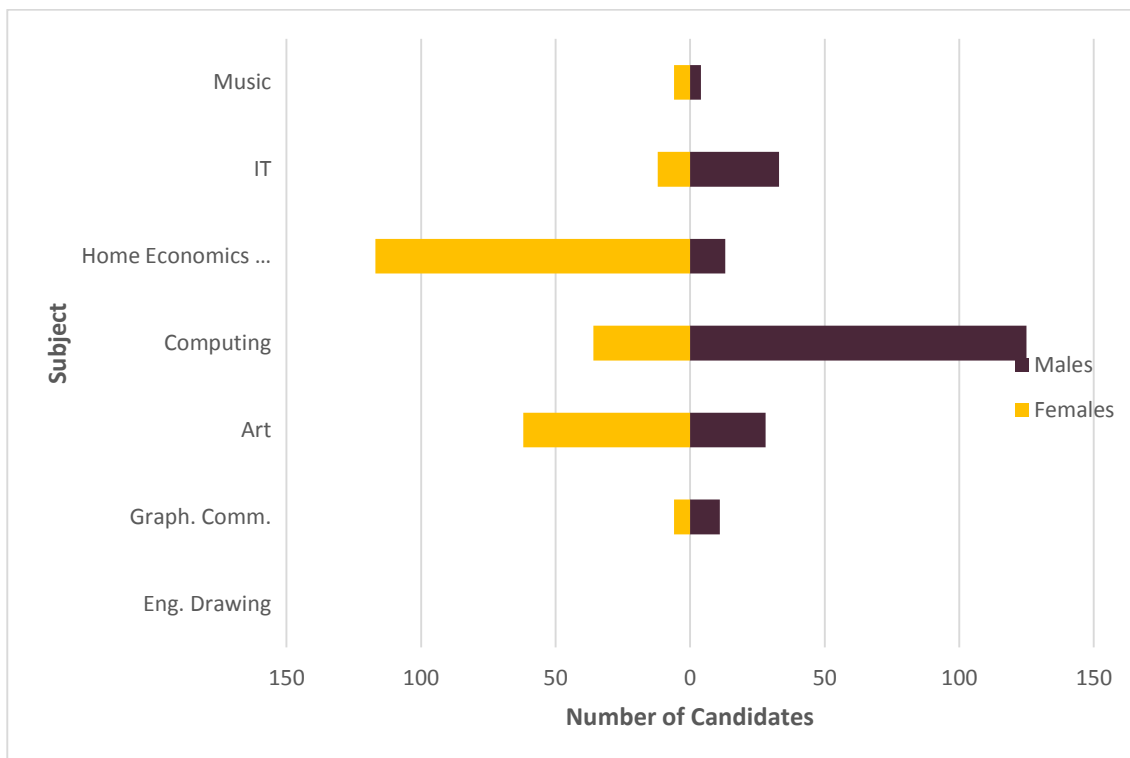


Figure 2.4: AM Registration by Gender: Group 4

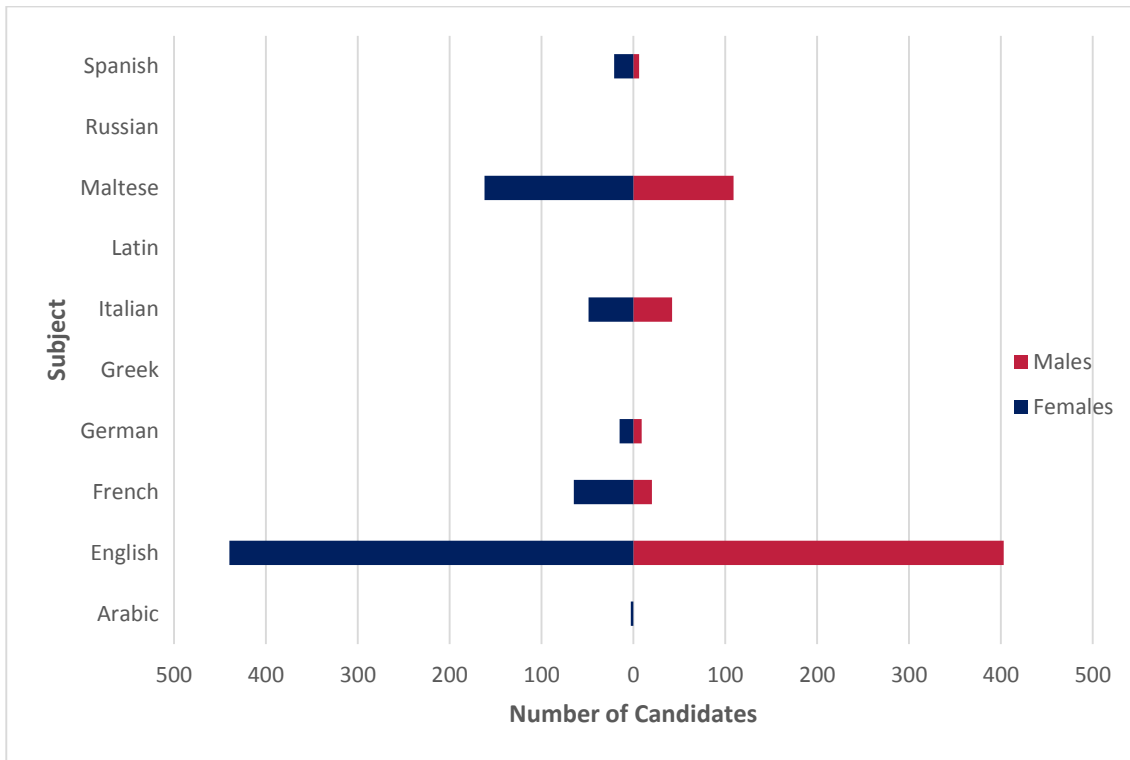


Figure 2.5: IM Registration by Gender: Group 1

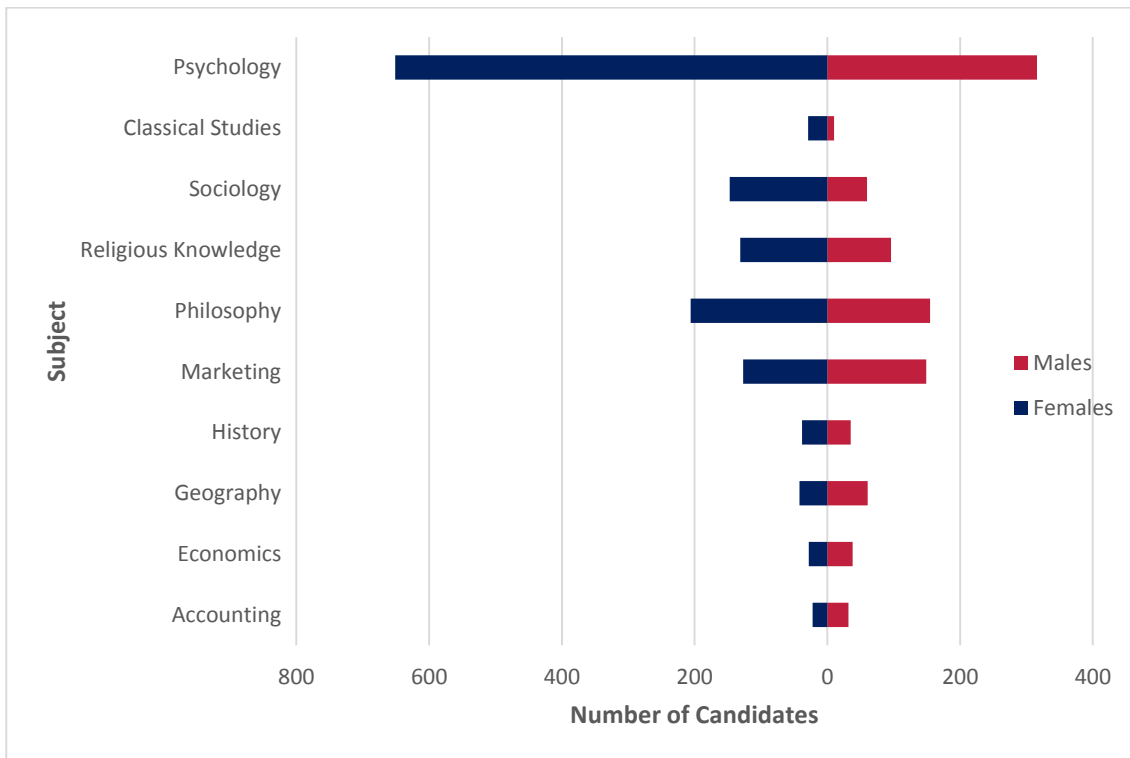


Figure 2.6: IM Registration by Gender: Group 2

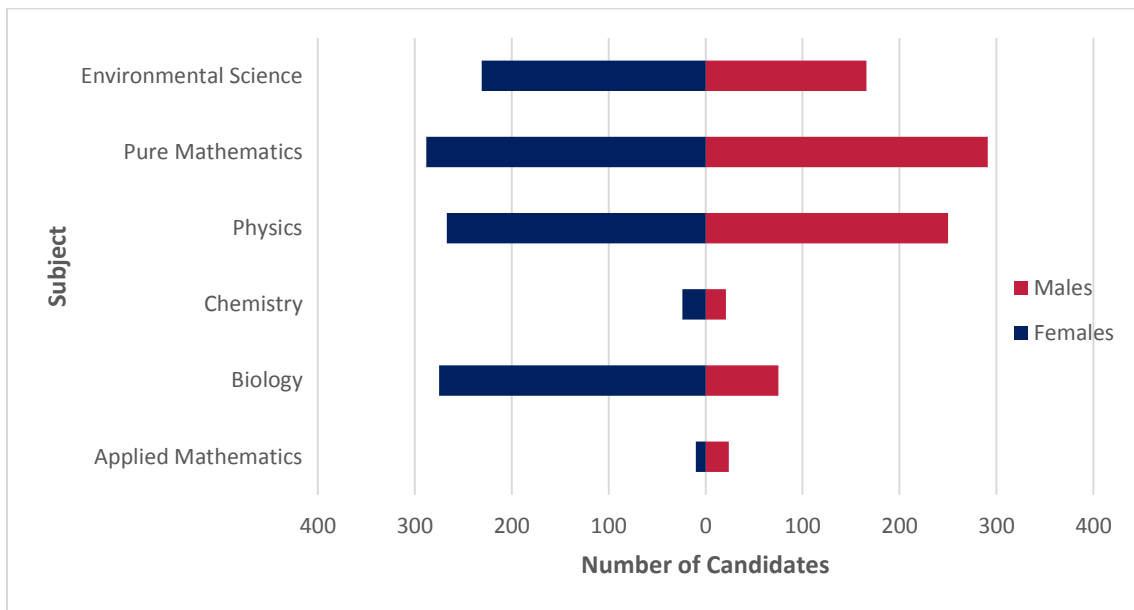


Figure 2.7: IM Registration by Gender: Group 3

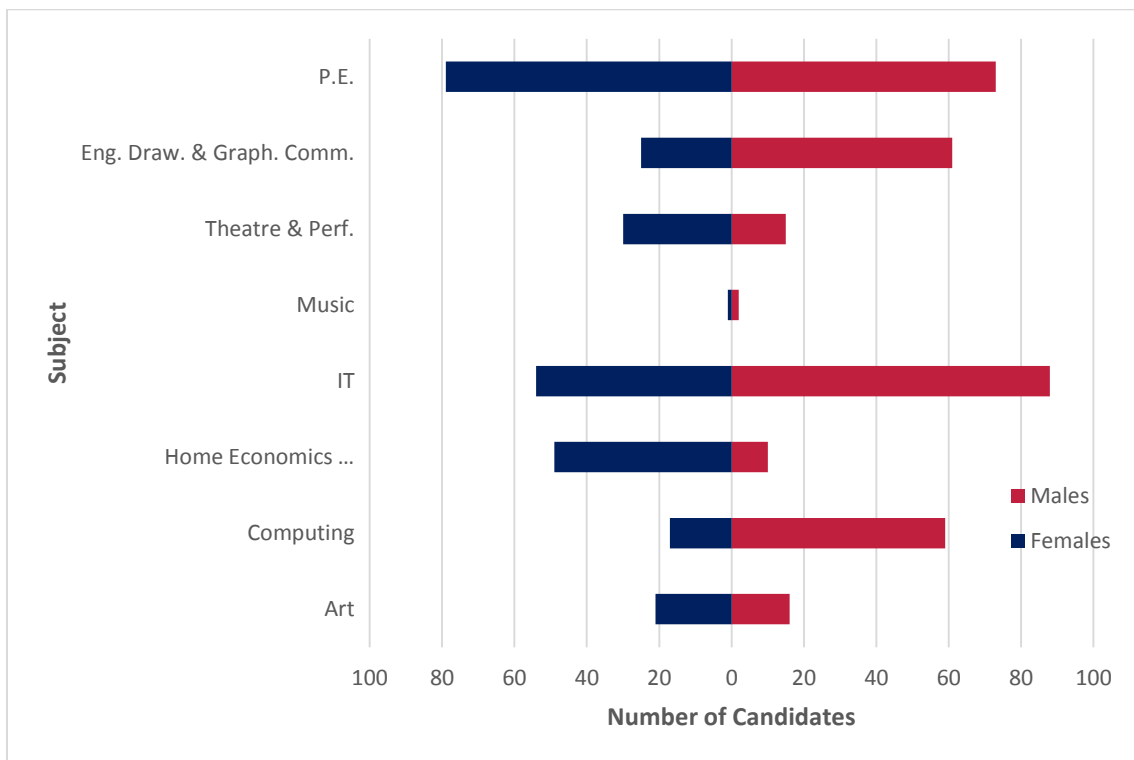


Figure 2.8: IM Registration by Gender: Group 4

The most popular subjects at AM level were English (867 candidates) and Maltese (594 candidates) from Group 1; Marketing (482 candidates) and Accounting (499 candidates) from Group 2; and Computing (161 candidates) and Home Economics & Human Ecology (130 candidates) from Group 4. Registrations in Group 3 subjects are, with the exception of Applied

Mathematics, of a comparable magnitude although Biology (635 candidates) and Pure Mathematics (494) are the two subjects with the largest number of registrations.

At IM level, the popularity of Psychology (967), English (843 candidates), and IT (142 candidates) is notable in their respective groups. Other popular choices include Maltese (271 candidates) from Group 1; Philosophy (361 candidates) from Group 2; Pure Mathematics (579 candidates) and Physics (517 candidates) from Group 3; and Engineering Drawing and Graphical Communication (86 candidates) from Group 4.

Most subjects are marked by a higher number of female candidates. This is true for both AM and IM level examinations, however, it is more visible in subjects such as Home Economics and Human Ecology, Environmental Science, Biology, Sociology, Art, and Psychology. Languages, which are grouped as Group 1, experience the largest gender disparity with 69.9% of candidates at AM level being female.

More male candidates applied for some subjects including Computing, and IT. Notably, more male candidates applied for Group 3 subjects at AM level (54.5% of registrations) and for Group 4 subjects at IM level (54.0% of registrations). Figures 2.9 and 2.10 below illustrate this information by presenting the numbers of male and female registrations per Group of subjects at Advanced (AM) and Intermediate (IM) levels respectively.

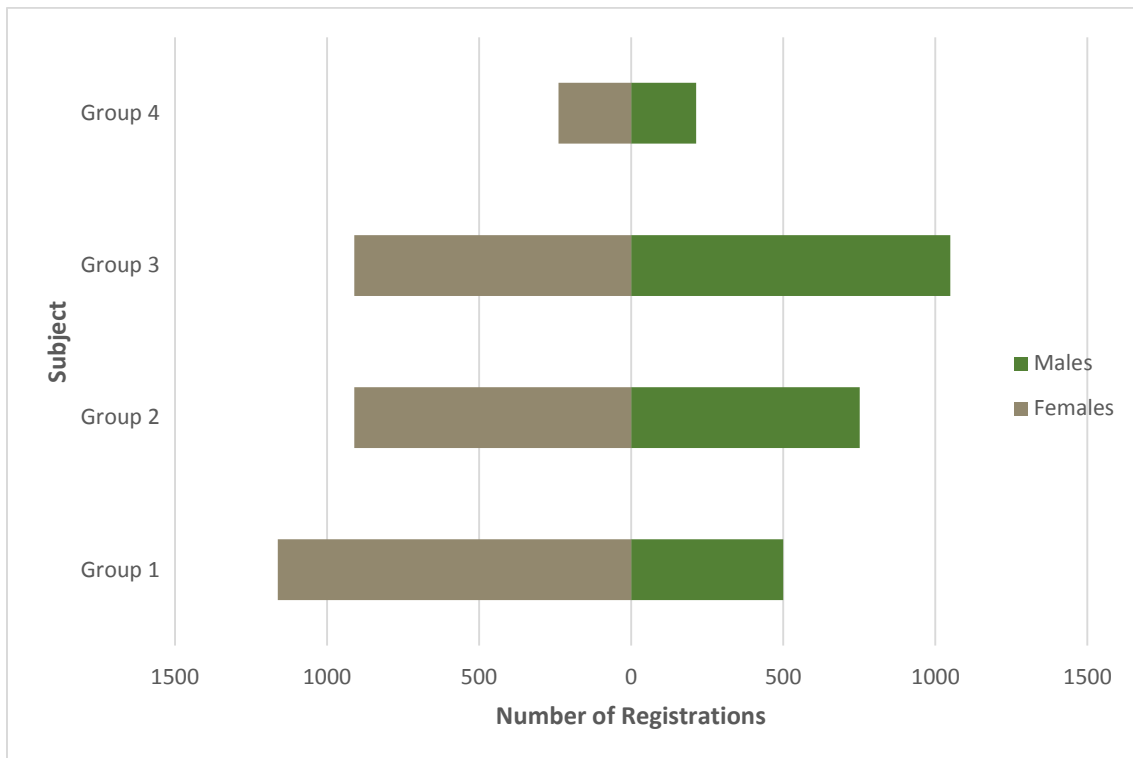


Figure 2.9: AM Registration per Group by Gender



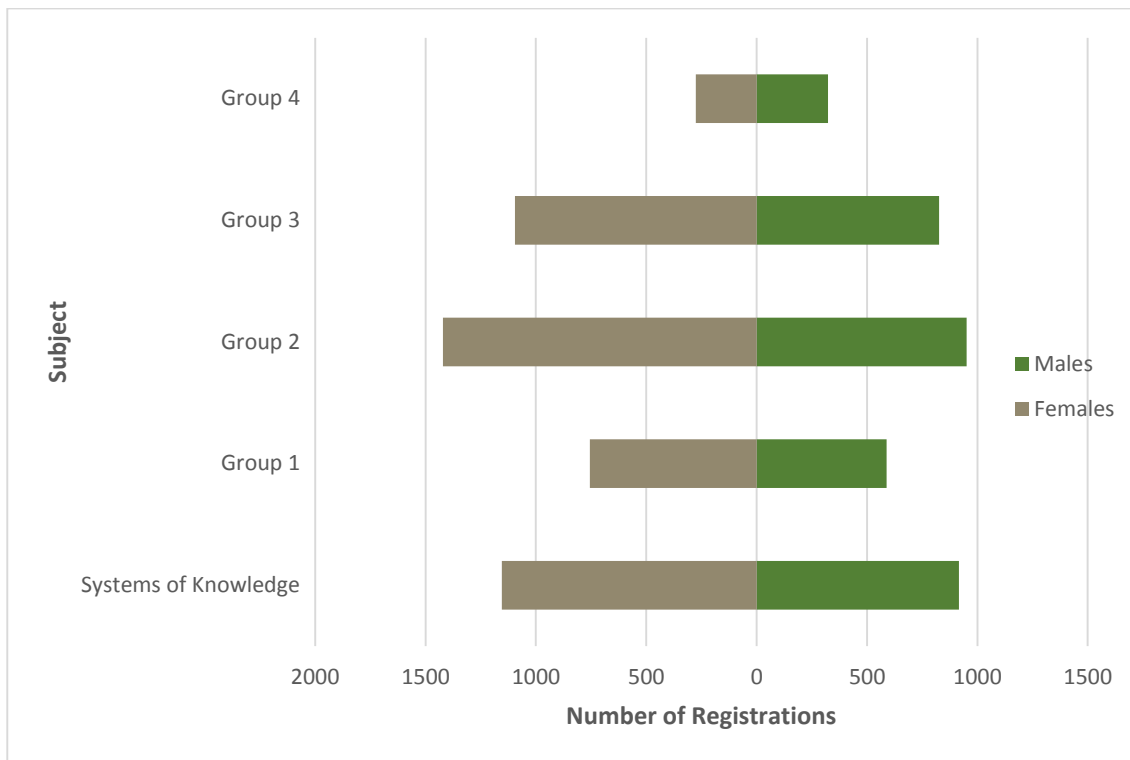


Figure 2.10: IM Registration per Group by Gender

Although the award of the Matriculation Certificate depends on passes in two subjects at Advanced Level, three at Intermediate Level, and Systems of Knowledge, a number of candidates sit for more examinations than required. Table 2.4 below provides information on the numbers of candidates, males and females, who applied for one to six subjects at Advanced Matriculation Level and at Intermediate Level in the different subjects, including Systems of Knowledge.

Table 2.4 shows that most registrations were for two Advanced and four Intermediate Level subjects, which included Systems of Knowledge. This indicates that most candidates were aiming at obtaining the Matriculation Certificate in the First session. A significant number of candidates registered for one Advanced Level examination only and a small number attempted three Advanced Level examinations. Five candidates attempted four subjects at AM Level. Twenty candidates registered for five IM Level subjects.

Table 2.4: 2017 First Session Registrations by Number of Subjects, Level and Gender

Number of Subjects	Advanced Level			Intermediate Level		
	Males	Females	Total	Males	Females	Total
1	415	662	1077	344	467	811
2	1011	1226	2237	383	453	836
3	22	33	55	341	432	773
4	3	2	5	360	492	852
5	0	0	0	7	13	20

This year there were 115 candidates who requested special arrangements at is level. Table 2.5 shows the presenting conditions of these candidates. It is important to point out that applications by candidates with disability were processed by the Access - Disability Support Committee of the University of Malta. This committee decides on appropriate arrangements to enable these candidates to access the examinations. In general, special arrangements included extra time and rest periods, large print, as well as special instructions to examiners of oral components, invigilators and markers.

Table 2.5: Number of Requests for Special Arrangements by Presenting Condition in 2017

Condition	Number of Candidates
ADD/ADHD	9
Autism Spectrum Disorder	8
DCD/Dyspraxia	16
Hearing Impairment	7
Last minute Injuries	4
Medical Condition	12
Mental Health	14
Mobility Problems	2
SpLD/ADHD	10
SpLD/Dyslexia	26
Stammer	0
Visual Impairment	6
Other	1

Table 2.6 shows the number of registrations by subject at Advanced and Intermediate levels made by candidates who requested special arrangements. Subjects with no registrations at both levels are omitted from this table.

Table 2.6: Number of Registrations by Subject by Candidates who Requested Access Arrangements in the 2017 First Session

Subject	Advanced Level	Intermediate Level
Accounting	15	2
Art	3	1
Biology	19	10
Chemistry	14	0
Classical Studies	-	1
Computing	3	1
Economics	6	0
Eng. Drawing & Graphical Comm.	-	6
English	16	31
Environmental Science	-	12
Geography	1	2
Graphical Communication	1	-
History	3	5
Home Economics & Human Ecology	8	1
Information Technology	1	4
Italian	2	2
Maltese	10	20
Marketing	10	10
Philosophy	1	12
Physical Education	-	4
Physics	9	16
Psychology	-	26
Pure Mathematics	15	11
Religious Knowledge	3	9
Sociology	7	1
Spanish	3	1
Systems of Knowledge	-	57
Theatre & Performance	-	2

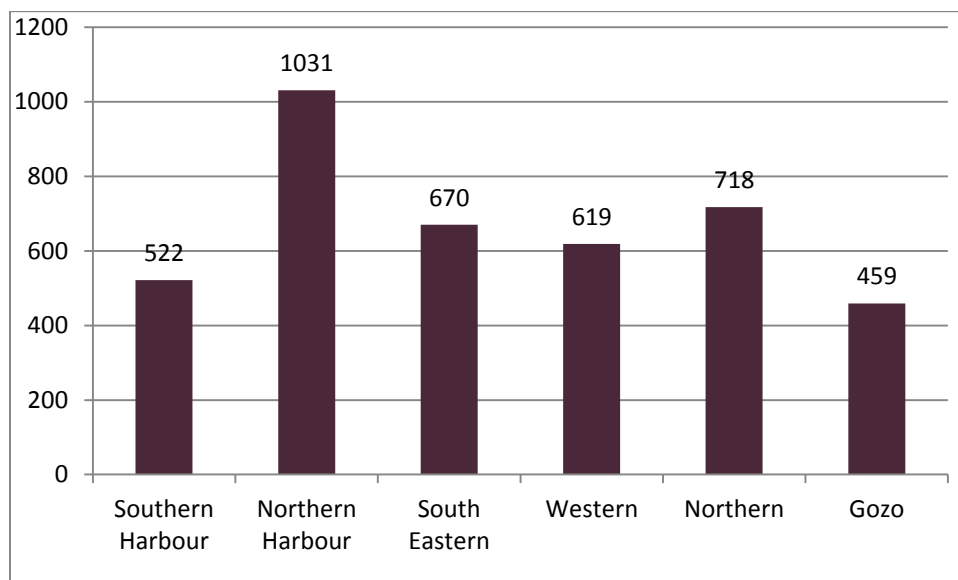
Table 2.7 presents the number of candidates who registered for the Matriculation examinations from the different localities in Malta and Gozo. The data is grouped by locality as well as by region. Figure 2.11 graphically represents the number of candidates from different regions.

Table 2.7: 2017 First Session Registrations of Matriculation Examinations Candidates by Region and Locality

Locality	Males	Females	Total
<b>Southern Harbour</b>	<b>207</b>	<b>315</b>	<b>522</b>
Birgu	2	6	8
Bormla	5	13	18
Fgura	36	53	89
Floriana	2	6	8
Isla	5	5	10
Kalkara	9	18	27
Luqa	14	25	39
Marsa	11	11	22
Paola	24	26	50
Santa Luċija	9	11	20
Tarxien	30	49	79
Valletta	9	6	15
Xgħajra	1	10	11
Żabbar	50	76	126
<b>Northern Harbour</b>	<b>449</b>	<b>582</b>	<b>1031</b>
Birkirkara	83	105	188
Fleur-de-Lys	2	1	3
Gżira	26	20	46
Ħamrun	30	26	56
Ibraġġ	16	21	37
Kappara	10	10	20
Msida	18	26	44
Pembroke	34	44	78
Pieta'	14	16	30
Qormi	40	53	93
San Ġiljan	31	38	69
San Ġwann	33	57	90
Santa Venera	14	32	46
Sliema	41	57	98
Swatar	16	21	37
Swieqi	37	49	86
Ta'Xbiex	4	6	10
<b>South Eastern</b>	<b>286</b>	<b>384</b>	<b>670</b>
Birżebbuġa	39	45	84
Għaxaq	18	22	40
Gudja	16	9	25
Kirkop	11	18	29
Marsascala	60	84	144
Marsaxlokk	18	18	36
Mqabba	17	26	43
Qrendi	9	17	26
Safi	9	15	24
Żejtun	40	51	91
Żurrieq	49	79	128

Locality	Males	Females	Total
<b>Western</b>	<b>277</b>	<b>342</b>	<b>619</b>
Attard	66	78	144
Baħrija	5	1	6
Balzan	25	22	47
Dingli	17	18	35
Iklin	23	22	45
Lija	16	26	42
Mtarfa	23	20	43
Rabat	32	43	75
Sigġiewi	28	54	82
Żebbuġ	42	58	100
<b>Northern</b>	<b>324</b>	<b>394</b>	<b>718</b>
Baħar iċ-Ċaġħaq	9	2	11
Buġibba	7	9	16
Għargħur	10	25	35
Madliena	7	5	12
Mellieħa	38	50	88
Mġarr	13	30	43
Mosta	93	129	222
Naxxar	79	77	156
Qawra	27	18	45
San Pawl il-Baħar	35	44	79
San Pawl tat-Tarġa	6	4	10
Xemxija	0	1	1
<b>Gozo</b>	<b>183</b>	<b>276</b>	<b>459</b>
Fontana	6	11	17
Għajnsielem	6	23	29
Għarb	5	13	18
Għasri	3	6	9
Kerċem	11	11	22
Marsalforn	1	8	9
Munxar	6	9	15
Nadur	23	40	63
Qala	9	13	22
San Lawrenz	5	6	11
Sannat	8	19	27
Santa Luċija	2	0	2
Victoria	44	46	90
Xaġhra	28	40	68
Xewkija	20	24	44
Xlendi	2	0	2
Żebbuġ	4	7	11

The data presented in Table 2.7 is illustrated in Figure 2.11. In Malta, the largest number of registrations by region for the Matriculation Certificate come from the Northern Harbour (25.7%) and Northern (17.9%) regions while least candidates come from Gozo (11.4%) and Southern Harbour (13.0%) regions. Most candidates come from Mosta (222 candidates), Birkirkara (188 candidates), Naxxar (156 candidates), Attard (144 candidates), Marsascula (144 candidates), Żurrieq (128 candidates) and Żabbar (126 candidates). Most candidates from Gozo came from the locality of Victoria (90 candidates).



*Figure 2.11: 2017 First Session Registrations of Matriculation Examinations Candidates by Region*

Table 2.8 shows the number of candidates who requested a Revision of Papers following the First examination session. Subjects where no request was made are omitted. The overall percentage of requests for a Revision of Papers was higher for subjects at Advanced level compared to Intermediate level (6.9% and 3.1% respectively). Most requests at AM level were in Chemistry (20.0%), Art (14.4%), and French (11.9%). At IM level most requests were made in Philosophy (6.6%). Data relating to the outcome of these requests are presented in the following section.

Table 2.8: 2017 First Session Registrations for Revision of Papers

Subject	Advanced Level			Intermediate Level		
	Register	Requests	%	Register	Requests	%
Accounting	459	31	6.8	54	0	0
Applied Mathematics	3	0	0	34	1	2.9
Art	90	13	14.4	37	2	5.4
Biology	635	43	6.8	350	17	4.9
Chemistry	454	91	20.0	45	2	4.4
Classical Studies	0	0	0	39	1	2.6
Computing	161	4	2.5	76	0	0
Economics	170	5	2.9	66	1	1.5
Eng. Drawing & Grap. Comm.	0	0	0	86	3	3.5
English	867	70	8.1	843	35	4.2
Environmental Science	0	0	0	397	6	1.5
French	42	5	11.9	85	3	3.5
Geography	63	1	1.6	103	3	2.9
History	97	6	6.2	73	3	4.1
Home Ec. & Human Ecology	130	1	0.8	59	2	3.4
Information Technology	45	1	2.2	142	1	0.7
Italian	108	3	2.8	91	1	1.1
Maltese	594	22	3.7	271	12	4.4
Marketing	482	15	3.1	276	9	3.3
Philosophy	110	11	10.0	361	24	6.6
Physical Education	0	0	0	152	5	3.3
Physics	373	34	9.1	517	14	2.7
Psychology	0	0	0	967	24	2.5
Pure Mathematics	494	34	6.9	579	14	2.4
Religious Knowledge	91	2	2.2	227	5	2.2
Sociology	190	1	0.5	207	3	1.4
Spanish	26	0	0	27	1	3.7
Systems of Knowledge	0	0	0	2071	61	2.9
Theatre & Performance	0	0	0	45	1	2.2
Total	5736	393	6.9	8310	254	3.1

### 3. FIRST SESSION RESULTS

Table 3.1 presents the Advanced Level results by gender obtained in the different subjects for all candidates. Table 3.2 presents the Intermediate Level results in the different subjects by gender. These tables are presented on the adjacent pages.

One observes that, except for small entry subjects, all grades are attained in all subjects. Candidates' performance varies between subjects. At AM level, the percentage of candidates attaining Grades A to C varies from 33.3% (Arabic) to 100% (Russian). At IM level, the percentage of candidates attaining Grades A to C varies from 20.5% (Classical Studies) to 100% (Music).

---

#### Percentage of 2017 first session candidates attaining Grades A to C in subjects at AM level

---

<b>&gt;80%</b>	Music, Russian,
<b>&gt;70%</b>	German, Graphical Communication,
<b>&gt;60%</b>	Home Economics & Human Ecology, Information Technology,
<b>&gt;50%</b>	Biology, Chemistry, Computing, Economics, Geography, History, Italian, Maltese, Physics, Sociology, Spanish,
<b>&gt;40%</b>	Accounting, Art, English, French, Marketing, Philosophy, Pure Mathematics, Religious Knowledge,
<b>&gt;30%</b>	Applied Mathematics, Arabic
<b>&lt;30%</b>	

---

#### Percentage of 2017 first session candidates attaining Grades A to C in subjects at IM level

---

<b>&gt;80%</b>	Music,
<b>&gt;70%</b>	German, Information Technology,
<b>&gt;60%</b>	Arabic, Home Economics & Human Ecology,
<b>&gt;50%</b>	Applied Mathematics, Chemistry, Computing, English, French, Geography, History, Italian, Marketing,
<b>&gt;40%</b>	Accounting, Eng. Drawing & Graphical Comm., Maltese, Philosophy, Physics, Pure Mathematics,
<b>&gt;30%</b>	Art, Environmental Science, Physical Education, Psychology, Religious Knowledge,
<b>&lt;30%</b>	Biology, Classical Studies.



Table 3.1: First Session 2017 - Advanced Level Results by Subject and Gender

Subject		A	B	C	D	E	F	abs	Total
Accounting		38	45	105	67	43	99	62	459
	Females	22	26	59	40	21	48	39	255
	Males	16	19	46	27	22	51	23	204
Applied Mathematics		0	0	1	0	1	1	0	3
	Females	0	0	0	0	0	1	0	1
	Males	0	0	1	0	1	0	0	2
Arabic		1	0	0	0	1	0	1	3
	Females	1	0	0	0	1	0	1	3
	Males	0	0	0	0	0	0	0	0
Art		2	18	17	21	12	14	6	90
	Females	1	16	12	11	8	11	3	62
	Males	1	2	5	10	4	3	3	28
Biology		73	130	155	117	70	76	14	635
	Females	44	79	95	71	50	45	9	393
	Males	29	51	60	46	20	31	5	242
Chemistry		57	77	119	65	55	53	28	454
	Females	34	47	64	40	27	30	14	256
	Males	23	30	55	25	28	23	14	198
Computing		13	25	46	32	19	18	8	161
	Females	1	8	11	8	4	3	1	36
	Males	12	17	35	24	15	15	7	125
Economics		12	39	44	36	10	23	6	170
	Females	8	21	25	19	3	12	1	89
	Males	4	18	19	17	7	11	5	81
English		21	76	270	150	125	178	47	867
	Females	12	57	203	103	83	118	28	604
	Males	9	19	67	47	42	60	19	263
French		3	5	12	14	3	4	1	42
	Females	3	4	11	11	3	3	0	35
	Males	0	1	1	3	0	1	1	7
Geography		5	12	18	16	11	1	0	63
	Females	5	3	6	6	5	1	0	26
	Males	0	9	12	10	6	0	0	37
German		5	6	2	2	1	1	1	18
	Females	4	6	0	1	1	0	1	13
	Males	1	0	2	1	0	1	0	5
Graphical Communication		2	4	6	1	2	2	0	17
	Females	0	1	1	0	2	2	0	6
	Males	2	3	5	1	0	0	0	11
History		3	16	30	24	8	6	10	97
	Females	0	10	6	9	6	3	6	40
	Males	3	6	24	15	2	3	4	57

<b>Subject</b>	<b>A</b>	<b>B</b>	<b>C</b>	<b>D</b>	<b>E</b>	<b>F</b>	<b>abs</b>	<b>Total</b>
Home Ec. & Human Ecology	5	24	49	20	20	8	4	130
Females	5	21	45	17	18	7	4	117
Males	0	3	4	3	2	1	0	13
Information Technology	4	5	18	6	3	6	3	45
Females	3	2	3	2	1	1	0	12
Males	1	3	15	4	2	5	3	33
Italian	12	15	27	16	12	17	9	108
Females	10	10	14	12	7	11	4	68
Males	2	5	13	4	5	6	5	40
Maltese	29	119	191	96	85	55	19	594
Females	16	91	135	69	60	37	10	418
Males	13	28	56	27	25	18	9	176
Marketing	24	68	117	55	54	78	86	482
Females	17	40	64	29	24	30	44	248
Males	7	28	53	26	30	48	42	234
Music	1	4	4	1	0	0	0	10
Females	0	3	2	1	0	0	0	6
Males	1	1	2	0	0	0	0	4
Philosophy	6	12	28	17	13	19	15	110
Females	5	5	17	12	7	11	4	61
Males	1	7	11	5	6	8	11	49
Physics	21	55	108	90	42	37	20	373
Females	7	18	32	26	11	8	5	107
Males	14	37	76	64	31	29	15	266
Pure Mathematics	31	85	122	49	41	136	30	494
Females	14	30	38	11	16	37	7	153
Males	17	55	84	38	25	99	23	341
Religious Knowledge	2	13	22	18	15	11	10	91
Females	0	11	14	10	8	5	6	54
Males	2	2	8	8	7	6	4	37
Russian	1	2	1	0	0	0	0	4
Females	1	2	1	0	0	0	0	4
Males	0	0	0	0	0	0	0	0
Sociology	17	29	58	30	15	12	29	190
Females	15	26	39	22	11	7	17	137
Males	2	3	19	8	4	5	12	53
Spanish	2	4	7	4	6	3	0	26
Females	1	3	4	1	5	3	0	17
Males	1	1	3	3	1	0	0	9

Table 3.2: First Session 2017 - Intermediate Level Results by Subject and Gender

Subject		A	B	C	D	E	F	abs	Total
Accounting		4	8	13	11	8	8	2	54
	Females	2	5	5	4	2	4	0	22
	Males	2	3	8	7	6	4	2	32
Applied Mathematics		5	6	9	3	4	6	1	34
	Females	1	1	4	0	2	1	1	10
	Males	4	5	5	3	2	5	0	24
Arabic		1	0	1	1	0	0	0	3
	Females	1	0	1	1	0	0	0	3
	Males	0	0	0	0	0	0	0	0
Art		1	2	11	9	9	4	1	37
	Females	0	2	5	5	5	4	0	21
	Males	1	0	6	4	4	0	1	16
Biology		10	28	51	62	77	94	28	350
	Females	10	21	49	48	58	71	18	275
	Males	0	7	2	14	19	23	10	75
Chemistry		4	10	11	2	3	11	4	45
	Females	2	5	8	0	1	7	1	24
	Males	2	5	3	2	2	4	3	21
Classical Studies		2	3	3	5	6	17	3	39
	Females	1	3	3	5	4	10	3	29
	Males	1	0	0	0	2	7	0	10
Computing		6	12	23	16	8	8	3	76
	Females	1	3	4	4	2	2	1	17
	Males	5	9	19	12	6	6	2	59
Economics		3	10	16	18	5	10	4	66
	Females	2	3	7	7	3	5	1	28
	Males	1	7	9	11	2	5	3	38
Eng. Drawing & Graph. Comm.		6	14	19	15	10	16	6	86
	Females	3	3	5	4	3	5	2	25
	Males	3	11	14	11	7	11	4	61
English		55	138	228	159	116	118	29	843
	Females	30	78	125	76	59	58	14	440
	Males	25	60	103	83	57	60	15	403
Environmental Science		19	32	95	109	61	52	29	397
	Females	11	18	56	56	39	34	17	231
	Males	8	14	39	53	22	18	12	166
French		11	15	22	20	10	6	1	85
	Females	8	10	18	17	8	4	0	65
	Males	3	5	4	3	2	2	1	20
Geography		7	14	31	15	11	15	10	103
	Females	1	6	17	7	3	5	3	42
	Males	6	8	14	8	8	10	7	61

<b>Subject</b>	<b>A</b>	<b>B</b>	<b>C</b>	<b>D</b>	<b>E</b>	<b>F</b>	<b>abs</b>	<b>Total</b>
German	6	4	7	4	1	2	0	24
Females	4	2	5	3	1	0	0	15
Males	2	2	2	1	0	2	0	9
History	9	6	28	17	3	4	6	73
Females	5	4	15	9	1	1	3	38
Males	4	2	13	8	2	3	3	35
Home Ec. & Human Ecology	5	11	21	13	1	3	5	59
Females	5	9	18	9	1	3	4	49
Males	0	2	3	4	0	0	1	10
Information Technology	15	38	45	24	10	8	2	142
Females	11	6	19	12	5	1	0	54
Males	4	32	26	12	5	7	2	88
Italian	4	14	35	14	7	13	4	91
Females	2	9	22	6	2	5	3	49
Males	2	5	13	8	5	8	1	42
Maltese	11	28	88	53	38	48	5	271
Females	11	19	54	29	23	24	2	162
Males	0	9	34	24	15	24	3	109
Marketing	35	55	68	47	21	33	17	276
Females	16	30	32	20	7	16	6	127
Males	19	25	36	27	14	17	11	149
Music	0	0	3	0	0	0	0	3
Females	0	0	1	0	0	0	0	1
Males	0	0	2	0	0	0	0	2
Philosophy	29	44	93	54	51	69	21	361
Females	18	28	52	32	25	40	11	206
Males	11	16	41	22	26	29	10	155
Physical Education	4	12	42	37	28	22	7	152
Females	4	4	25	15	19	11	1	79
Males	0	8	17	22	9	11	6	73
Physics	31	68	135	93	62	97	31	517
Females	12	42	64	51	36	47	15	267
Males	19	26	71	42	26	50	16	250
Psychology	53	94	209	206	139	173	93	967
Females	44	67	153	140	91	93	63	651
Males	9	27	56	66	48	80	30	316
Pure Mathematics	38	68	139	78	69	139	48	579
Females	22	38	78	46	32	55	17	288
Males	16	30	61	32	37	84	31	291
Religious Knowledge	11	13	49	45	31	57	21	227
Females	7	7	34	27	18	28	10	131
Males	4	6	15	18	13	29	11	96

<b>Subject</b>	<b>A</b>	<b>B</b>	<b>C</b>	<b>D</b>	<b>E</b>	<b>F</b>	<b>abs</b>	<b>Total</b>
Sociology	18	24	51	34	25	36	19	207
Females	15	17	39	21	15	26	14	147
Males	3	7	12	13	10	10	5	60
Spanish	3	3	3	7	6	3	2	27
Females	3	2	1	5	5	3	2	21
Males	0	1	2	2	1	0	0	6
Systems of Knowledge	169	367	681	405	68	335	46	2071
Females	109	229	390	211	28	167	21	1155
Males	60	138	291	194	40	168	25	916
Theatre and Performance Studies	3	10	11	3	4	10	4	45
Females	1	8	7	3	1	7	3	30
Males	2	2	4	0	3	3	1	15

Table 3.3 shows that in the 2017 first session, at Advanced level, 14 out of the 393 requests for a Revision of Papers had their grade revised. This means at 3.6% of the requests resulted in a higher grade. At Intermediate level, 20 out of the 254 requests had their grade revised. At this level, 7.9% of the requests resulted in an upgrade.

Table 3.3: 2017 First Session - Outcomes of Requests for Revision of Papers

Subject	Advanced Level				Intermediate Level			
	Registered	Requested	Upgraded	%	Registered	Requested	Upgraded	%
Accounting	459	31	1	3.2	54	0	0	0
Applied Mathematics	3	0	0	0	34	1	0	0.0
Art	90	13	1	7.7	37	2	0	0.0
Biology	635	43	2	4.7	350	17	0	0.0
Chemistry	454	91	6	6.6	45	2	0	0.0
Classical Studies	-	-	0	-	39	1	0	0.0
Computing	161	4	0	0.0	76	0	0	0
Economics	170	5	0	0.0	66	1	0	0.0
Eng. Drawing & Graph. Comm.	-	-	0	-	86	3	0	0.0
English	867	70	1	1.4	843	35	0	0.0
Environmental Science	-	-	0	-	397	6	0	0.0
French	42	5	0	0.0	85	3	1	33.3
Geography	63	1	0	0.0	103	3	0	0.0
History	97	6	0	0.0	73	3	0	0.0
Home Ec. & Human Ecology	130	1	0	0.0	59	2	0	0.0
Information Technology	45	1	0	0.0	142	1	0	0.0
Italian	108	3	0	0.0	91	1	0	0.0
Maltese	594	22	0	0.0	271	12	0	0.0
Marketing	482	15	1	6.7	276	9	1	11.1
Philosophy	110	11	1	9.1	361	24	3	12.5
Physical Education	-	-	0	-	152	5	0	0.0
Physics	373	34	0	0.0	517	14	1	7.1
Psychology	-	-	0	-	967	24	1	4.2
Pure Mathematics	494	34	0	0.0	579	14	0	0.0
Religious Knowledge	91	2	1	50.0	227	5	0	0.0
Sociology	190	1	0	0.0	207	3	0	0.0
Spanish	26	0	0	0	27	1	0	0.0
Systems of Knowledge	-	-	0	-	2071	61	13	21.3
Theatre & Performance	-	-	0	-	45	1	0	0.0
Total	5736	393	14	3.6	8310	254	20	7.9

Table 3.4 presents data relating to the number of candidates awarded the Matriculation Certificate after the 2017 first examination session.

*Table 3.4: Matriculation Certificates Awarded in May 2017*

<b>Cohort</b>	<b>Males</b>	<b>Females</b>	<b>Total</b>
All Candidates	583	826	1409
1999 Cohort	439	684	1123

The data in Table 3.4 shows that 35.1% of the 4,019 candidates who sat for the first session in 2017 (33.8% males and 36.0% females) managed to qualify for the award of the Matriculation Certificate. These proportions include 60.0% of the 1,873 candidates of the 1999 cohort (55.5% males and 63.2% females).

## 4. SECOND SESSION REGISTRATIONS

Since 2012 the September session for Advanced and Intermediate Matriculation Level of examination is no longer a supplementary session but a separate session from the session in May. Thus, while candidates used to register for the second session to re-sit examinations, other candidates are registering for Advanced and/or Intermediate examinations for the first time. A total of 1,072 candidates (38.9%) from the 2,754 candidates registering for the second session were using this session as their first sit. This means that they did not register for any examination in the first session of the same year or any other session prior to this<sup>2</sup>. The data in the following Tables suggest that many of the latter candidates are students in their first year of post-secondary studies who take the opportunity of the amended regulations to spread the examinations in six subjects required for the award of the Matriculation Certificate over two or more sessions without possibly missing out a year at University in case of a failure.

The total number of candidates who registered for the 2017 second session of examinations is given in Table 4.1.

*Table 4.1: Total Number of Candidates Sitting for the 2017 Second Session*

Cohort	Males	Females	Total
All Candidates	1166	1588	2754
1999 Cohort	376	403	779
First Sit	432	640	1072

The numbers of candidates who registered for AM and IM Level examinations are given in Tables 4.2 below. The data is presented by gender and date of birth.

*Table 4.2: Registrations for the 2017 Second Session by Year of Birth and Gender*

Year	Advanced Level			Intermediate Level		
	Males	Females	Total	Males	Females	Total
Pre-1994	16	38	54	7	16	23
1994	1	3	4	3	2	5
1995	6	11	17	8	12	20
1996	14	17	31	15	13	28
1997	32	50	82	38	39	77
1998	104	119	223	108	141	249
1999	230	244	474	280	307	587
2000	82	171	253	475	725	1200
2001	0	2	2	24	41	65
2002	0	0	0	1	0	1
Total	485	655	1140	959	1296	2255

<sup>2</sup> Some candidates might be registered as having their first sit in September because they would have sat for examinations five or more years prior to September 2017. In this case, as the five years period to obtain the MC would have passed, candidates are considered to be sitting for the MC for the first attempt.



Table 4.2 shows that the largest number of registrations for Advanced Level examinations was made by the 1999 cohort. The number of candidates from the 1998 cohort is considerable. These candidates are likely to be candidates who have repeated a year. However, there are more applicants from the 2000, rather than 1998 cohort for AM level examinations. For IM level examinations the number of registrants from the 2000 cohort is more than twice that of the 1999 cohort.

Table 4.3 below provides information on the numbers of candidates, males and females, who applied to sit for Matriculation examinations at Advanced and Intermediate levels in the different subjects in the 2017 second session.

*Table 4.3: 2017 Second Session Matriculation Examination Registrations by Subject and Gender*

Subject	Advanced Level			Intermediate Level		
	Males	Females	Total	Males	Females	Total
Accounting	50	60	110	18	15	33
Applied Mathematics	1	2	3	8	4	12
Arabic	0	1	1	1	0	1
Art	4	15	19	1	4	5
Biology	19	38	57	41	156	197
Chemistry	14	15	29	6	10	16
Classical Studies	0	0	0	0	4	4
Computing	30	8	38	25	8	33
Economics	11	10	21	11	13	24
Eng. Drawing & Graph. Comm.	0	0	0	16	8	24
English	67	143	210	322	376	698
Environmental Science	0	0	0	70	108	178
French	2	8	10	13	26	39
Geography	3	0	3	19	20	39
German	2	3	5	9	10	19
Graphical Communication	0	3	3	0	0	0
History	4	8	12	10	9	19
Home Ec. & Human Ecology	3	15	18	8	48	56
Information Technology	4	0	4	15	9	24
Italian	8	5	13	29	26	55
Maltese	51	128	179	44	76	120
Marketing	71	88	159	93	93	186
Music	1	2	3	0	1	1
Philosophy	13	9	22	50	58	108
Physical Education	0	0	0	30	23	53
Physics	23	16	39	86	121	207
Psychology	0	0	0	110	211	321
Pure Mathematics	89	34	123	122	132	254
Religious Knowledge	11	15	26	55	76	131
Russian	0	3	3	1	1	2
Sociology	4	25	29	27	70	97
Spanish	0	1	1	0	2	2
Systems of Knowledge	0	0	0	175	222	397
Theatre & Performance	0	0	0	1	7	8

In 2017, there were registrations for most subjects at AM level in the second session. The only AM subjects with no registrations are Engineering Drawing, Greek, and Latin. The same is true for IM level examinations. The only subjects at this level for which there were no registrations are Greek and Latin.

During the second session, the AM Level subjects with most candidates were English (210 candidates), Maltese (179 candidates), Marketing (159 candidates), Pure Mathematics (123 candidates), and Accounting (110 candidates). At IM Level, these were English (698 candidates), Systems of Knowledge (397 candidates), Psychology (321 candidates), Pure Mathematics (254 candidates), and Physics (207 candidates).

A total of 1,140 candidates (485 males and 655 females) applied to sit for an AM Level examination in the second session of 2017. Table 4.4 shows the number of IM Level subjects that candidates applied for in the second session. One should note that the second session is a restricted session where candidates can apply for a maximum of one AM Level examination, four IM level subjects - one from each group - and Systems of Knowledge. Most candidates applied for one Intermediate Level examination.

*Table 4.4: 2017 Second Session Intermediate Level Registrations by Number of Subjects and Gender*

<b>Number of Subjects</b>	<b>Males</b>	<b>Females</b>	<b>Total</b>
1	569	735	1304
2	329	479	808
3	55	75	130
4	6	6	12
5	0	1	1

Table 4.5 below shows the number of requests, by subject, made for a Revision of Papers after the publication of the second session results. Data relating to the outcome of these requests are presented in the following section. For AM and IM Level examinations, 8.2% and 5.9% of the respective papers were revised following registrations for Revision of Papers. Subjects with no requests for Revision of Papers are omitted from the table.

Table 4.5: September 2017 Registration for Revision of Papers

Subject	Advanced Level			Intermediate Level		
	Registered	Requested	%	Registered	Requested	%
Accounting	110	6	5.5	33	2	6.1
Applied Mathematics	3	0	0	12	3	25.0
Biology	57	10	17.5	197	7	3.6
Chemistry	29	3	10.3	16	1	6.3
Computing	38	4	10.5	33	0	0
Economics	21	1	4.8	24	1	4.2
Eng. Draw. & Graph. Comm.	0	0	0	24	1	4.2
English	210	27	12.9	698	30	4.3
Environmental Science	0	0	0	178	7	3.9
Geography	3	0	0	39	3	7.7
History	12	1	8.3	19	1	5.3
Italian	13	0	0	55	4	7.3
Maltese	179	22	12.3	120	18	15.0
Marketing	159	9	5.7	186	10	5.4
Philosophy	22	0	0	108	9	8.3
Physical Education	0	0	0	53	1	1.9
Physics	39	4	10.3	207	9	4.3
Psychology	0	0	0	321	20	6.2
Pure Mathematics	123	5	4.1	254	15	5.9
Religious Knowledge	26	1	3.8	131	3	2.3
Sociology	29	0	0	97	2	2.1
Systems of Knowledge	0	0	0	397	52	13.1
Theatre & Performance	0	0	0	8	1	12.5
<b>Total</b>	<b>1140</b>	<b>93</b>	<b>8.2</b>	<b>3363</b>	<b>200</b>	<b>5.9</b>

## 5. SECOND SESSION RESULTS

The following tables present the results of the 2017 second session of examinations. Table 5.1 and Table 5.2 respectively present the Advanced and Intermediate level results by gender. It is important to note that registrations for the second session are restricted to a maximum of six subjects: one subject at AM level; one subject from each of Group 1, Group 2, Group 3 and Group 4 subjects at IM level; and Systems of Knowledge.

Table 5.1: Second Session 2017 - Advanced Level Results by Subject and Gender

Subject	A	B	C	D	E	F	abs	Total
Accounting	1	2	22	17	17	31	20	110
Females	1	0	15	7	7	18	12	60
Males	0	2	7	10	10	13	8	50
Applied Mathematics	0	0	0	0	0	3	0	3
Females	0	0	0	0	0	2	0	2
Males	0	0	0	0	0	1	0	1
Arabic	0	0	0	0	0	1	0	1
Females	0	0	0	0	0	1	0	1
Males	0	0	0	0	0	0	0	0
Art	0	4	4	2	4	4	1	19
Females	0	3	4	2	4	2	0	15
Males	0	1	0	0	0	2	1	4
Biology	0	0	2	17	13	24	1	57
Females	0	0	1	10	9	18	0	38
Males	0	0	1	7	4	6	1	19
Chemistry	1	0	10	7	7	3	1	29
Females	0	0	6	1	6	2	0	15
Males	1	0	4	6	1	1	1	14
Computing	2	3	13	10	6	3	1	38
Females	1	1	2	2	1	1	0	8
Males	1	2	11	8	5	2	1	30
Economics	0	2	5	5	3	3	3	21
Females	0	1	2	4	1	2	0	10
Males	0	1	3	1	2	1	3	11
English	0	3	57	52	41	43	14	210
Females	0	3	35	40	29	25	11	143
Males	0	0	22	12	12	18	3	67
French	0	1	4	2	1	1	1	10
Females	0	1	3	1	1	1	1	8
Males	0	0	1	1	0	0	0	2
Geography	0	0	0	0	3	0	0	3
Females	0	0	0	0	0	0	0	0
Males	0	0	0	0	3	0	0	3
German	0	2	2	1	0	0	0	5
Females	0	0	2	1	0	0	0	3
Males	0	2	0	0	0	0	0	2
Graphical Communication	0	0	1	0	2	0	0	3
Females	0	0	1	0	2	0	0	3
Males	0	0	0	0	0	0	0	0

Subject	A	B	C	D	E	F	abs	Total
History	0	0	3	2	1	4	2	12
Females	0	0	1	1	0	4	2	8
Males	0	0	2	1	1	0	0	4
Home Ec. & Human Ecology	0	6	5	3	2	2	0	18
Females	0	6	4	2	1	2	0	15
Males	0	0	1	1	1	0	0	3
Maltese	4	15	58	44	30	23	5	179
Females	3	10	40	36	24	10	5	128
Males	1	5	18	8	6	13	0	51
Marketing	0	17	53	21	18	30	20	159
Females	0	9	32	13	9	13	12	88
Males	0	8	21	8	9	17	8	71
Music	1	1	0	0	1	0	0	3
Females	0	1	0	0	1	0	0	2
Males	1	0	0	0	0	0	0	1
Philosophy	1	2	7	4	2	4	2	22
Females	0	2	2	1	1	2	1	9
Males	1	0	5	3	1	2	1	13
Physics	0	1	14	11	8	1	4	39
Females	0	0	5	5	2	1	3	16
Males	0	1	9	6	6	0	1	23
Pure Mathematics	0	15	40	19	6	34	9	123
Females	0	8	10	4	1	11	0	34
Males	0	7	30	15	5	23	9	89
Religious Knowledge	3	8	5	2	4	1	3	26
Females	2	6	2	1	3	0	1	15
Males	1	2	3	1	1	1	2	11
Russian	0	1	0	0	0	0	2	3
Females	0	1	0	0	0	0	2	3
Males	0	0	0	0	0	0	0	0
Sociology	0	5	4	3	3	10	4	29
Females	0	4	3	3	3	8	4	25
Males	0	1	1	0	0	2	0	4
Spanish	0	1	0	0	0	0	0	1
Females	0	1	0	0	0	0	0	1
Males	0	0	0	0	0	0	0	0

Table 5.2: Second Session 2017 - Intermediate Level Results by Subject and Gender

Subject	A	B	C	D	E	F	abs	Total
Accounting	6	9	2	7	3	5	1	33
Females	3	4	1	4	2	1	0	15
Males	3	5	1	3	1	4	1	18
Applied Mathematics	1	1	2	0	1	7	0	12
Females	1	1	2	0	0	0	0	4
Males	0	0	0	0	1	7	0	8
Arabic	0	0	0	0	1	0	0	1
Females	0	0	0	0	0	0	0	0
Males	0	0	0	0	1	0	0	1
Art	0	0	1	0	0	4	0	5
Females	0	0	0	0	0	4	0	4
Males	0	0	1	0	0	0	0	1
Biology	6	33	63	51	27	6	11	197
Females	4	27	52	38	22	5	8	156
Males	2	6	11	13	5	1	3	41
Chemistry	1	2	3	1	1	6	2	16
Females	0	2	3	1	1	3	0	10
Males	1	0	0	0	0	3	2	6
Classical Studies	0	1	0	1	1	1	0	4
Females	0	1	0	1	1	1	0	4
Males	0	0	0	0	0	0	0	0
Computing	3	8	11	4	1	4	2	33
Females	1	3	2	2	0	0	0	8
Males	2	5	9	2	1	4	2	25
Economics	3	6	3	4	3	2	3	24
Females	3	4	0	1	3	0	2	13
Males	0	2	3	3	0	2	1	11
Eng. Drawing & Graphical Comm.	2	3	7	2	4	3	3	24
Females	2	0	3	2	0	0	1	8
Males	0	3	4	0	4	3	2	16
English	31	121	209	152	103	65	17	698
Females	22	68	105	76	63	32	10	376
Males	9	53	104	76	40	33	7	322
Environmental Science	3	6	21	42	48	42	16	178
Females	2	2	15	25	24	27	13	108
Males	1	4	6	17	24	15	3	70
French	4	4	11	8	10	1	1	39
Females	1	3	8	6	6	1	1	26
Males	3	1	3	2	4	0	0	13
Geography	0	5	13	4	4	9	4	39
Females	0	4	9	2	1	3	1	20
Males	0	1	4	2	3	6	3	19
German	3	9	6	0	0	1	0	19
Females	2	5	3	0	0	0	0	10
Males	1	4	3	0	0	1	0	9
History	1	2	5	9	1	0	1	19
Females	1	0	2	5	0	0	1	9
Males	0	2	3	4	1	0	0	10
Home Ec. & Human Ecology	4	13	20	7	2	4	6	56
Females	4	13	16	7	1	2	5	48
Males	0	0	4	0	1	2	1	8

Subject		A	B	C	D	E	F	abs	Total
Information Technology		2	8	5	3	1	4	1	24
	Females	1	4	2	2	0	0	0	9
	Males	1	4	3	1	1	4	1	15
Italian		6	7	25	4	9	2	2	55
	Females	3	6	11	1	3	1	1	26
	Males	3	1	14	3	6	1	1	29
Maltese		1	3	25	32	22	35	2	120
	Females	0	2	17	21	16	18	2	76
	Males	1	1	8	11	6	17	0	44
Marketing		19	28	36	35	21	41	6	186
	Females	14	15	19	12	10	20	3	93
	Males	5	13	17	23	11	21	3	93
Music		0	1	0	0	0	0	0	1
	Females	0	1	0	0	0	0	0	1
	Males	0	0	0	0	0	0	0	0
Philosophy		8	7	25	14	16	33	5	108
	Females	6	4	12	7	10	16	3	58
	Males	2	3	13	7	6	17	2	50
Physical Education		4	8	14	11	5	9	2	53
	Females	2	2	5	5	4	5	0	23
	Males	2	6	9	6	1	4	2	30
Physics		8	35	66	29	23	37	9	207
	Females	5	22	43	14	11	22	4	121
	Males	3	13	23	15	12	15	5	86
Psychology		15	20	72	63	52	73	26	321
	Females	12	16	51	33	37	44	18	211
	Males	3	4	21	30	15	29	8	110
Pure Mathematics		5	26	67	44	30	64	18	254
	Females	4	21	35	23	10	31	8	132
	Males	1	5	32	21	20	33	10	122
Religious Knowledge		20	14	49	22	9	12	5	131
	Females	14	11	26	14	3	6	2	76
	Males	6	3	23	8	6	6	3	55
Russian		1	0	1	0	0	0	0	2
	Females	1	0	0	0	0	0	0	1
	Males	0	0	1	0	0	0	0	1
Sociology		7	8	36	14	13	9	10	97
	Females	6	7	26	9	8	8	6	70
	Males	1	1	10	5	5	1	4	27
Spanish		0	0	0	1	0	1	0	2
	Females	0	0	0	1	0	1	0	2
	Males	0	0	0	0	0	0	0	0
Systems of Knowledge		3	19	76	59	25	202	13	397
	Females	3	15	45	29	11	111	8	222
	Males	0	4	31	30	14	91	5	175
Theatre & Performance		0	0	3	0	4	1	0	8
	Females	0	0	2	0	4	1	0	7
	Males	0	0	1	0	0	0	0	1

Table 5.3 below presents information on the outcome of the requests for Revision of Papers in the various subjects at Advanced and Intermediate Levels after the 2017 second session results were issued.

Table 5.3: Second Session 2017 - Outcomes of Requests for Revision of Papers

Subject	Advanced Level				Intermediate Level			
	Registered	Requested	Upgraded	%	Registered	Requested	Upgraded	%
Accounting	110	6	0	0.0	33	2	0	0
Applied Mathematics	3	0	0	0	12	3	0	0
Biology	57	10	0	0.0	197	7	0	0
Chemistry	29	3	0	0.0	16	1	0	0
Computing	38	4	0	0.0	33	0	0	0
Economics	21	1	0	0.0	24	1	1	100.0
Eng. Drawing & Graphical Comm.	-	-	0	-	24	1	0	0
English	210	27	0	0.0	698	30	1	3.3
Environmental Science	-	-	0	-	178	7	2	28.6
Geography	3	0	0	0	39	3	0	0
History	12	1	0	0.0	19	1	0	0
Italian	13	0	0	0	55	4	0	0
Maltese	179	22	0	0.0	120	18	0	0
Marketing	159	9	0	0.0	186	10	0	0
Philosophy	22	0	0	0	108	9	0	0
Physical Education	-	-	0	-	53	1	0	0
Physics	39	4	0	0.0	207	9	0	0
Psychology	-	-	0	-	321	20	3	15.0
Pure Mathematics	123	5	0	0.0	254	15	0	0
Religious Knowledge	26	1	0	0.0	131	3	0	0
Sociology	29	0	0	0	97	2	0	0
Systems of Knowledge	-	-	0	-	397	52	14	26.9
Theatre & Performance	-	-	0	-	8	1	0	0
Total	1140	93	0	0.0	3363	200	21	10.5



Following the second session of 2017, none of the 93 requests made for revision of paper at AM level resulted in an upgrade. From the 200 requests made at IM level, 21 resulted in an upgrade. However, five of these upgrades were not made following candidates' request for revision of papers, but MATSEC's internal quality assurance mechanisms whereby following each session, adopted marking procedures are scrutinised by MATSEC officials. If such exercise results in a change in grade, candidates are informed along with those who applied for Revision of Papers.

Table 5.4 presents the numbers of the Matriculation Certificate awarded to all candidates and to candidates of the 1999 cohort by gender in the second session.

*Table 5.4: Matriculation Certificates Awarded in 2017 Second Session*

<b>Cohort</b>	<b>Males</b>	<b>Females</b>	<b>Total</b>
All Candidates	126	132	258
1999 Cohort	82	77	159

The data in Table 5.4 shows that 9.4% of the 2,754 candidates who sat for the second session in 2017 (10.8% males and 8.3% females) managed to qualify for the award of the Matriculation Certificate. These proportions include 20.4% of the 779 candidates of the 1999 cohort (21.8% males and 19.1% females). However, it should be emphasised that a number of candidates sit for MC examinations but are not aiming to obtain the MC, at least in that particular session.

## 6. GENERAL STATISTICS

### 6.01. Registrations

The 2017 session is the fifth session since the change in regulations in 2012. This year, 4,019 candidates registered for the first examination session while 2,754 candidates registered for the second examination session. In the second session there were 1,072 candidates who used this session as their first attempt. There were also other candidates who did not sit for an examination in the 2017 first session but had sat for examinations in a previous session. In total, there were 5,185 individual registrations for MC examinations in 2017. This value is similar to those recorded following the change in regulations. It is likely that this increase in registrations following 2012 is caused by the increasing number of new candidates using the second session as their first sit. In fact, the number of registrations and the number of candidates using the second session as their first sit can be seen to follow a similar trend. These are illustrated in the figures below.

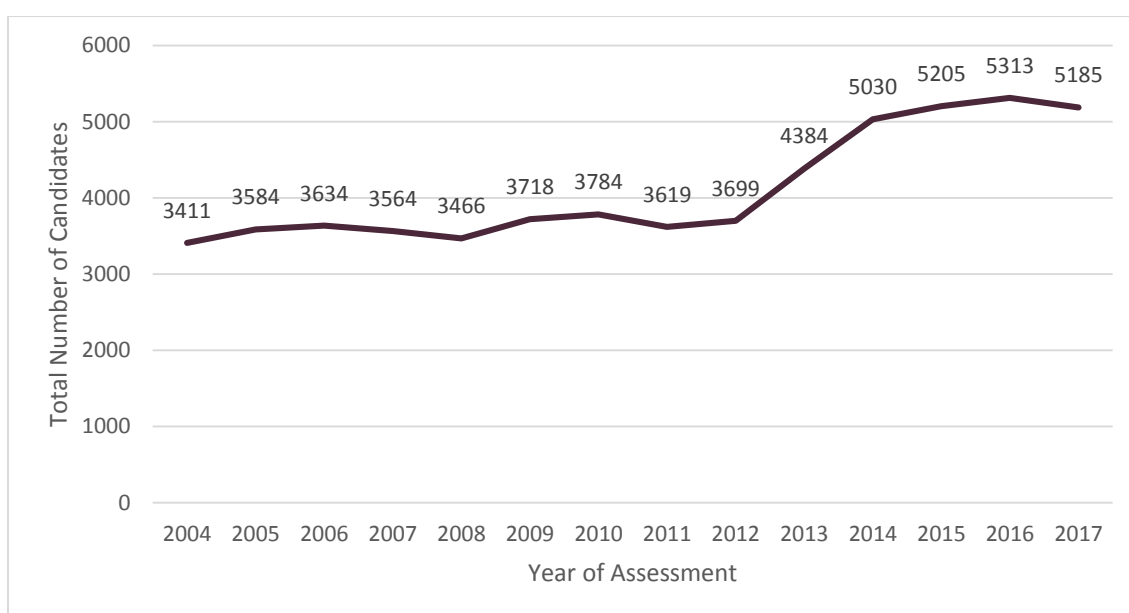


Figure 6.1: Total Number of Candidates Registering for Matriculation Examinations, by Year

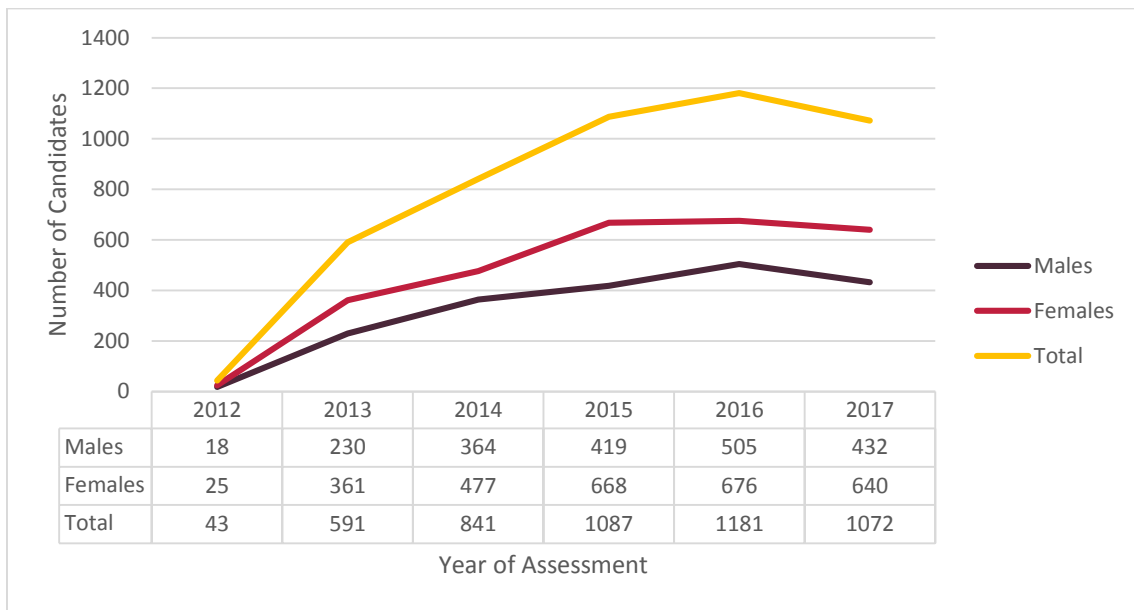


Figure 6.2: Number of Candidates using the Second Session as a First Sit, by Year and Gender

This year, 115 candidates applied for Special Arrangements to access the first session of Matriculation examinations. This is the highest recorded number since the commencement of Matriculation examinations. These requests have been increasing along the years as shown in the figure below.

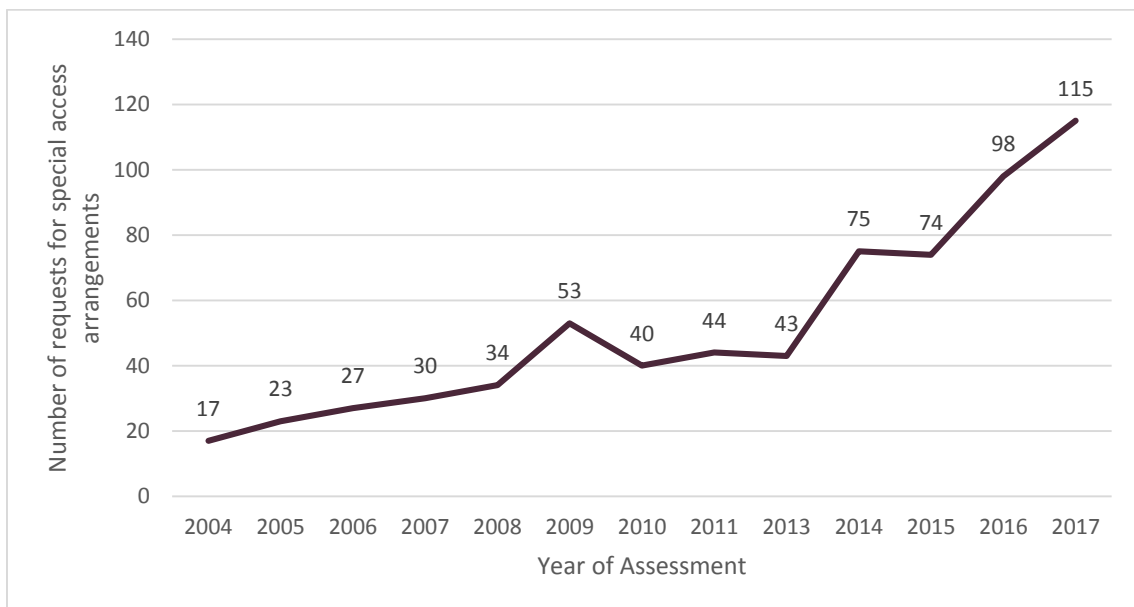


Figure 6.3: Number of Candidates applying for Access Arrangements from 2004 to 2017

## 6.02. Trends in Subject Choice

This section provides several plots showing how registrations in individual subjects at MC level have changed from 2008. Subject registrations are expressed as a percentage from the total number of candidates in that examination session. Only data for the first examination session in each year is presented. The four figures below present the registration data for the subjects at AM level.

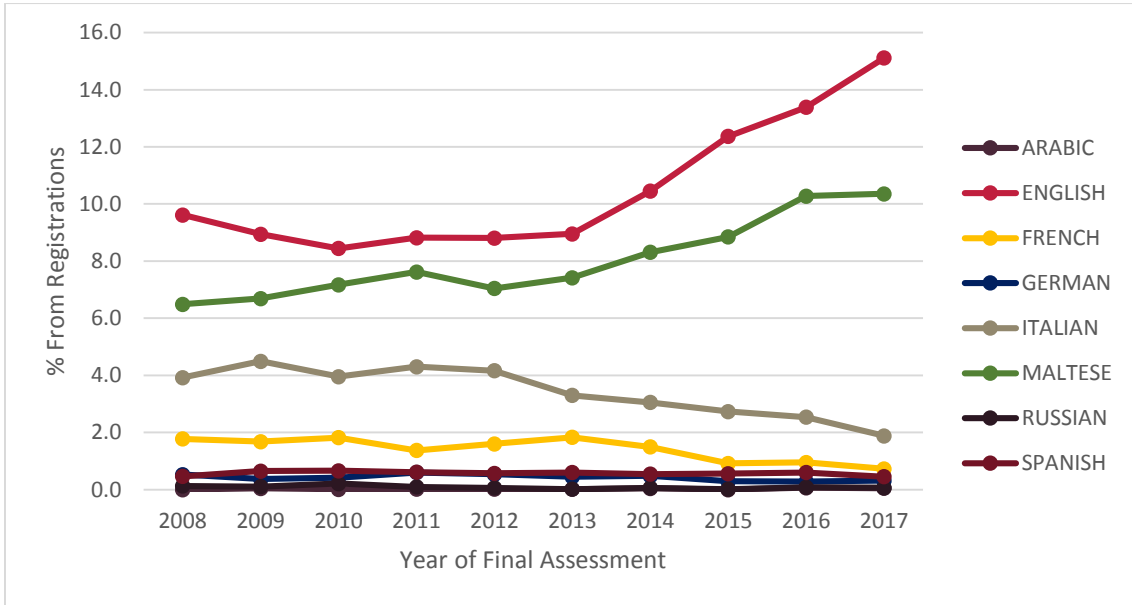


Figure 6.4: Trends in Registrations: AM Group 1 Subjects

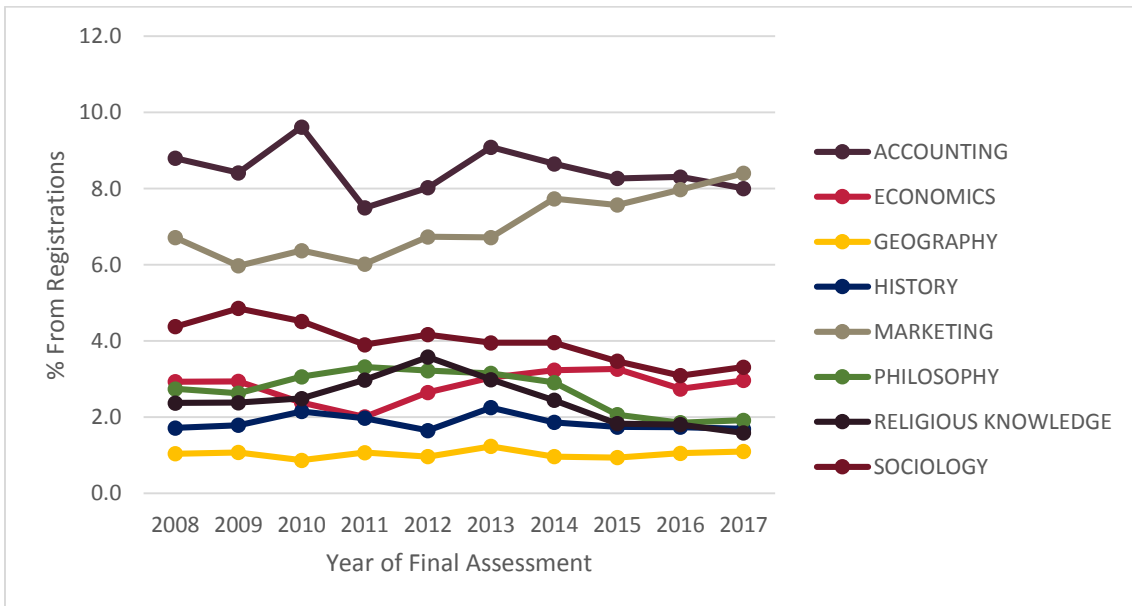


Figure 6.5: Trends in Registrations: AM Group 2 Subjects

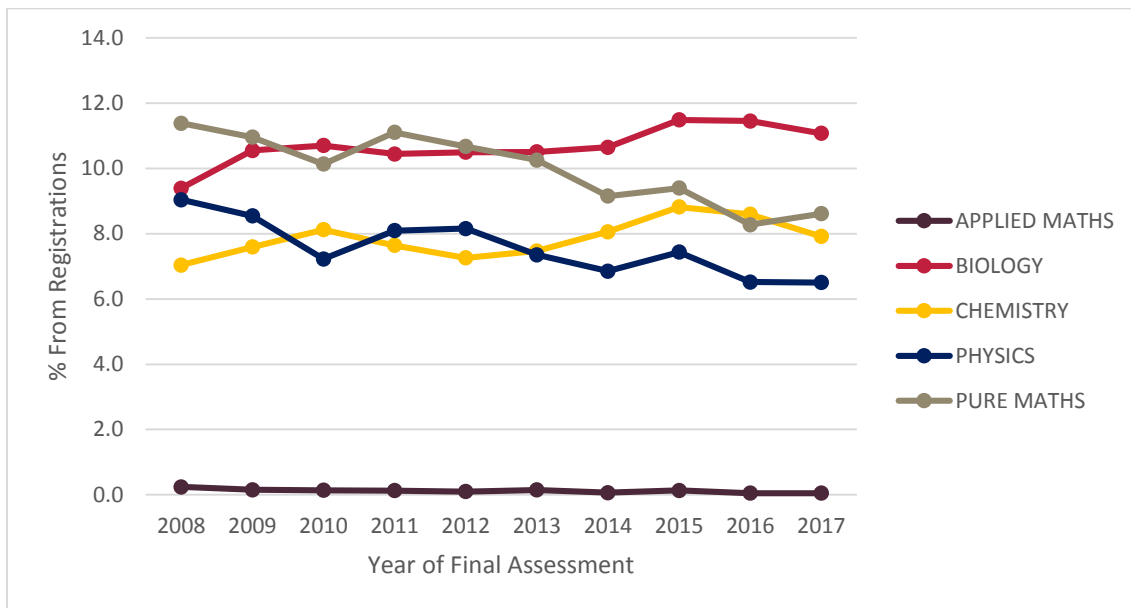


Figure 6.6: Trends in Registrations: AM Group 3 Subjects

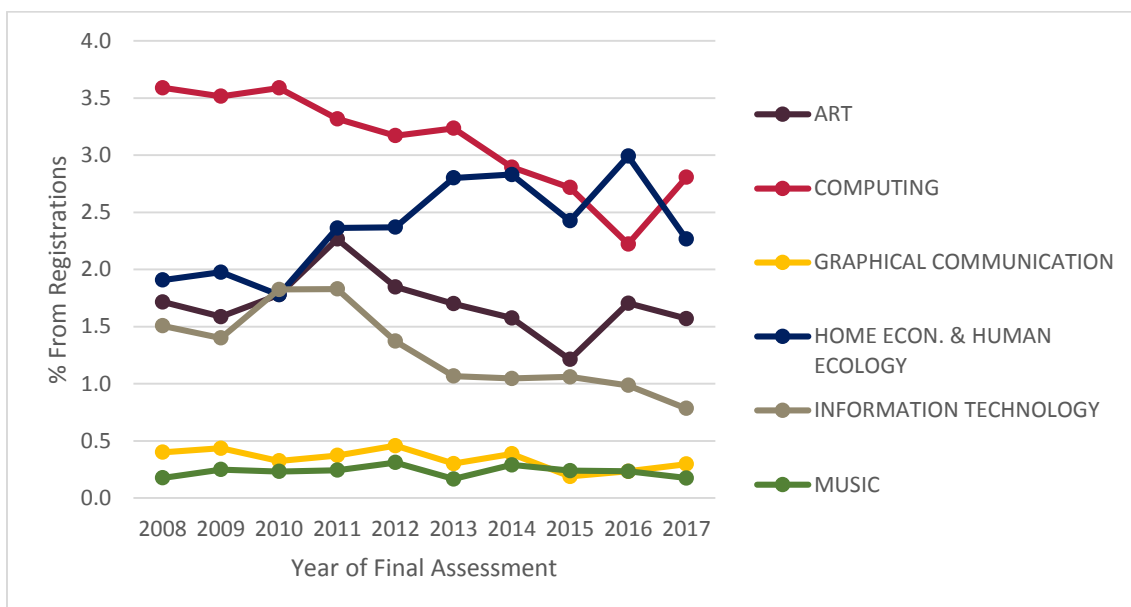


Figure 6.7: Trends in Registrations: AM Group 4 Subjects

From the figures above, the following trends are noted:

- The popularity of the two national languages is increasing at AM level. However, the popularity of all other language subjects seems to be decreasing.
- The popularity of Group 2 subjects is lower than that of Group 1 and Group 3 subjects. The popularity of most subjects appears to be decreasing. The popularity of AM Marketing has increased from 384 candidates in 2009 to 482 candidates in 2017.

- There are small shifts in the popularity of Group 3 subjects, but the popularity of chemistry and biology seems to be increasing although there have been small drops as from 2015. The opposite is true for physics and pure mathematics. While 15 candidates applied for AM Applied Mathematics in 2008, 3 did so in 2016 and 2017.
- Group 4 subjects are small entry subjects. Thus, when illustrated, shifts in popularity might be inflated. For instance, the popularity of Home Economics and Human Ecology has changed from 119 candidates in 2008 to 179 candidates in 2016 and 130 candidates in 2017. Computing appears to be waning in popularity.

The figures below represent the same information but for Intermediate Matriculation level subjects.

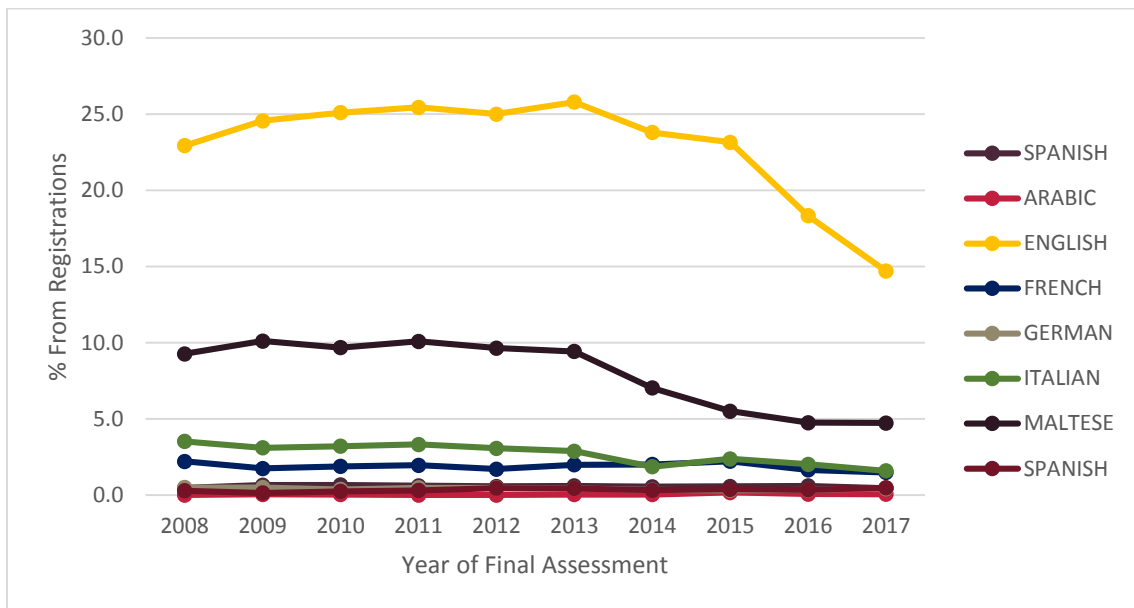


Figure 6.8: Trends in Registrations: IM Group 1 Subjects

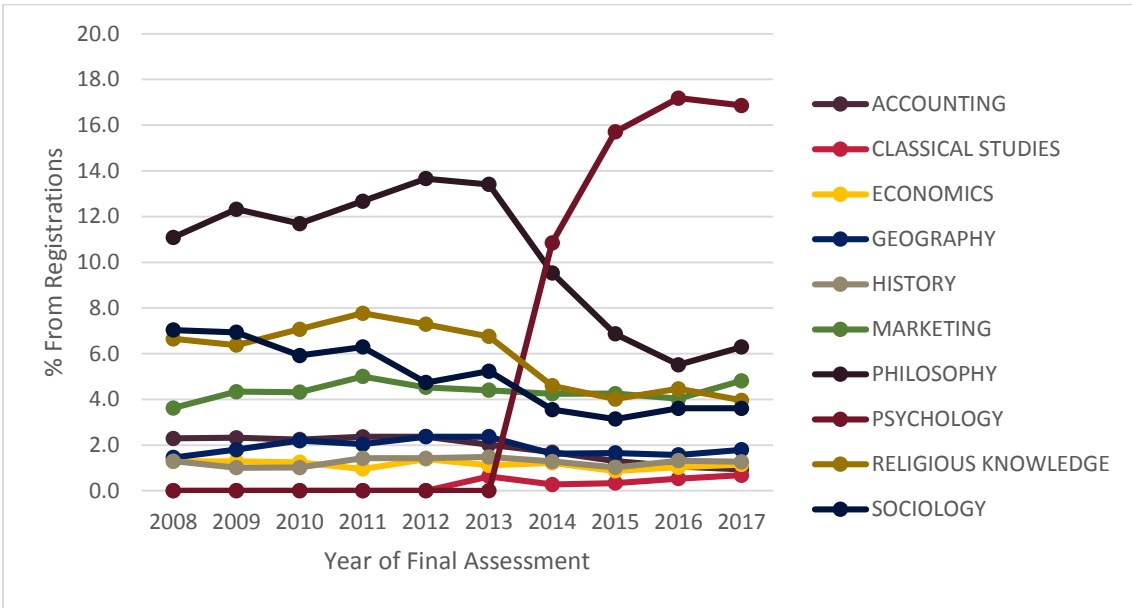


Figure 6.9: Trends in Registrations: IM Group 2 Subjects

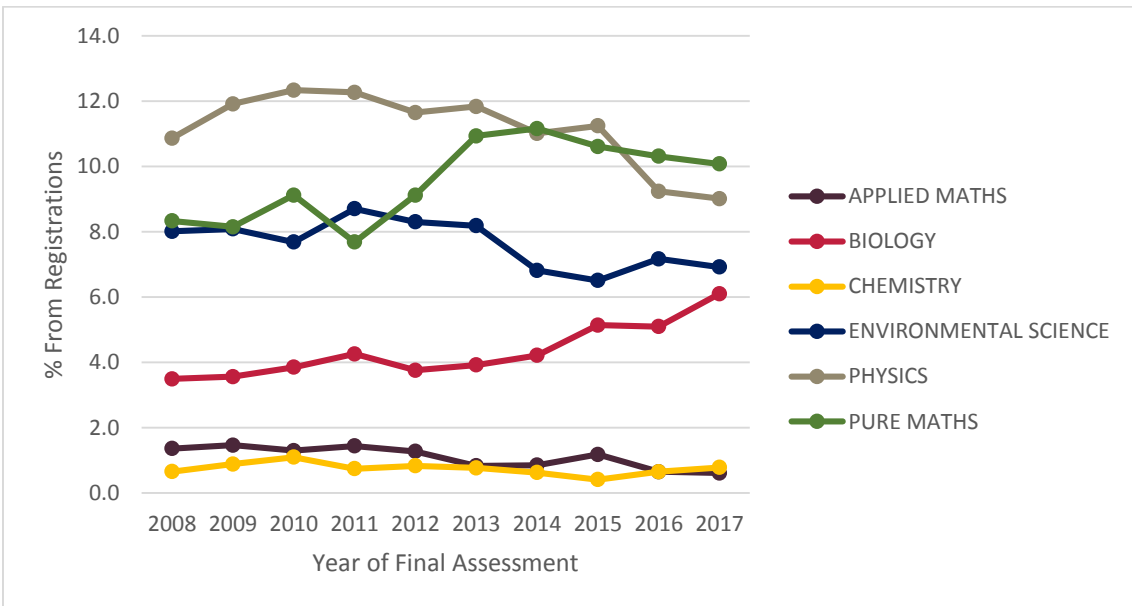


Figure 6.10: Trends in Registrations: IM Group 3 Subjects

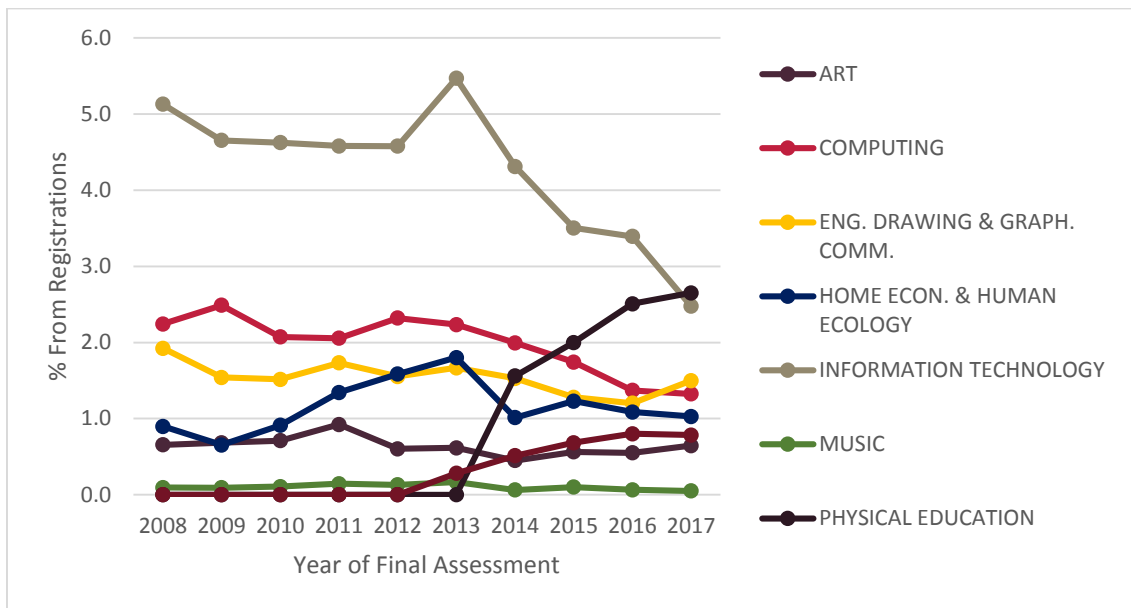


Figure 6.11: Trends in Registrations: IM Group 4 Subjects

From the figures above, the following trends are noted:

- The introduction of IM Psychology (Group 2) and IM Physical Education (Group 4) in 2013 appears to have had a considerable effect on other subjects at IM level. The popularity of the following IM level subjects has decreased considerably from 2013: IM English, IM Maltese, IM Philosophy, IM Religious Knowledge, IM Computing, and IM Information Technology. These shifts can be attributed to the displacement effects of new subject choices. However, as the popularity of AM Maltese and English have increased as from approximately 2013, a displacement from the national languages at IM level to AM level might have occurred.
- For IM Group 3 subjects, the popularity of Physics and Environmental Science seems to be waning while the percentage candidates for Biology and Pure Mathematics have increased. Chemistry and Applied Mathematics are small entry subjects. There are no sudden drop in registrations in Group 3 subjects coinciding with the entry of IM Physical Education and IM Psychology.

The following figure shows the percentage candidates applying for IM Systems of Knowledge in the first session. Candidates need to obtain a pass in IM Systems of Knowledge to qualify for the Matriculation Certificate. Thus, candidates who did not sit for IM Systems of Knowledge were not attempting to qualify for the Matriculation Certificate in that session of examinations. With the change in regulations in 2012, the percentage of candidates registering for IM Systems of Knowledge in the first examination session has decreased by a few percentage points.



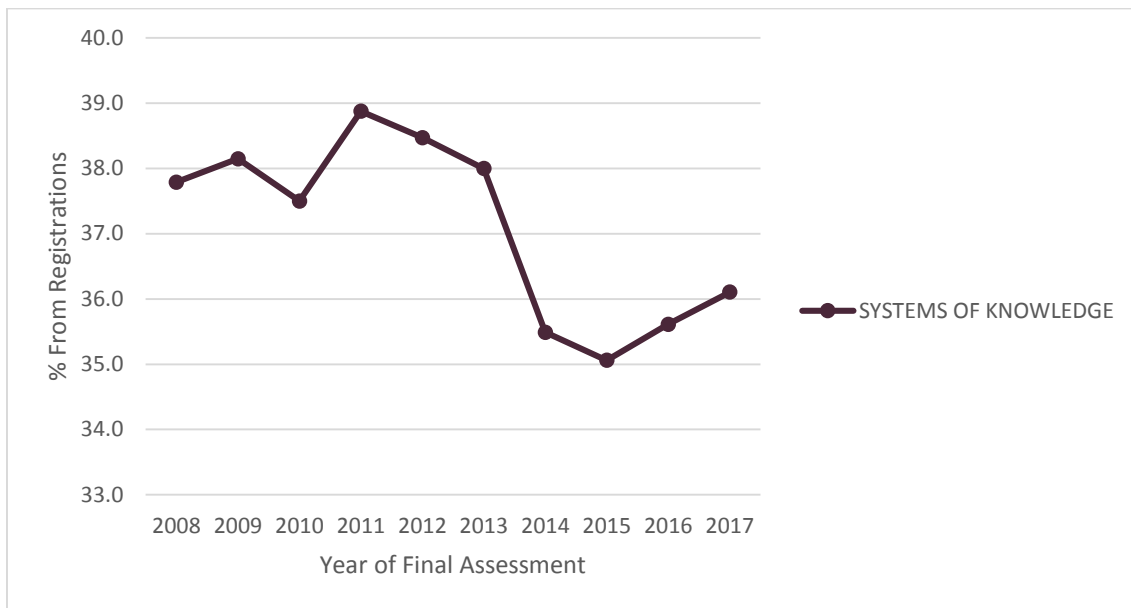


Figure 6.12: Trends in Registrations: IM Systems of Knowledge

### 6.03.Passes in 2017

This section brings together the main statistical results of the 2017 first and second examination sessions. These include the number of all candidates who qualified for the Matriculation Certificate in 2017 and, separately, the number of candidates of the 1999 cohort who qualified for the Matriculation Certificate. These are presented in Table 6.1.

Table 6.1: Matriculation Certificates Awarded in 2017 (First and Second Sessions)

Cohort	Males	Females	Total
All Candidates	709	958	1667
1999 Cohort	521	761	1282

When the results of the 1999 cohort in both examination sessions are aggregated, it is found that 29.8% of the 4,308 children of that cohort qualified for the Matriculation Certificate in 2017. This percentage is an average result which when analysed by gender shows that the successful candidates consist of only 23.9% of males as against 35.8% of females born in 1998. The percentage of 18-year-olds qualifying for the Matriculation Certificate is the highest since 2004. Figure 6.13 shows the percentage of the 18-year-olds' cohort who qualified for the Matriculation Certificate as from 2001.

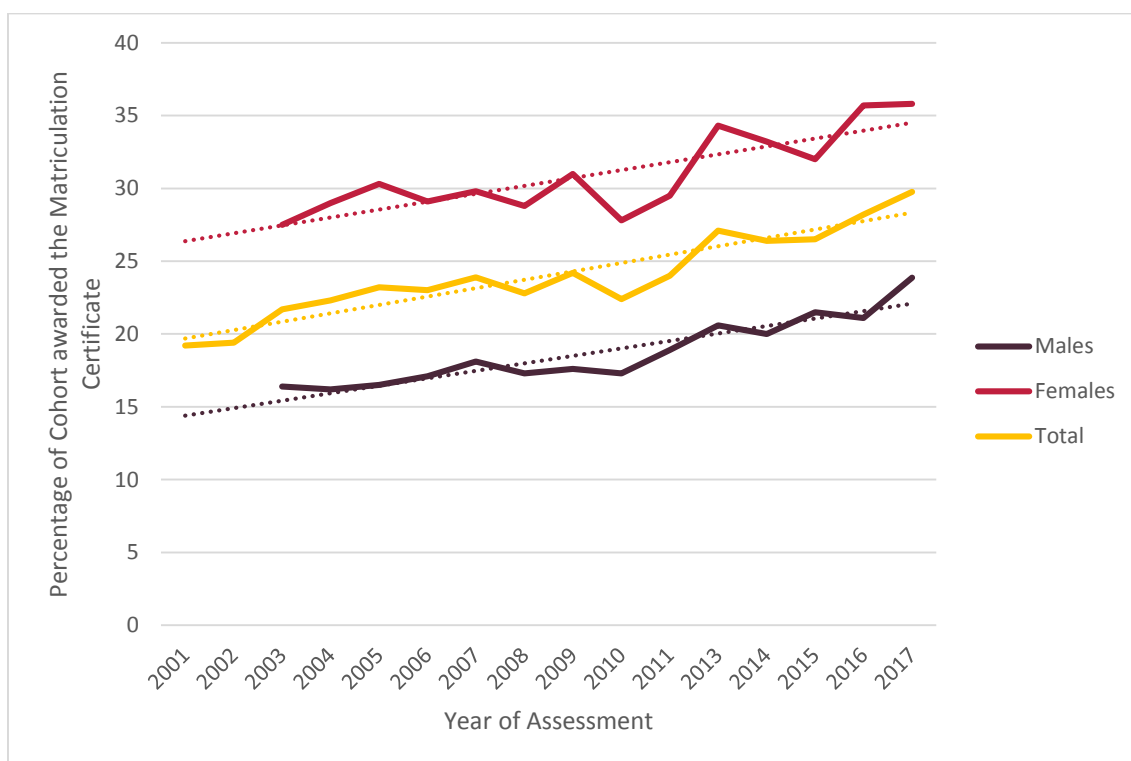


Figure 6.13: Percentage of the 18-year-old cohort who qualified for the Matriculation Certificate, by Year of Assessment and Gender

The overall percentage of the 18-year-old cohort qualifying for the Matriculation Certificate has exceeded 25% after the change in regulations in 2012. While in the eight years before the change in regulations, an average of 23.2% of the population used to gain the necessary entry requirements for University, in the four years after the change in regulations 27.6% did so. The difference between males and females in this regard changes abruptly. In 2017, 11.9% more females than males qualified for the Matriculation Certificate. The average difference between males and females qualifying for the Matriculation Certificate as from 2004 is of 12.3% in favour of females.

Table 6.2 indicates the percentage passes in the different subjects at Advanced Level in 2017 in both examination sessions separately. Table 6.3 presents similar data for the Intermediate level subjects. The percentage pass rate is usually higher in the first session than in the second session. In 2017, these rates average at 78.8% and 72.5% respectively for Advanced Matriculation subjects and 77.5% and 74.8% respectively for Intermediate Matriculation subjects.

Table 6.2: Passes in Advanced Level Subjects in 2017 (First and Second Sessions)

Subject	May Session			September Session		
	Registered	Grades A-E		Registered	Grades A-E	
		N	%		N	%
Accounting	459	298	64.9	110	59	53.6
Applied Mathematics	3	2	66.7	3	0	0.0
Arabic	3	2	66.7	1	0	0.0
Art	90	70	77.8	19	14	73.7
Biology	635	545	85.8	57	32	56.1
Chemistry	454	373	82.2	29	25	86.2
Computing	161	135	83.9	38	34	89.5
Economics	170	141	82.9	21	15	71.4
English	867	642	74.0	210	153	72.9
French	42	37	88.1	10	8	80.0
Geography	63	62	98.4	3	3	100.0
German	18	16	88.9	5	5	100.0
Graphical Comm.	17	15	88.2	3	3	100.0
History	97	81	83.5	12	6	50.0
Home Ec. & Human Ecology	130	118	90.8	18	16	88.9
Information Technology	45	36	80.0	4	4	100.0
Italian	108	82	75.9	13	10	76.9
Maltese	594	520	87.5	179	151	84.4
Marketing	482	318	66.0	159	109	68.6
Music	10	10	100.0	3	3	100.0
Philosophy	110	76	69.1	22	16	72.7
Physics	373	316	84.7	39	34	87.2
Pure Mathematics	494	328	66.4	123	80	65.0
Religious Knowledge	91	70	76.9	26	22	84.6
Russian	4	4	100.0	3	1	33.3
Sociology	190	149	78.4	29	15	51.7
Spanish	26	23	88.5	1	1	100.0

An analysis of Table 6.2 indicates that in Advanced level subjects the pass rates differ substantially between subjects as shown below. No subject at Advanced Matriculation level had a pass rate lower than 60% in 2017.

Pass rate (First Session)	AM Level Subjects
90% - 100%	Geography, Home Economics & Human Ecology, Music, Russian,
80% - 89%	Biology, Chemistry, Computing, Economics, French, German, Graphical Communication, History, Maltese, Physics, Spanish,
70% - 79%	Art, English, Italian, Overall, Religious Knowledge, Sociology,
60% - 69%	Accounting, Applied Mathematics, Arabic, Marketing, Philosophy, Pure Mathematics.

Table 6.3: Passes in Intermediate Level Subjects in 2017 (First and Second Sessions)

Subject	May Session			September Session		
	Registered	Grades A-E		Registered	Grades A-E	
		N	%		N	%
Accounting	54	44	81.5	33	27	81.8
Applied Mathematics	34	27	79.4	12	5	41.7
Arabic	3	3	100.0	1	1	100.0
Art	37	32	86.5	5	1	20.0
Biology	350	228	65.1	197	180	91.4
Chemistry	45	30	66.7	16	8	50.0
Classical Studies	39	19	48.7	4	3	75.0
Computing	76	65	85.5	33	27	81.8
Economics	66	52	78.8	24	19	79.2
Eng. Drawing & Graph. Comm.	86	64	74.4	24	18	75.0
English	843	696	82.6	698	616	88.3
Environmental Science	397	316	79.6	178	120	67.4
French	85	78	91.8	39	37	94.9
Geography	103	78	75.7	39	26	66.7
German	24	22	91.7	19	18	94.7
History	73	63	86.3	19	18	94.7
Home Ec. & Human Ecology	59	51	86.4	56	46	82.1
Information Technology	142	132	93.0	24	19	79.2
Italian	91	74	81.3	55	51	92.7
Maltese	271	218	80.4	120	83	69.2
Marketing	276	226	81.9	186	139	74.7
Music	3	3	100.0	1	1	100.0
Philosophy	361	271	75.1	108	70	64.8
Physical Education	152	123	80.9	53	42	79.2
Physics	517	389	75.2	207	161	77.8
Psychology	967	701	72.5	321	222	69.2
Pure Mathematics	579	392	67.7	254	172	67.7
Religious Knowledge	227	149	65.6	131	114	87.0
Sociology	207	152	73.4	97	78	80.4
Spanish	27	22	81.5	2	1	50.0
Systems of Knowledge	2071	1690	81.6	397	182	45.8
Theatre & Performance	45	31	68.9	8	7	87.5

An analysis of Table 6.3 indicates that in Intermediate Level subjects the pass rates differ substantially between subjects as shown below. Subjects with relatively very large or small percentage pass rates tend to be small entry subjects (e.g. Arabic, Music, Classical Studies).

Pass rate (First Session)	AM Level Subjects
90% - 100%	Arabic, French, German, Information Technology, Music,
80% - 89%	Accounting, Art, Computing, English, History, Home Economics & Human Ecology, Italian, Maltese, Marketing, Physical Education,
70% - 79%	Applied Mathematics, Economics, Eng. Drawing & Graphical Comm., Environmental Science, Geography, Philosophy, Physics, Psychology,
60% - 69%	Biology, Chemistry, Pure Mathematics, Religious Knowledge,
<50%	Classical Studies.

The figure that follows shows mean pass rates for the sessions from 2013 onwards. Although the mean pass rates for 2017 are generally higher than last year's, there seems to be no particular trend in pass rates. Also, difference in mean pass rate between years is minimal, changing from 77.5% (IM 2017) to 80.6 (IM 2015, IM 2013) for the first session and from 66.3% (IM 2014) to 75.3 (AM 2015) for the second session.

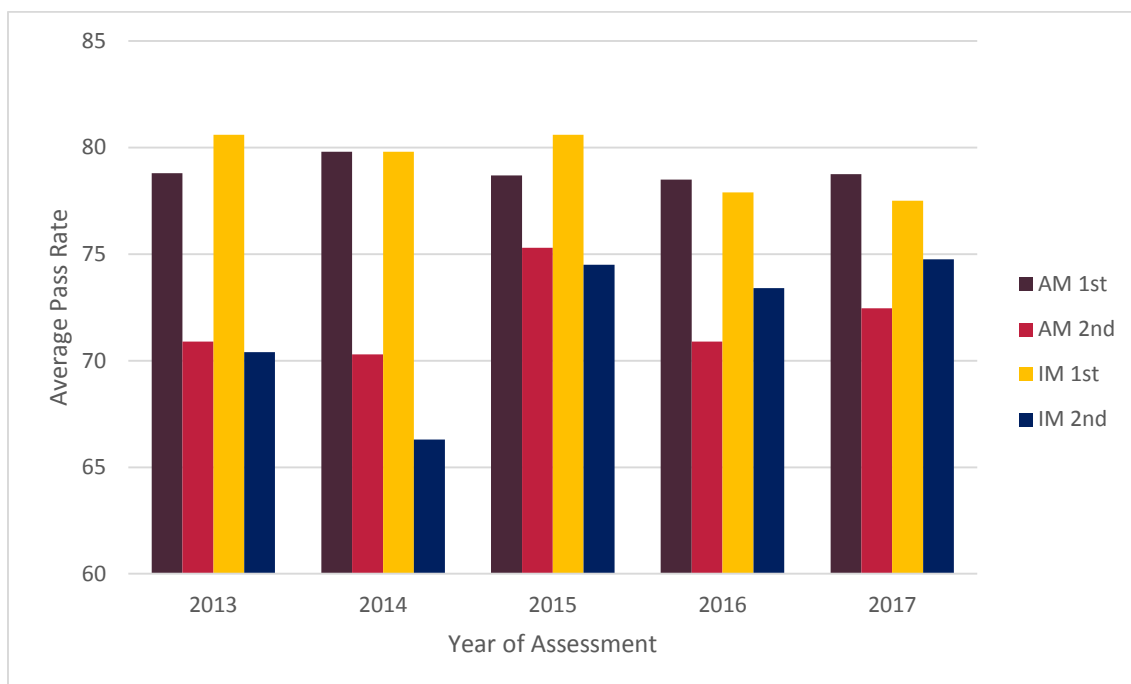


Figure 6.14: Mean Percentage Pass Rate, by Year, Session and Level

## 6.04. Revision of Papers

The numbers of candidates applying for Revision of Papers from 2004 to 2017 are shown in Table 6.4. The table that follows, Table 6.5, shows the percentage of these applicants who had their grade revised. The two figures that follow represent this data graphically.

Table 6.4: Percentage Applications for Revision of Papers by Year, Session and Level

Year	First Session		Second Session	
	Advanced Matriculation (AM)	Intermediate Matriculation (IM)	Advanced Matriculation (AM)	Intermediate Matriculation (IM)
2004	8.1	3.9	7.3	5.9
2005	7.7	3.5	6.8	7.2
2006	5.9	2.7	9.6	8.0
2007	6.8	3.6	7.0	5.8
2008	5.5	4.4	5.7	4.3
2009	5.2	3.0	6.6	4.2
2010	6.2	4.1	7.3	6.3
2011	7.4	4.0	7.4	6.2
2013	8.2	4.0	2.9	4.2
2014	7.5	3.5	7.1	6.0
2015	8.5	3.1	5.5	2.7
2016	7.9	3.0	4.8	3.4
2017	6.9	3.1	8.2	5.9

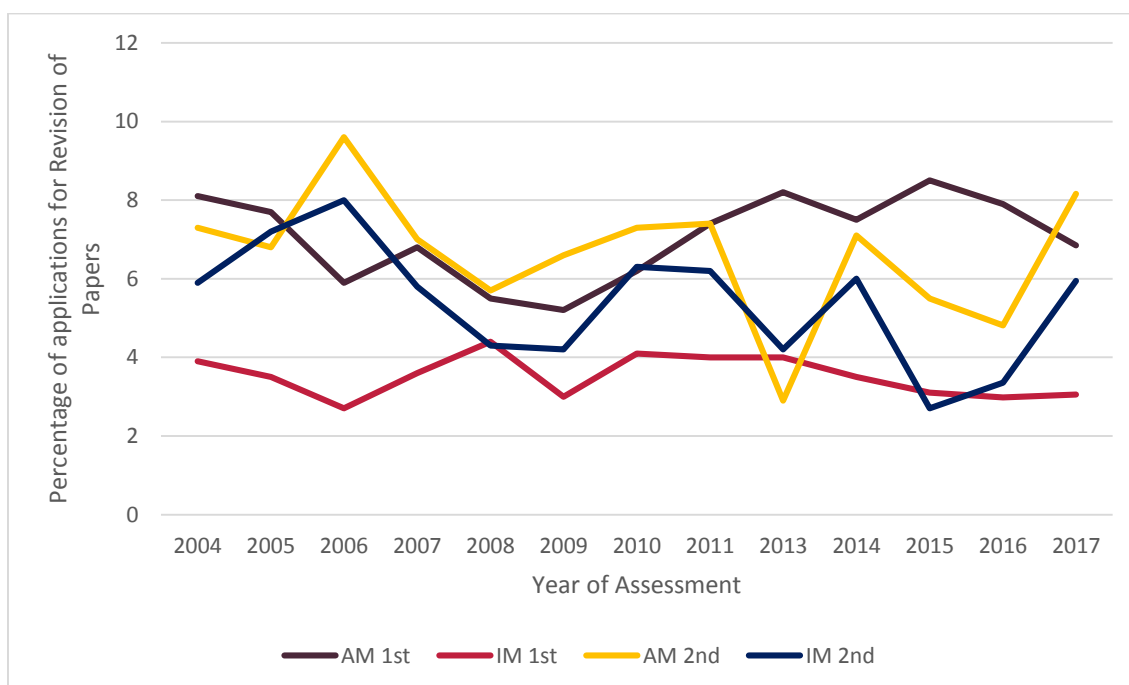


Figure 6.15: Percentage Applications for Revision of Papers by Year, Session and Level

Figure 6.15 suggests that the percentage of candidates applying for Revision of Papers has followed no particular trend across the years from 2004 to 2017. Drops and peaks along the years seem rather random. The percentage of candidates applying for Revision of Papers ranges from 2.7% (IM 1<sup>st</sup> 2006, IM 2<sup>nd</sup> 2015) to 9.6% (AM 2<sup>nd</sup> 2006). Usually, the percentage of candidates applying for Revision of Papers is higher for Advanced Matriculation subjects. The percentages of candidates requesting revision of papers following the 2017 second session is relatively high.

*Table 6.5: Percentage Upgrades from Revision of Papers by Year, Session and Level*

Year	First Session		Second Session	
	Advanced Matriculation (AM)	Intermediate Matriculation (IM)	Advanced Matriculation (AM)	Intermediate Matriculation (IM)
2004	4.0	4.6	1.3	3.1
2005	2.5	3.0	4.8	1.3
2006	2.9	6.6	0.9	22.8
2007	2.5	8.4	2.7	0
2008	2.1	3.1	6.0	0
2009	4.9	4.5	3.4	2.4
2010	4.9	3.5	1.4	7.5
2011	3.5	3.0	2.9	1.5
2013	4.3	5.8	0	0
2014	4.3	5.0	0	1.6
2015	1.0	7.7	2.8	11.4
2016	3.0	7.2	4.8	2.5
2017	3.6	7.9	0	10.5

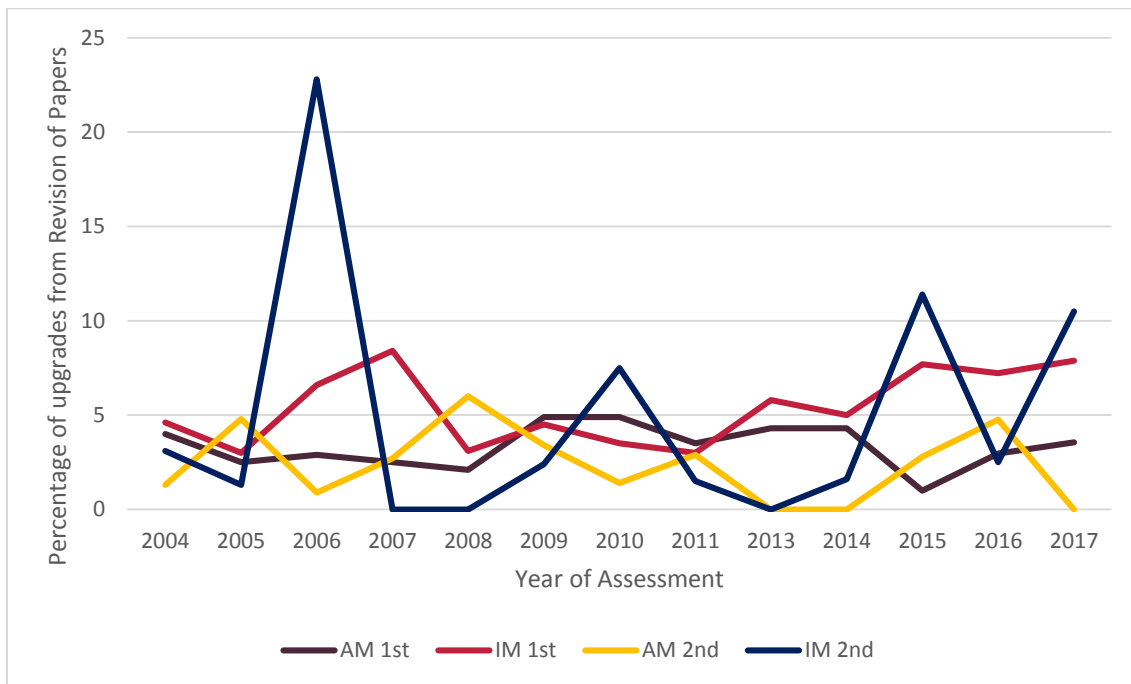


Figure 6.16: Percentage Upgrades from Revision of Papers by Year, Session and Level

Figure 6.16 suggests that the percentage of upgrades from Revision of Papers has also followed no particular trend across the years from 2004 to 2017. Increased percentage of upgrades in IM subjects for the 2006 and 2010 second sessions roughly coincide with an increased percentage of applications for Revision of Papers in these sessions (Table 6.4). The increased percentage of upgrades in IM subjects for 2017 second session is explained by a number of upgrades resulting from MATSEC's internal quality assurance exercises. These upgrades, although not a direct result of Revision of Papers, are listed as such. The percentage of upgrades from Revision of Papers ranges from 0% (five instances) to 22.8% (IM 2<sup>nd</sup> 2006).



## **7. CONCLUSION**

This report has been produced with the intention of providing valid and reliable information about various aspects of the 2017 Matriculation Examination sessions. The emphasis is on both the presentation of the information as well as on important analyses that are possible as a result of this information. The report also makes it possible for individuals and institutions to carry out further analyses on the data presented. This report may also be used as a basis of an evaluation of the Matriculation Certificate system of examinations that has been in operation for more than twenty years to date. Trends from the change in regulations in 2012 are also visible.

Comments on this report and any recommendations on improving this or similar documents published by the MATSEC Support Unit are welcome. These are to be addressed to Mr. Gilbert John Zahra, Principal Assessment Research and Development Officer, MATSEC Support Unit, University of Malta on Tel: 2340 3965 or email: [gilbert.j.zahra@um.edu.mt](mailto:gilbert.j.zahra@um.edu.mt).

## **APPENDIX A**

Timetables for 2017 First and Second Examination Sessions

**UNIVERSITY OF MALTA**  
**Matriculation and Secondary Education Certificate Examinations Board**  
**May 2017 Session Timetable**

Date	Advanced Matriculation		Intermediate Level		Secondary Education Certificate	
	8:00 a.m.	4:00 p.m.	8:00 a.m.	4:00 p.m.	8:00 a.m.	4:00 p.m.
Thursday 27 April	Economics I	Home Economics I	Economics		Economics I	Home Economics I
Friday 28 April	Economics II	Home Economics II		Home Economics	Economics II	Home Economics II
Saturday 29 April	Physics I	Physics II	Environmental Science	Physics	Physics I	Physics II
Tuesday 2 May		Russian (Spanish (Lit.) (3.00 p.m.)	Systems of Knowledge	Spanish (Lit.) (4.00 p.m.)		Design & Technology II
Wednesday 3 May		Eng Draw/Graph Comm I	Theatre and Performance	Eng Draw & Graph Comm	Graphical Communication I	Graphical Communication II
Thursday 4 May	History I, Eng Draw/Graph Comm II	Accounting I		Accounting	History I	Accounting (Business Studies I)
Friday 5 May	History II	Accounting II	History		History II	Accounting (Business Studies II)
Saturday 6 May	Pure Mathematics I	Pure Mathematics II	Pure Mathematics		Mathematics I	Mathematics II
Monday 8 May	History III	Biology I		Biology	Commerce I	Biology I
Tuesday 9 May	French IV & I	Biology II			European Studies (Textiles & Design I)	Biology II
Wednesday 10 May	Arabic II	Biology III	Arabic		Arabic II/Commerce II	French I
Thursday 11 May	Russian II	Arabic III/Russian II/Italian I Part I (3.00 p.m.)	Russian	Italian (Lit.) (5.00 p.m.)	Greek (Russian (Class. Cult. & Civil. I)	European Studies (Textiles & Design II)
Friday 12 May	Maltese I, Applied Mathematics I	French II	Applied Mathematics	French		French II
Saturday 13 May	Maltese II, Applied Mathematics II	Maltese III	Maltese		Maltese I	Maltese II
Monday 15 May	Computing I, Info Tech I	French III			Computing I	English Literature I
Tuesday 16 May	Computing II, Info Tech II	Philosophy I	Computing/Info Tech		Computing II	
Wednesday 17 May	German I	German II, Greek I	Greek	German (Lit.) (3.00 p.m.)	German I	English Literature II
Thursday 18 May	Philosophy II	German III, Greek II	Philosophy	German	Greek (Russian (Class. Cult. & Civil. II)	German II
Friday 19 May		Italian II	Psychology	Italian		Italian I
Saturday 20 May	English I	English II	English		English Language I	English Language II
Monday 22 May	Geography I	English III			Geography I	Italian II
Tuesday 23 May	Geography II	Geography III	Geography		Geography II	Environmental Studies I
Wednesday 24 May	Spanish I, Latin I	Italian III	Latin/Classical Studies		Spanish (Latin I)	
Thursday 25 May	Spanish II, Latin II	Italian IV	Spanish		Spanish (Latin II)	Environmental Studies II
Friday 26 May	Spanish III	Chemistry I	Physical Education		Physical Education II	
Saturday 27 May	Religious Knowledge I	Religious Knowledge II	Religious Knowledge		Religious Knowledge I	Religious Knowledge II
Monday 29 May	Music Paper 3 (performance/composition)	Sociology I			Social Studies I	Social Studies II
Tuesday 30 May	Music II (Part II)	Chemistry II		Chemistry	Chemistry I	Chemistry II
Wednesday 31 May	Sociology II	Music I	Sociology	Music (Part II)	Music I (Part I)	Music II
Thursday 1 June	Sociology III	Marketing I		Marketing	Music I (Part II)	Music I (Part II)
Friday 2 June	Marketing II	Art II	Music (Parts I & II)	Music (Part II cont.)		Art II
Saturday 3 June	Art I	Art II	Art		Art I	Art I (cont.)

Following registration, candidates will be informed individually about:

1. SEC Listening Comprehension/Dictation (Group Examinations)
2. SEC Reading, Conversation, Role Play, etc. (Individual Oral Examinations)
3. Advanced Matriculation Oral Examinations

4. Advanced Matriculation Music Oral/Rural examinations
5. Advanced Matriculation Biology, Chemistry and Physics Practicals

**Oral Examinations:**

SEC Listening Comprehension/Dictation will be held as follows: Thursday 16 March - German and Russian; Friday 17 March - Spanish and Arabic; Saturday 18 March - English; Saturday 25 March - Italian; Saturday 1 April - French.

SEC Reading & Conversation will be held as follows: 13, 14, 15 March - German, Spanish, Russian and Arabic; 20, 21, 22, 23, 24, 27 March - Maltese and Italian; 3, 4, 5, 6, 10, 11 April - English and French.

Intermediate Matriculation Orals will be as follows: 21, 22, 23, 24, 27 March - English; 28 March - German, Spanish, Russian and Arabic; 30 March - French; 1 April - Italian; 3, 4, 5, 6 April - Maltese; 5, 6, 8, 9, 12, 13 June - Theatre and Performance.

Advanced Matriculation Orals will be as follows: 11 March - Maltese; 13, 14, 15, 16, 17 March - English; 20 March - French; 29 March - Arabic, German, Spanish and Russian; 8 April - Italian; 30 May - Music Paper 2 Part I.

**Practical Examinations:**

Advanced Matriculation Practicals will be as follows: 6 June - Physics; 9 June - Biology; 15 June - Chemistry

**Physical Education:**

SEC P.E. candidates are to indicate their choice of activities on the on-line form.

SEC Activities will be held as follows: 22, 23, 24, 27, 28, 29, 30 March - Athletics, Games, Gym and Dance; 5, 6, 8, 9 June - Swimming.

Intermediate Matriculation activities will be held as follows: 22, 23, 29, 30 March.

Candidates will receive their index number and Accommodation for Oral and Written Examinations in due course.

*Matriculation and Secondary Education Certificate Examinations Board  
MAY 2017 SESSION  
Coursework and Portfolios*

***SECONDARY EDUCATION CERTIFICATE LEVEL***

Heads of School are to send the school-based assessment marks for the subjects outlined below to MATSEC by Friday 10<sup>th</sup> March 2017.

In due course, each respective school will be sent sheets for the candidates' assessment marks to be filled in. Moderation of coursework in schools will take place between Monday 13<sup>th</sup> March 2017 and Tuesday 4<sup>th</sup> April 2017 both days inclusive.

Private candidates are to present their coursework for the subjects outlined below to MATSEC or the Examinations Department Victoria, Gozo between Monday 27<sup>th</sup> February 2017 and Friday 10<sup>th</sup> March 2017 both days inclusive between 8.00 am and 12.00 noon or 2.00 pm and 4.00 pm.

Art, Biology, Business Studies, Chemistry, Computer Studies, Design and Technology, Environmental Studies, European Studies, Geography, Home Economics, Physical Education, Physics and Textiles & Design.

SEC Art candidates are to indicate whether for Paper I – Work from Observation – they will be choosing Option (a) Still-life, composed of Man-made and Natural forms, or Option (b) the Human Figure. Candidates are to indicate this choice on the application form.

The Art General Themes will be published in the Notices section of the MATSEC website by the 12<sup>th</sup> May 2017.

***INTERMEDIATE MATRICULATION LEVEL***

Candidates sitting for Music are to present two copies of the composition (if chosen) to MATSEC or the Examinations Department Victoria, Gozo by Friday 28<sup>th</sup> April 2017.

Heads of School are to send the school-based assessment marks for Computing, Information Technology and Systems of Knowledge to MATSEC by Friday 10<sup>th</sup> March 2017. Moderation of coursework in schools will take place between Monday 13<sup>th</sup> March 2017 and Tuesday 4<sup>th</sup> April 2017 both days inclusive.

All candidates sitting for Art, and Private candidates sitting for Computing, Information Technology and Systems of Knowledge are to present their project to MATSEC or the Examinations Department Victoria, Gozo by Friday 10<sup>th</sup> March 2017 between 8.00 am and 12.00 noon or 2.00 pm and 4.00 pm.

IM Art candidates are to indicate whether for Part II Section A – Work from Observation – they will be choosing Option (i) Still-life with Man-made and Natural forms or Option (ii) the Human Figure. Candidates will receive the form on which to indicate this choice from the Examinations Department by post.

***ADVANCED MATRICULATION LEVEL***

Candidates sitting for Music are to present two copies of the composition (if chosen) to MATSEC or the Examinations Department Victoria, Gozo by Friday 28<sup>th</sup> April 2017.

Heads of School are to send the school-based assessment marks for Computing, Information Technology, Geography and Home Economics to MATSEC by Friday 10<sup>th</sup> March 2017. Moderation of coursework in schools will take place between Monday 13<sup>th</sup> March 2017 and Tuesday 4<sup>th</sup> April 2017 both days inclusive.

All candidates sitting for Art, and Private candidates sitting for Computing, Information Technology, Geography and Home Economics are to present their project to MATSEC or the Examinations Department Victoria, Gozo by Friday 10<sup>th</sup> March 2017 between 8.00 am and 12.00 noon or 2.00 pm and 4.00 pm.

### ***INTERMEDIATE MATRICULATION LEVEL ART EXAMINATIONS***

The starting points of the IM Art Thematic Project Work will be published in the Notices section of the MATSEC website by 6<sup>th</sup> April 2017. Candidates are to present this work on Monday 5<sup>th</sup> June 2017 between 8.00 am and 12.00 noon or 2.00 pm and 4.00 pm at MATSEC or the Examinations Department Victoria, Gozo. Reference should be made to the respective syllabi for further details about each subject including folders required.

### ***ADVANCED MATRICULATION LEVEL ART EXAMINATIONS***

The starting points of the AM Art Thematic Project Work will be published in the Notices section of the MATSEC website by 6<sup>th</sup> April 2017. The Thematic Project Work must be handed in at the end of the AM ART Paper I (Extended Thematic Project) examination session in a folder.

Reference should be made to the respective syllabi for further details about each subject including folders required.

All coursework submitted by private candidates will be assessed by the Board of Examiners for the subject. With the exception of IM and AM Art, it is to be presented in a special folder obtainable from MATSEC.

All candidates may be called for an interview regarding their coursework. Interviews will be held between Monday 27<sup>th</sup> March 2017 and Wednesday 26<sup>th</sup> April 2017 both days inclusive. Specific dates will be scheduled per subject (where applicable). Interviews related to a particular subject cannot be scheduled outside the dates pertaining to the subject concerned.

Coursework presented to MATSEC is to be collected between Thursday 24<sup>th</sup> August 2017 and Friday 25<sup>th</sup> August 2017 between 8.00 am and 12.30 pm.

The MATSEC Board reserves the right to keep any of the works submitted by candidates.

### ***ACCESS ARRANGEMENTS***

Candidates are to apply for Exam Access Arrangements by Friday 11<sup>th</sup> November 2016.

Late applications for Exam Access Arrangements will only be accepted with late registrations on the 10<sup>th</sup> and 11<sup>th</sup> January 2017.

No applications for Exam Access Arrangements beyond the 11<sup>th</sup> January 2017 will be accepted even if applicants are allowed to register for the May examination session.

---

**MATSEC WILL NOT MAKE ANY ARRANGEMENTS IN CASE OF CLASHES WITH EXAMINATIONS OF OTHER BOARDS.**

**COLLEGES/SCHOOLS ARE ADVISED TO TAKE NOTE OF EXAMINATION DATES BEFORE STAGING SCHOOL ACTIVITIES FOR CANDIDATES SITTING FOR MATSEC EXAMINATIONS ON THE PRESCRIBED DATES AS ALTERATIONS WILL NOT BE CONSIDERED.**

**REGISTRATIONS WILL BE OPEN BETWEEN 31<sup>ST</sup> OCTOBER 2016 AND 11<sup>TH</sup> NOVEMBER 2016. TO REGISTER CANDIDATES ARE TO APPLY ONLINE THROUGH THE [exams.gov.mt](http://exams.gov.mt) WEBSITE.**

**LATE APPLICATIONS WILL BE ACCEPTED ON 10<sup>TH</sup> AND 11<sup>TH</sup> JANUARY 2017. ADDITIONAL FEES APPLY.**





**TIMETABLE – September 2017 Session**

Date	Secondary Education Certificate			Intermediate Matriculation			Advanced Matriculation
Wednesday 30-Aug-2017	Biology, Chemistry, Physics	09:00	PI	Physical Education practical exam	a.m. or p.m.	Biology, Chemistry, Physics practical exams	a.m. or p.m.
		16:00	PII				
Thursday 31-Aug-2017				Group I subjects	09:00		
				Group III subjects	16:00		
Friday 01-Sep-2017				Group IV subjects	09:00		
				Group II subjects	16:00		
Saturday 02-Sep-2017	English Language	09:00	PI				
		16:00	PII				
Monday 04-Sep-2017	Maltese	09:00	PI			Paper I – All Subjects	09:00
		16:00	PII				
Tuesday 05-Sep-2017				Systems of Knowledge	16:00	Paper II – All Subjects	09:00
Wednesday 06-Sep-2017	Mathematics	09:00	PI			Paper III – All Subjects	09:00
		16:00	PII			(where applicable)	

**Intermediate Matriculation level**

Orals: 28<sup>th</sup> August, 2<sup>nd</sup> September – English; 28<sup>th</sup> August – Arabic, French, German, Italian, Maltese, Russian & Spanish; 7<sup>th</sup> September – Theatre and Performance & Music (Parts I & III).

By Monday 14<sup>th</sup> August, 2017, all candidates sitting for Art are to present their Coursework (Portfolio, Personal Study and Visual Journal), and Private candidates sitting for Computing, Information Technology and Systems of Knowledge are to present their project to MATSEC or the Examinations Department Victoria, Gozo. All candidates may be called for an interview regarding their coursework. Interviews will be held between Wednesday 23<sup>rd</sup> August, 2017 and Friday 15<sup>th</sup> September, 2017 both days inclusive. Specific dates will be scheduled per subject (where applicable). Interviews related to a particular subject cannot be scheduled outside the dates pertaining to the subject concerned.

With regard to Art, the starting points of the Thematic Project Work will be published in the Notices section of the MATSEC website by Wednesday 9<sup>th</sup> August, 2017. Candidates are to present this work on Thursday 7<sup>th</sup> September, 2017 between 8.00 a.m. and 12.00 noon at MATSEC or the Examinations Department Victoria, Gozo.

### Advanced Matriculation level

Orals will be as follows: 29<sup>th</sup> August – Arabic, English, French, German, Italian, Maltese, Russian & Spanish; 7<sup>th</sup> September – Music (Paper 2 Part D).

By Monday 14<sup>th</sup> August, 2017, all candidates sitting for Art are to present their Coursework (Portfolio, Personal Study and Visual Journal), and Private candidates sitting for Computing, Information Technology, Geography and Home Economics are to present their project to MATSEC or the Examinations Department Victoria, Gozo. All candidates may be called for an interview regarding their coursework. Interviews will be held between Wednesday 23<sup>rd</sup> August, 2017 and Friday 15<sup>th</sup> September, 2017 both days inclusive. Specific dates will be scheduled per subject (where applicable). Interviews related to a particular subject cannot be scheduled outside the dates pertaining to the subject concerned.

With respect to Art, the starting points of the Thematic Project Work will be published in the Notices section of the MATSEC website by Monday 24<sup>th</sup> July, 2017. The Thematic Project Work must be handed in at the end of the AM ART Paper I (Extended Thematic Project) examination session in a folder.

**CANDIDATES REGISTERING FOR AN EXAMINATION FOR THE FIRST TIME WILL BE TREATED AS PRIVATE CANDIDATES. THEREFORE ALL COURSEWORK/PROJECT WORK IS TO BE PRESENTED TO MATSEC OR THE EXAMINATIONS DEPARTMENT, VICTORIA GOZO AS INDICATED ABOVE.**

Coursework presented to MATSEC is to be collected during the week starting Monday 30<sup>th</sup> October, 2017 between 8.00 a.m. and 12.00 noon, and 2.00 p.m. and 4.00 p.m.

---

**Candidates registering for AM 20 Italian should note that:**

Paper I (Listening Comprehension and Dictation) and Paper II will take place on the 4<sup>th</sup> September (*time of the examinations will be issued in due course*);

Paper III will take place on the 5<sup>th</sup> September at 9:00 a.m.;

Paper IV will take place on the 6<sup>th</sup> September at 9:00 a.m..

**Candidates registering for AM 12 French should note that:**

Paper IV (Dictation) will be held on the 29<sup>th</sup> August (*time of the examination will be issued in due course*).

**Candidates registering for AM 31 Spanish should note that:**

The Listening Comprehension will take place on the 29<sup>th</sup> August (*time of the examination will be issued in due course*).

**Candidates registering for AM 14 German should note that:**

The Listening Comprehension will take place on the 5<sup>th</sup> September (*time of the examination will be issued in due course*).

**Candidates registering for IM 14 German, IM 20 Italian and IM 31 Spanish should note that:**

The Listening Comprehension will take place on the 28<sup>th</sup> August (*time of the examination will be issued in due course*).

**Candidates registering for AM 24 Music should note that:**

Paper 1 Part I and II will take place on the 4<sup>th</sup> September (*time of the examination will be issued in due course*).

Paper 3 will take place on the 6<sup>th</sup> September (*time of the examination will be issued in due course*).

---