



L-Università
ta' Malta

MATSEC
Examinations Board



Statistical Report

Matriculation Certificate Examinations 2019

FOREWARD

The year 2019 marks the 250th anniversary since the foundation of the University of Malta (1769 – 2019). Another significant milestone for the Alma Mater is the 25th anniversary of the original publication of the Matriculation Certificate examination regulations. Following approval of these regulations, students were given the opportunity to further their studies in different areas for matriculation purposes. It commemorates the transition year from the British examination system, where students studied three subjects up to Advanced level, to the new system where students studied a total of six subjects in at least three domains – Languages, Humanities or Commercial, and Sciences. This concept of matriculability was first penned by Fr. Peter Serracino Ingloft back in 1975 where the focus was on the matriculated students who should be able to make value-judgements through an adequate development of their personality.

A nationwide decision intended to ease the financial burden on families was introduced this year. Registration fees were waived for students sitting for either SEC or Matriculation examinations. This measure was introduced by the State to encourage students to further their studies. Consequently, MATSEC registered an increase in registrations for examinations at Matriculation level with a total of 4919 individual registrations. It is regrettable however, to note that there was also an increase in 'no shows'.

After 25 years, discussions over the last few years have led the MATSEC Examinations Board to propose a new Matriculation Certificate. The main changes of the new certificate are: the introduction of non-exam assessment component in all subjects; the introduction of a talented athlete scheme; the mandatory two year programme; Culture and Communication skills to replace Systems of Knowledge; and the introduction of Co-curricular skills. The latter is optional for students but it would allow them to garner an extra three points towards the award of the certificate. Marking a first in MATSEC's history, the proposed reform went out to the general public for consultation, which feedback was discussed and heeded. Discussions between stakeholders are currently underway to decide the way forward.

The year 2019 has also seen a change in the Chairperson of the MATSEC Examinations Board. Professor Frank Ventura chaired the MATSEC Board since 2002 during which time MATSEC acquired a respectable recognition both nationally and internationally. Dr Odette Vassallo has now replaced Professor Ventura as chair of the MATSEC Examination Board.

While thanking all the MATSEC Support Unit for its continued sterling work throughout 2019, special thanks is due to Mr Gilbert Zahra - who authored the report and coordinated related work - and Ms Margaret Borg, Ms Lara Borg, Ms Sarah Grech, Mr Ramon Grech, and Mr Leander Borg who aided in the compilation and checking of the data and other matters related to this report.

Dario Pirotta
Director MATSEC
February 2020

TABLE OF CONTENTS

EXECUTIVE SUMMARY	7
1. INTRODUCTION	9
Background	9
Administrative Information	10
Requests for Examination Access Arrangements	12
The Examination Centres	12
Oral Examinations	13
Coursework	14
Practical Examinations	15
Revision of Papers	16
Examiners' Reports	17
2. FIRST SESSION REGISTRATIONS	18
3. FIRST SESSION RESULTS	33
4. SECOND SESSION REGISTRATIONS	42
5. SECOND SESSION RESULTS	46
6. GENERAL STATISTICS	52
Registrations	52
Trends in Subject Choice	54
Passes in 2019	60
Revision of Papers	64
7. CONCLUSION	67
APPENDIX A	68
APPENDIX B	74

Statistical Report (2019): Matriculation Certificate Examinations

LIST OF TABLES

Table 1.1: Grade Points Awarded per Grade _____	10
Table 1.2: Registrations for Matriculation Examinations 2019 _____	11
Table 1.3: Oral Examinations – Advanced Level _____	13
Table 1.4: Oral Examinations – Intermediate Level _____	13
Table 1.5: Examiners Used for Orals of Advanced Level Examinations _____	14
Table 1.6: Examiners Used for Orals of Intermediate Level Examinations _____	14
Table 1.7: Advanced Level Practical Examinations (First Session) _____	15
Table 1.8: Advanced Level Practical Examinations (Second Session) _____	15
Table 1.9: Intermediate Level Practical Examinations (First Session) _____	16
Table 1.10: Intermediate Level Practical Examinations (Second Session) _____	16
Table 2.1: Total Number of Candidates Sitting for Matriculation Examinations _____	18
Table 2.2: First Session Registrations by Year of Birth and Gender _____	18
Table 2.3: Matriculation Examination First Session Registrations by Subject and Gender _____	20
Table 2.4: First Session Registrations by Number of Subjects, Level and Gender _____	26
Table 2.5: Number of Requests for Special Arrangements by Presenting Condition _____	27
Table 2.6: Number of Registrations by Subject by Candidates who Requested Access Arrangements _____	28
Table 2.7: First Session Registrations of Matriculation Examinations Candidates by Region and Locality _____	29
Table 2.8: First Session Registrations for Revision of Papers _____	32
Table 3.1: First Session - Advanced Level Results by Subject and Gender _____	33
Table 3.2: First Session - Intermediate Level Results by Subject and Gender _____	35
Table 3.3: First Session – Results of Candidates with Examination Access Arrangements _____	39
Table 3.4: First Session - Outcomes of Requests for Revision of Papers _____	40
Table 3.5: First Session – Summary of results of candidates with EAA and candidates without EAA _____	41
Table 3.6: Matriculation Certificates Awarded in the First Session _____	41
Table 4.1: Total Number of Candidates Sitting for the Second Session _____	42
Table 4.2: Registrations for the Second Session by Year of Birth and Gender _____	42
Table 4.3: Second Session Matriculation Examination Registrations by Subject and Gender _____	43
Table 4.4: Second Session Intermediate Level Registrations by Number of Subjects and Gender _____	44
Table 4.5: Second Session Registration for Revision of Papers _____	45
Table 5.1: Second Session - Advanced Level Results by Subject and Gender _____	46
Table 5.2: Second Session - Intermediate Level Results by Subject and Gender _____	48
Table 5.3: Second Session – Outcomes of Requests for Revision of Papers _____	50
Table 5.4: Matriculation Certificates Awarded in the Second Session _____	51
Table 6.1: Matriculation Certificates Awarded (First and Second Sessions) _____	60
Table 6.2: Passes in Advanced Level Subjects (First and Second Sessions) _____	62
Table 6.3: Passes in Intermediate Level Subjects (First and Second Sessions) _____	63
Table 6.4: Percentage Applications for Revision of Papers by Year, Session and Level _____	64
Table 6.5: Percentage Upgrades from Revision of Papers by Year, Session and Level _____	65
Table B.1: Subject combinations: AM level subjects (First session) _____	75
Table B.2: Subject combinations: IM level subjects (First session) _____	76

Statistical Report (2019): Matriculation Certificate Examinations

LIST OF FIGURES

Figure 2.1: AM Registration by Gender: Group 1	21
Figure 2.2: AM Registration by Gender: Group 2	21
Figure 2.3: AM Registration by Gender: Group 3	22
Figure 2.4: AM Registration by Gender: Group 4	22
Figure 2.5: IM Registration by Gender: Group 1	23
Figure 2.6: IM Registration by Gender: Group 2	23
Figure 2.7: IM Registration by Gender: Group 3	24
Figure 2.8: IM Registration by Gender: Group 4	24
Figure 2.9: AM Registration per Group by Gender	25
Figure 2.10: IM Registration per Group by Gender	26
Figure 2.11: First Session Registrations of Matriculation Examinations Candidates by Region	31
Figure 6.1: Total Number of Candidates Registering for Matriculation Examinations, by Year	52
Figure 6.2: Number of Candidates using the Second Session as a First Sit, by Year and Gender	53
Figure 6.3: Percentage of absent candidates in the First session, by year of examination	53
Figure 6.4: Number of Candidates applying for Access Arrangements from 2004 to 2019	54
Figure 6.5: Trends in Registrations: AM Group 1 Subjects	54
Figure 6.6: Trends in Registrations: AM Group 2 Subjects	55
Figure 6.7: Trends in Registrations: AM Group 3 Subjects	55
Figure 6.8: Trends in Registrations: AM Group 4 Subjects	56
Figure 6.9: Trends in Registrations: IM Group 1 Subjects	57
Figure 6.10: Trends in Registrations: IM Group 2 Subjects	57
Figure 6.11: Trends in Registrations: IM Group 3 Subjects	58
Figure 6.12: Trends in Registrations: IM Group 4 Subjects	58
Figure 6.13: Trends in Registrations: IM Systems of Knowledge	59
Figure 6.14: Percentage of the 18-year-old cohort who qualified for the Matriculation Certificate, by Year of Assessment and Gender	61
Figure 6.15: Percentage Applications for Revision of Papers by Year, Session and Level	65
Figure 6.16: Percentage Upgrades from Revision of Papers by Year, Session and Level	66

LIST OF ABBREVIATIONS

ADSC – Access - Disability Support Committee (at the University of Malta)

AM – Advanced Matriculation

IM – Intermediate Matriculation

EAA – Examination Access Arrangement

MATSEC – Matriculation and Secondary Education Certificate

MQF – Malta Qualifications Framework

SBA – School Based Assessment (assessment used to evaluate candidate learning which is performed during their course and can be set by teachers, schools or the MATSEC Examinations Board depending on the case)

SEC – Secondary Education Certificate

SEC IIA – SEC Paper IIA option

SEC IIB – SEC Paper IIB option

UM – Università ta' Malta

NSO – National Statistics Office

EXECUTIVE SUMMARY

This document reports on the Matriculation Examination sessions of 2019. The registrations and results of all candidates and of candidates of the 2001 cohort who turned 18 years of age in 2019 are included as separate subgroups. This report gives an overview of the administration aspect of the examinations and then presents the registration and results data of the examination sessions held in the First (May-June) and Second (September) sessions of examination. It also presents some statistics from previous sessions to indicate some trends that have been developing since the Matriculation Certificate examinations were introduced in the Maltese Islands.

The 2019 session is the seventh session since the change in regulations in 2012 and the first session of which candidates' registration costs were paid by the Government of Malta. This decision might have affected the number of candidates sitting for these examinations as, while the number of candidates registering for the First session was decreasing along the years, this trend was reversed this year. Registrations were made for 3,857 candidates (1,661 males and 2,196 females) for the First session and 2,895 candidates (1,249 males and 1,646 females) for the Second session. In total, there were 4,919 individual registrations for matriculation examinations in 2019.

In the first session, the largest number of registrations for both Advanced and Intermediate Level examinations, 54.2% and 52.9% respectively, belonged to the 2001 cohort. This is the cohort that turned eighteen years of age in 2019. There were 3,895 children born in 2001 (1,992 males and 1,867 females) in the Maltese Islands, meaning that 46.3% of the 18-year-old cohort born in 2001 (37.7% of males and 55.5% of females) registered for Matriculation examinations in the first session of 2019. This marks an increase over the 43.1% reported last year. A more accurate estimate of this figure is suggested in this year's statistical report. Using NSO's measures of people residing in Malta changes this figure to 42.2% (34.5% of males and 50.4% of females). This means that more than half of females born 18-years ago registered for Matriculation examinations while males still lag in this statistic.

The increase in absenteeism noticed this year dwarves that noticed in 2018. Absentees for the first session increased from 7.1% (AM) and 5.4% (IM) in 2017 to 7.9% (AM) and 6.6% (IM) in 2018, and to 11.8% (AM) and 11.5% (IM) in 2019. These rates of absenteeism are not noticed amongst candidates with EAA where absentees recorded in 2019 are 0.9% (AM) and 6.6% (IM). Absentees for the second session increased from 8.2% (AM) and 5.0% (IM) in 2017 to 11.6% (AM) and 8.0% (IM) in 2018 to 17.8% (AM) and 14.9% (IM) in 2019.

Like previous years since the change in regulations, a relatively large proportion of candidates (36.7%) used the Second session as their first attempt of 2019. There were also other candidates who did not sit for an examination in the 2019 first session but had sat for examinations in a previous session. In fact, while the majority of Second session registrations for AM subjects were from the 2001 cohort, the number of 17-year-olds sitting for the IM level examinations was much higher than that of 18-year-olds (1,331 compared to 886). Unlike Second sessions of previous years, all subjects except for Greek and Latin had registrations at both IM and AM level. With increasing number of candidates, absentees, and of subjects registered for, this year's Second session was more resource savvy.

This year, 91 (47 males and 44 females) candidates applied for Examination Access Arrangements (EAAs) to access the first session of Matriculation examinations. These are equivalent to 2.4% of the First session registrations. In 2018, these amounted to 106 registrations (2.8%). There were 23 new registrations for EAA in the Second session, much larger than the eight reported in 2018. Thus, the same number of registrations

Statistical Report (2019): Matriculation Certificate Examinations

for EAA were made in 2019 and 2018 due to an increase in the number of new registrations for the Second session.

The most popular subjects at AM level were English (743 candidates) and Maltese (563 candidates) from Group 1; Marketing (494 candidates) and Accounting (426 candidates) from Group 2; and Computing (178 candidates) and Home Economics & Human Ecology (111 candidates) from Group 4. Registrations in Group 3 subjects are, apart from Applied Mathematics, of a comparable magnitude. Although Biology (585 candidates) has the largest number of registrations, Pure Mathematics (500), Chemistry (424), and Physics (389) have similar number of candidates. On the other hand, only a few candidates register for Applied Mathematics, whether the subject is at AM or IM level.

At IM level, the popularity of Psychology (873), English (1186 candidates), and IT (140 candidates) and PE (141 candidates) is notable in their respective groups. Although many trends are replicated over the years, this year the decrease in the number of candidates studying Maltese at IM level is noted while the disparity in number of registrations between IT and PE decreased considerably within their respective group. Registrations in most subjects, as the Matriculation Certificate itself, are marked by a higher percentage of female candidates.

In addition to being the third statistical report to present data illustrating trends in subject registrations, this year's report also includes information on subject choices (Appendix B). This shows that although many varying option choices are made, some subjects such as AM Chemistry and Biology; AM English and Maltese; AM Physics and Pure Mathematics; and any two of AM Accounting, Economics, and Marketing are frequently combined as AM level subjects.

At Advanced level, for the first session, when overall passes (Grades A to E) are considered, the range of pass rates in the different subjects varied from over 80% to less than 30%. At Intermediate level, except for Latin, overall passes (Grades A to E) range from over 60% to less than 30%. The decrease in the rate of overall passes in numerous subjects is linked to the drastic increase in the percentage of absent candidates reported this year.

In 2019, 1,214 candidates (483 males and 731 females) obtained the Matriculation Certificate following the first session while 240 candidates (118 males and 122 females) did so after the second session. Thus, a total of 1,454 candidates were awarded the Matriculation Certificate in 2019. These consisted of 1,135 (447 males and 688 females) candidates from the 2001 cohort. This means that 29.4% (22.4% males and 36.9% females) of the children of that cohort qualified for the Matriculation Certificate in 2019. This value is equivalent to that recorded in 2018. This value changes to 26.8% (20.5% of males and 33.4% of females) when NSO's measures of people residing in Malta are used as estimates of the total population rather than the number of live births 18 years earlier. A total of 255 candidates (117 males and 138 females) from the 2000 cohort obtained the Matriculation Certificate. These are likely to be candidates who have repeated or missed an academic year. Interestingly, four 17-year-old candidates (all males) of the 2002 cohort qualified for the Matriculation Certificate in 2019.

The overall percentages of requests for revision of papers averaged 9.2% for subjects at Advanced Level and 4.2% for subjects at Intermediate Level in the first session, while in the second session they averaged 5.2% and 5.9% for Advanced and Intermediate Level respectively. Of these, 1.0%, 2.9%, 1.5%, and 4.2% respectively had their grade revised. These percentages are smaller than those reported in 2018 and this is again attributable to the increasing percentage of absent candidates.

1. INTRODUCTION

Background

The Matriculation and Secondary Education Certificate (MATSEC) Examinations Board was set up in 1991. It is responsible for external examinations at two levels: (a) the Matriculation examinations which have replaced the GCE A-levels and (b) the Secondary Education Certificate (SEC) examinations which have replaced the General Certificate of Education Ordinary Level (GCE O-level) offered by English examination boards. The MATSEC Examinations Board offers examinations at Advanced (AM) and Intermediate Matriculation (IM) levels. Some candidates may sit for an examination in single subjects while other candidates may sit for several subjects in order to qualify for the Matriculation Certificate.

The Matriculation Certificate is based on the International Baccalaureate model that maintains that students develop into more mature individuals if their studies cover both the areas of the Humanities and the Sciences. In the Matriculation Certificate qualification, subjects are divided into four groups and students must choose one subject from each of Groups 1, 2, and 3 and any other two subjects. This structure ensures that candidates choose subjects from both the Humanities and the Sciences areas. In addition, all students are obliged to sit for Systems of Knowledge, a pass in which is obligatory in order to be awarded the certificate. In this system of examinations, students normally study two subjects at Advanced level and another four at Intermediate level, including Systems of Knowledge. Some students may choose to sit for a different mix of Advanced and Intermediate examinations and this option is covered in the regulations. Although any of the subjects offered may be chosen, there are some restrictions laid out in the regulations for the award of the Matriculation Certificate (<http://www.um.edu.mt/matsec/regulations>).

The Matriculation Certificate requirements are intended to provide an opportunity for all students finishing post-secondary school education to obtain external certification for the subjects studied at school. The Matriculation Certificate is the general entry requirement into the University of Malta. In addition, certain Faculties have special course requirements in terms of the subjects needed for admission and the grades that are acceptable for further studies in particular areas. The Matriculation Certificate can be obtained over a period of five years.

The first session of the examinations is held in March-June while a second session is held in August-September. The regulations of these examinations were first published in 1994, and candidates took the examinations for the first time in 1997. These regulations were amended in 2012 to give candidates the opportunity to qualify for the Matriculation Certificate over a period of five years but the other criteria were not changed. These criteria require candidates to obtain a pass in at least one of the subjects offered in each of Groups 1, 2, and 3 and Systems of Knowledge and gain at least 44 grade points. The Certificate is issued once and it is not graded. The results of the individual subjects are graded A to E, with Grade A being the highest grade. Grade points are awarded as shown in Table 1.1.

Statistical Report (2019): Matriculation Certificate Examinations

Table 1.1: Grade Points Awarded per Grade

Grade	Grade Points Awarded	
	Advanced Level	Intermediate Level
A	30	10
B	24	8
C	18	6
D	12	4
E	6	2

In the second session, candidates are allowed to sit for one subject at Advanced level, up to a maximum of four subjects at Intermediate level – one from each of Groups 1, 2, 3 and 4 – and Systems of Knowledge. The same restrictions apply to candidates irrespective of whether they are re-sitting for the examinations or sitting for them for the first time in the second session.

The present document reports on the Matriculation examinations which took place in 2018. The report first gives an overview of the administration aspect of the examinations and then presents the registration data and results of both the first and second sessions. It also presents general statistics of the sessions which have taken place between 1998 and 2019 to indicate trends that have been developing since the Matriculation Certificate system of examinations was introduced in the Maltese islands.

Administrative Information

The following subjects were offered for examination:

Accounting	Applied Mathematics	Arabic
Art	Biology	Chemistry
Classical Studies*	Computing	Economics
Engineering Drawing**	Graphical Communication**	Engineering Drawing and Graphical Communication*
English	Environmental Science*	French
Geography	German	Greek
History	Home Economics	Information Technology
Italian	Latin	Maltese
Marketing	Music	Physical Education
Philosophy	Physics	Psychology*
Pure Mathematics	Religious Knowledge	Russian
Sociology	Spanish	Systems of Knowledge*
Theatre and Performance		
*Offered at Intermediate Level only		
**Offered at Advanced Level only		

Statistical Report (2019): Matriculation Certificate Examinations

The subjects are grouped as follows:

Group	Subjects
1	Arabic, English, French, German, Greek, Italian, Latin, Maltese, Russian, and Spanish.
2	Accounting, Classical Studies, Economics, Geography, History, Marketing, Philosophy, Psychology, Religious Knowledge, and Sociology.
3	Applied Mathematics, Biology, Chemistry, Environmental Science, Physics, and Pure Mathematics.
4	Art, Computing, Engineering Drawing, Engineering Drawing / Graphical Communication, Graphical Communication, Home Economics & Human Ecology, Information Technology, Music, Physical Education, and Theatre and Performance.
	Systems of Knowledge

The timetable for both the first and second sessions was issued in mid-October 2018 (a copy is available in Appendix A). Registration for the first session of examinations took place between the 22nd October and 6th November 2018. Late applications were received between the 28th and 30th November 2018. All applications were received at the Department of Examinations, Floriana and the Examinations Centre, Victoria, Gozo. They were processed by the Examinations Department, Floriana. Registration for the second session was online and took place between the 19th and the 26th July 2019. Late applications were received on the 30th and 31st July 2019. Applications for the second session were received and processed by the MATSEC Support Unit, University of Malta. For both sessions, very late registrations were accepted following the late registration period.

A total of 3,843 candidates (1,652 males and 2,191 females) registered for the First session of Matriculation examinations of 2019. Of these, 761 (19.8%) candidates registered for enough examinations to obtain the Matriculation Certificate following the First session.

A total of 2,887 candidates (1,246 males and 1,641 females) sat for the Second session of Matriculation examinations of 2019. Of these, 1,830 (63.4%) candidates had sat for one or more examinations in the First session while 1,057 (36.6%) candidates used the Second session of 2019 as their first sit for the year. Table 1.2 below shows the number of subject registrations for the Advanced and Intermediate Matriculation examinations in 2019.

Table 1.2: Registrations for Matriculation Examinations 2019

Session	Advanced Level			Intermediate Level		
	Males	Females	Total	Males	Females	Total
First	1316	1807	3123	1400	1853	3253
Second	580	721	1301	1016	1378	2394

The written examinations took place between 25th April and 8th June 2019 for the first session. The final examination for the First session took place on the 13th June 2019 and results were sent by sms and result slips on the 13th July 2019. In this session, there were 3,841 (99.9%) of the Matriculation Examination candidates who applied to receive their results by sms. For the second session, written examinations took place between 29th August and 5th September 2019. Results were sent on the 27th September by post and by sms for the 2,812 (97.4%) candidates who applied for the service.

Candidates were given the option to receive results by registered mail. Of the 2019 First and Second session candidates, 1,282 (33.4%) and 1,975 (68.4%) candidates applied for this option respectively.

Requests for Examination Access Arrangements

Requests for Examination Access Arrangements (EAAs) during MATSEC examinations were received during the period of registration. Candidates were required to fill in a special form available to download from the MATSEC website. This year, there were 90 applicants were granted EAAs for the first session after being considered by the Access Disability Support Committee of the University of Malta. Besides these candidates, for the second session, there were 23 new requests for EAAs.

The Examination Centres

The administration of the examinations in the different centres, including the running of the centres and invigilation during examinations, is the responsibility of the Examinations Department, Floriana.

A total of 7 centres were used for the first session. These are listed below. Apart from these venues, some examinations were also held in Montenegro.

- G F Abela Junior College
- Giovanni Curmi Higher Secondary School
- St Aloysius' College 6th Form
- St Ġorġ Preca College Girls Secondary Blata l-Bajda
- St Theresa College Middle School Birkirkara
- Gozo Visual and Performing Arts School
- Gozo Examinations Centre

A total of 10 centres were used for the second session with no examinations being held abroad for this session. These are shown below.

- University of Malta
- Giovanni Curmi Higher Secondary School
- G F Abela Junior College
- St Theresa College Middle School, Ta' Paris
- St Aloysius College

Statistical Report (2019): Matriculation Certificate Examinations

- St Nicholas College Secondary School, Dingli
- Mater Dei Hospital
- Gozo Examinations Centre
- Ministry for Gozo

Oral Examinations

Tables 1.3 and 1.4 show the dates of the oral examinations at Advanced and Intermediate levels.

Table 1.3: Oral Examinations – Advanced Level

Subject	Dates
Arabic	11 April
English	18, 20, 21, 22, 25 March
French	26 March
German	11 April
Italian	13 April
Maltese	4, 5, 8, 9 April
Music	29 May
Russian	11 April
Spanish	11 April

Table 1.4: Oral Examinations – Intermediate Level

Subject	Dates
Arabic	15 April
English	27, 28, 29 March; 1, 2 April
French	16 April
German	15 April
Italian	30 March
Maltese	6 April
Russian	15 April
Spanish	15 April

Oral examinations were held at St Aloysius College for the first session and at Giovanni Curmi Higher Secondary, St Ignatius College and St Thomas More St Lucia for the second session in Malta. Gozitan candidates had their oral examinations at the Examinations Centre, Victoria for both sessions.

An expression of interest for teachers to act as examiners for oral examinations was published on the MATSEC website. Tables 1.5 and 1.6 show the numbers of examiners involved in the different subjects at the two levels.

Statistical Report (2019): Matriculation Certificate Examinations

Table 1.5: Examiners Used for Orals of Advanced Level Examinations

Subject	Malta	Gozo	Total
Arabic	1	0	1
English	20	3	23
French	4	1	5
German	2	1	3
Italian	6	1	7
Maltese	10	3	13
Russian	1	0	1
Spanish	3	1	4
Total	47	10	57

Table 1.6: Examiners Used for Orals of Intermediate Level Examinations

Subject	Malta	Gozo	Total
Arabic	1	0	1
English	30	3	33
French	4	1	5
German	4	1	5
Italian	5	1	6
Maltese	8	2	10
Russian	1	0	1
Spanish	2	1	3
Total	55	9	64

Coursework

There were five subjects at Advanced Level with a coursework component in 2019. These were: Art, Computing, Geography, Home Economics & Human Ecology, and Information Technology. Four subjects had a coursework component at Intermediate Level in 2019. These were: Art, Computing, Information Technology, and Systems of Knowledge. AM Biology and AM and IM Theatre and Performance have an ongoing assessment component which candidates present before the practical examination for the subject.

The coursework of private candidates for both Advanced and Intermediate Level subjects was to be presented to the MATSEC Support Unit, University of Malta or the Examinations Centre, Victoria, Gozo by the 15th March for the first session and by the 12th August 2019 for the second session.

Private candidates and a sample of school candidates were called for an interview in relation to the work presented for the coursework component of the subjects under consideration.

Practical Examinations

Practical examinations at Advanced Level were held in the following subjects: Art, Biology, Chemistry, Engineering Drawing (CAD), Music, Physics, Graphical Communication (CAD), and Theatre and Performance Studies. The CAD assessment is formed of three CAD practical exercises centrally set by the MATSEC Examinations Board and performed by candidates in the school they attend as coursework. Table 1.7 shows the dates of these examinations and the examination centres used for the first session. Table 1.8 shows the data for the second session for the subjects in which there were registrations (there were no registrations for AM Theatre and Performance in the second session).

Table 1.7: Advanced Level Practical Examinations (First Session)

Subject	Dates	Examination Centres
Art	8 June	St. Aloysius College Birkirkara Gozo Examinations Centre
Biology	6 June	GF Abela Junior College Stella Maris College Gozo College Secondary School
Chemistry	13 June	GF Abela Junior College Stella Maris College University of Malta Gozo College Secondary School
Music	29 May 31 May	St. Aloysius College Birkirkara Gozo Examinations Centre
Physics	4 June	GF Abela Junior College Gozo College Secondary School
CAD	21 February 23 May 24 January	GF Abela Junior College St Martin's Institute of Higher Education Giovanni Curmi Higher Secondary Sir MA Refalo Gozo
Theatre and Performance	4 June 6 June 10 June	Giovanni Curmi Higher Secondary GF Abela Junior College St. Aloysius College Birkirkara

Table 1.8: Advanced Level Practical Examinations (Second Session)

Subject	Dates	Examination Centres
Art	2, 3 September	Giovanni Curmi Higher Secondary Gozo Examinations Centre
Music	6 September	Ministry of Gozo
Biology	29 August	GF Abela Junior College
Chemistry	29 August	GF Abela Junior College
Physics	29 August	GF Abela Junior College

Statistical Report (2019): Matriculation Certificate Examinations

Practical examinations at Intermediate level were held for Art, Physical Education, Music, and Theatre and Performance Studies. Table 1.9 shows the dates and examination centres for these examinations for the first session. Table 1.10 shows the data for the second session, in which there were no registrations for IM Theatre and Performance.

Table 1.9: Intermediate Level Practical Examinations (First Session)

Subject	Dates	Examination Centres
Art	8 June	St Aloysius College, Birkirkara Gozo Examinations Centre, Victoria
Physical Education	29 March 5 April	St Aloysius College, Birkirkara
Music	24 May	St Aloysius College, Birkirkara Gozo Examinations Centre, Victoria
Theatre and Performance	3 June 5 June 6 June 11 June	St Aloysius College, Birkirkara Giovanni Curmi Higher Secondary GF Abela Junior College Sir MA Refalo 6th Form

Table 1.10: Intermediate Level Practical Examinations (Second Session)

Subject	Dates	Examination Centres
Art	5 September	Giovanni Curmi Higher Secondary Gozo Examinations Centre, Victoria
Physical Education	29 August	St Aloysius College, Birkirkara
Music	6 September	Ministry for Gozo University of Malta

Revision of Papers

Candidates who are not satisfied with the grade awarded to them in any subject may register for the service of a Revision of Papers. Information about the registration period for this service is posted to the candidates with their result slip. For each subject, an additional examiner is appointed to review the papers of the candidates who ask for a Revision of Papers. A brief report on the candidate's performance is written in each case. This is forwarded to the candidate. A fee of €40 per Intermediate Level subject and of €45 per Advanced Level subject is paid on registration. This fee is refundable in cases where the examiners' panel recommends a change in the original grade, which can only be an upgrade.

Registration for the service of a Revision of Papers took place between 19th and the 26th July 2019 for the first session and on the 2nd and 3rd October 2019 for the second session at the MATSEC Building, University of Malta. For Advanced Matriculation subjects, there were 494 registrations following the first session and 67 registrations following the second session. For Intermediate

Statistical Report (2019): Matriculation Certificate Examinations

Matriculation subjects, there were 343 registrations for a revision of paper following the first session and 235 following the second session. These values are lower than those reported in 2018.

Examiners' Reports

For each subject, the Chairperson is required to write an Examiners' Report on the performance of the candidates in the examination. The information for this report is compiled from notes and comments made by the subject markers involved in the process. This report provides statistical data on the grades awarded and gives detailed feedback on the performance of the candidates. These reports are posted on the MATSEC website.

2. FIRST SESSION REGISTRATIONS

The total number of candidates who registered for the 2019 first session of examinations is given in Table 2.1. Candidates born in 2001 are 18 years of age by the end of the examinations in 2019. As this was the modal age at which candidates sit for MC examinations, the number of registrations from this cohort is also given. In 2019, 46.4% of the candidates for the first session were 18-year-olds and 765 candidates (19.8%) sat for a combination of subjects which could qualify them for the Matriculation Certificate. Moreover, 664 (17.2%) of registrants were 17-year-olds.

Table 2.1: Total Number of Candidates Sitting for Matriculation Examinations

	Males	Females	Total
All Candidates	1661	2196	3857
2000 Cohort	335	420	755
2001 Cohort	751	1037	1788
2002 Cohort	300	364	664
Enough subjects for MC	330	435	765

Table 2.2 presents the number of registrations for the first session of Advanced and Intermediate Level examinations by year of birth and gender.

Table 2.2: First Session Registrations by Year of Birth and Gender

Year	Advanced Level			Intermediate Level		
	Males	Females	Total	Males	Females	Total
Pre-1996	74	142	216	27	48	75
1996	13	14	27	10	9	19
1997	19	31	50	8	16	24
1998	36	40	76	23	34	57
1999	85	87	172	74	69	143
2000	289	373	662	280	364	644
2001	707	985	1692	711	1008	1719
2002	92	134	226	264	304	568
2003	1	1	2	3	1	4
Total	1315	1806	3121	1397	1852	3249

The largest number of registrations for both Advanced and Intermediate Level examinations, 54.2% and 52.9% respectively, belonged to the 2001 cohort. This is the cohort that turned eighteen years of age in 2019. There were 3,859 children born in 2001 (1,992 males and 1,867 females) in the

Maltese Islands¹. This means that 46.3% of the 18-year-old cohort born in 2001 (37.7% of males and 55.5% of females) registered for Matriculation examinations in 2019.

The use of live births in calculating the percentage of 18-year-olds sitting for examinations has been questioned in the past years with the changing demography of Malta. For example, about 4% of candidates who registered for matriculation examinations did so using a non-Maltese ID card.

Another measure which could replace live births is the number of people residing in Malta. The National Statistics Office (NSO) stated that there were 4,236 people (2,178 males and 2,058 females) who were born in 2001 and residing in Malta in 2018². Using the latter statistic, it would mean that 42.2% of the 18-year-old cohort (34.5% of males and 50.4% of females) registered for Matriculation examinations in the first session of 2019. While these calculations are more real as they consider emigrations, immigrations, and deaths, it is difficult to compare with the values published in earlier statistical reports.

Table 2.2 indicates that, in both Advanced and Intermediate Level examinations, there were more registrations from females than males. At Advanced Level, 57.9% of registrations were from females while at Intermediate Level, 57.0% of registrations were from females.

After the change in regulations in 2012, an increase in the candidates who sit for MC examinations at the age of 17 was noted. In the 2019 first session, there were 226 (7.2%) registrations for AM level subjects and 568 (17.5%) registrations for IM level subjects from the 2002 cohort. Moreover, there were five candidates aged 16 for the first session of 2019. Seven of the candidates sitting for Matriculation examinations in 2019 were more than 60 years old, with the oldest candidate being 73 years old.

Table 2.3 on the next page provides information on the numbers of candidates, males and females, who applied for the Matriculation examinations at Advanced and Intermediate levels in the different subjects. The figures that follow present the data graphically for each group of subjects. Figures 2.1 to 2.4 present the numbers of male and female registrations per subject at Advanced (AM) level while Figures 2.5 to 2.8 present data for subjects at Intermediate (IM) level.

¹ National Statistics Office (2002), *Children*. National Statistics Office, Malta: Valletta.

² NSO (2019), *World Population Day*. News Release 10 July 2019.

Statistical Report (2019): Matriculation Certificate Examinations

Table 2.3: Matriculation Examination First Session Registrations by Subject and Gender

Subject	Advanced Level			Intermediate Level		
	Males	Females	Total	Males	Females	Total
Accounting	173	253	426	43	41	84
Applied Maths	2	2	4	23	13	36
Arabic	3	3	6	1	2	3
Art	28	58	86	8	21	29
Biology	200	385	585	51	230	281
Chemistry	163	261	424	13	22	35
Classical Studies				23	26	49
Computing	136	42	178	56	21	77
Economics	51	68	119	24	18	42
Eng. Drawing & Graph. Comm.				54	23	77
Engineering Drawing	2	1	3			
English	233	510	743	579	607	1186
Environmental Science				154	215	369
French	11	40	51	24	42	66
Geography	16	17	33	39	41	80
German	6	15	21	12	26	38
Graphical Communication	20	11	31			
History	47	28	75	37	31	68
Home Econ. & Human Ecology	11	100	111	13	49	62
Information Technology	22	14	36	79	61	140
Italian	29	66	95	42	51	93
Maltese	193	370	563	70	109	179
Marketing	229	265	494	184	166	350
Music	3	3	6	0	5	5
Philosophy	31	53	84	135	152	287
Physical Education				81	60	141
Physics	237	152	389	214	244	458
Psychology				246	627	873
Pure Maths	326	174	500	259	273	532
Religious Knowledge	26	25	51	85	97	182
Russian	3	5	8	1	1	2
Sociology	60	156	216	78	180	258
Spanish	13	18	31	5	13	18
Systems of Knowledge				813	1152	1965
Theatre and Performance	3	8	11	3	31	34

Statistical Report (2019): Matriculation Certificate Examinations

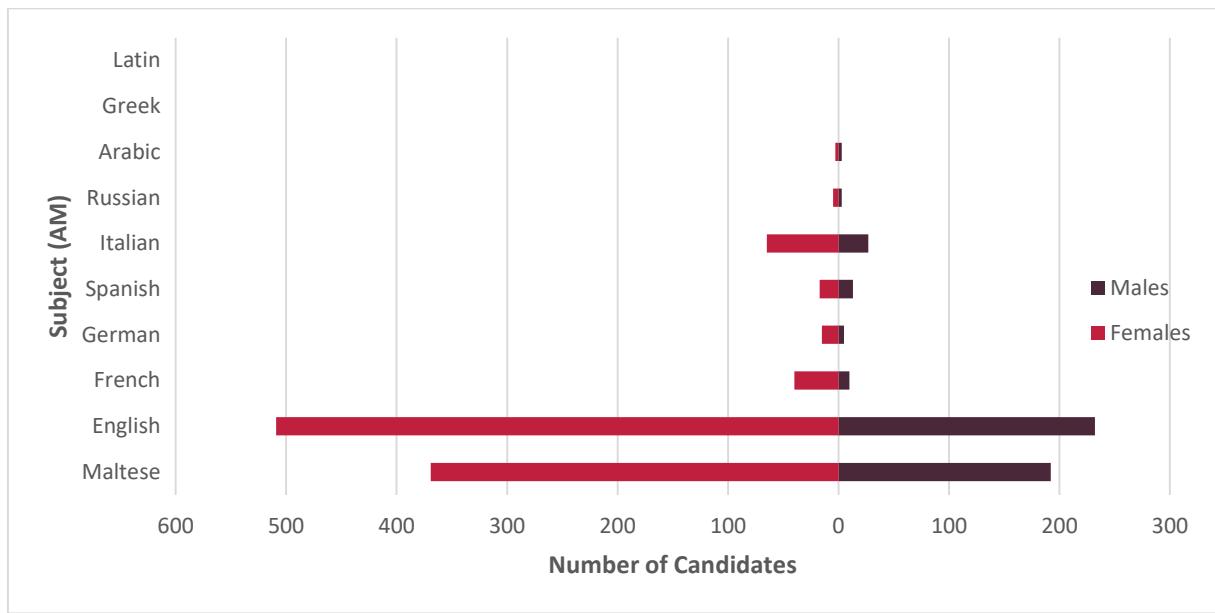


Figure 2.1: AM Registration by Gender: Group 1

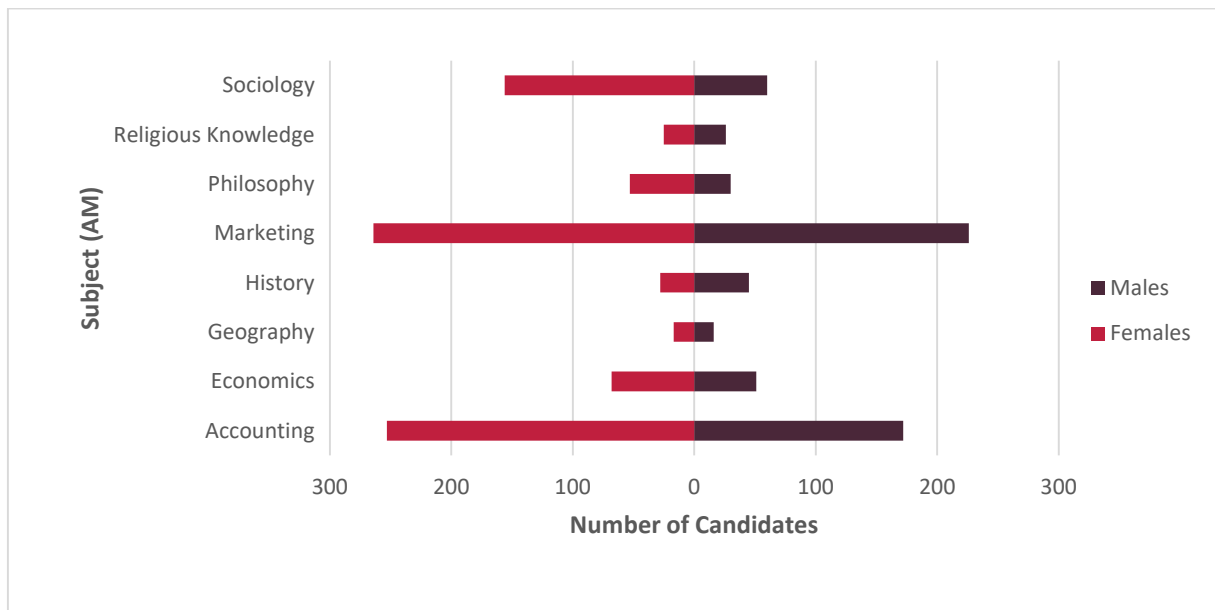


Figure 2.2: AM Registration by Gender: Group 2

Statistical Report (2019): Matriculation Certificate Examinations

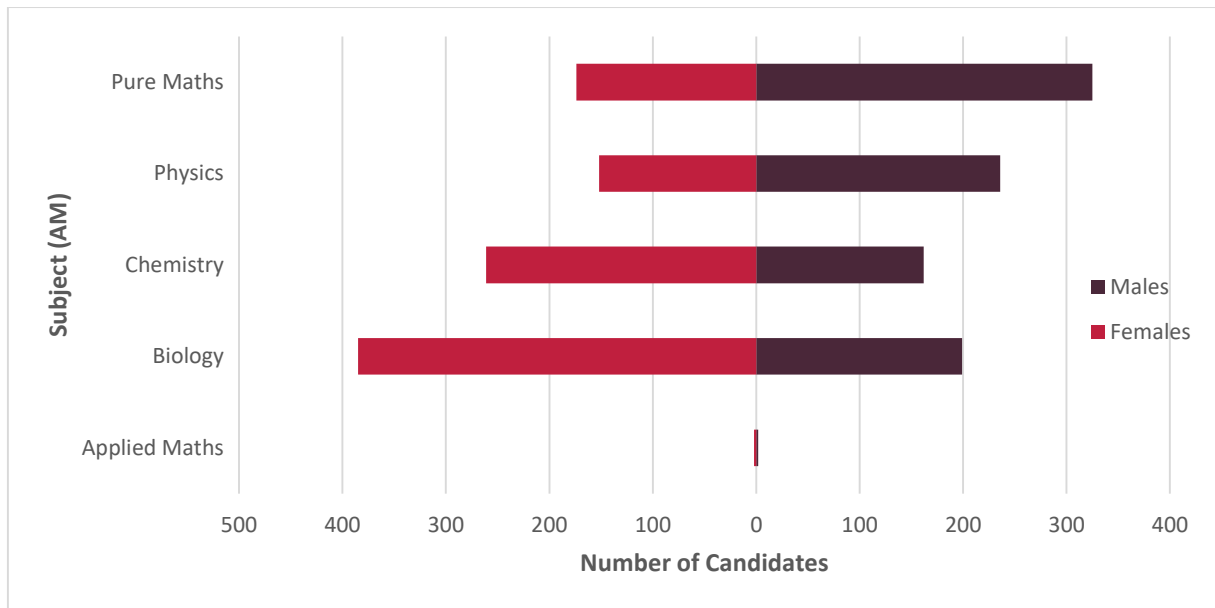


Figure 2.3: AM Registration by Gender: Group 3

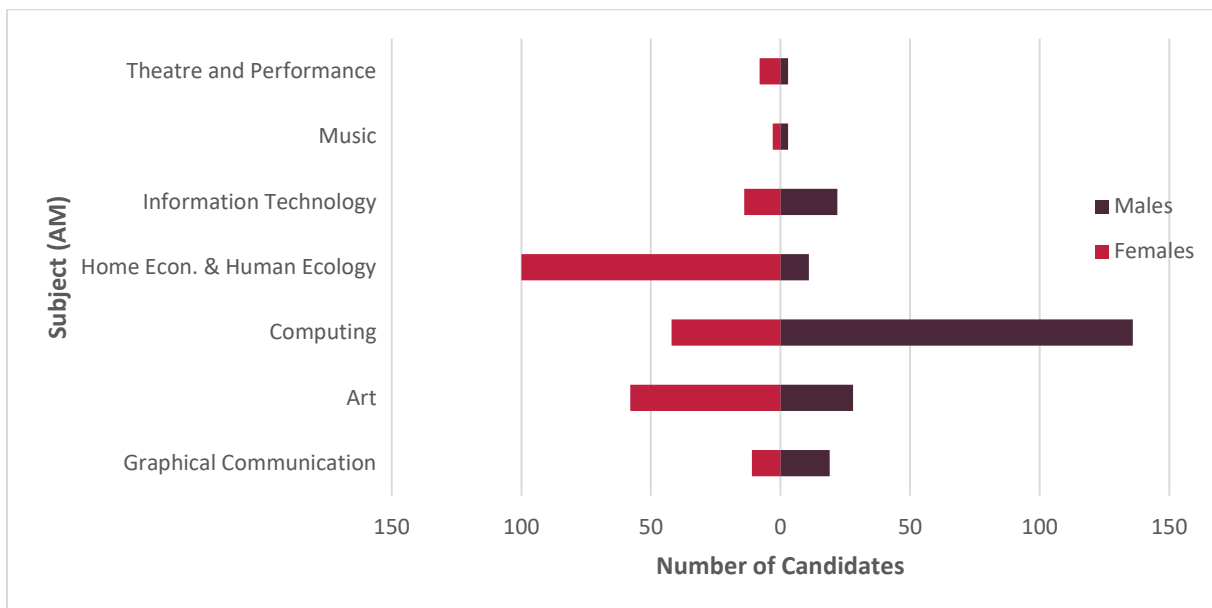


Figure 2.4: AM Registration by Gender: Group 4

Statistical Report (2019): Matriculation Certificate Examinations

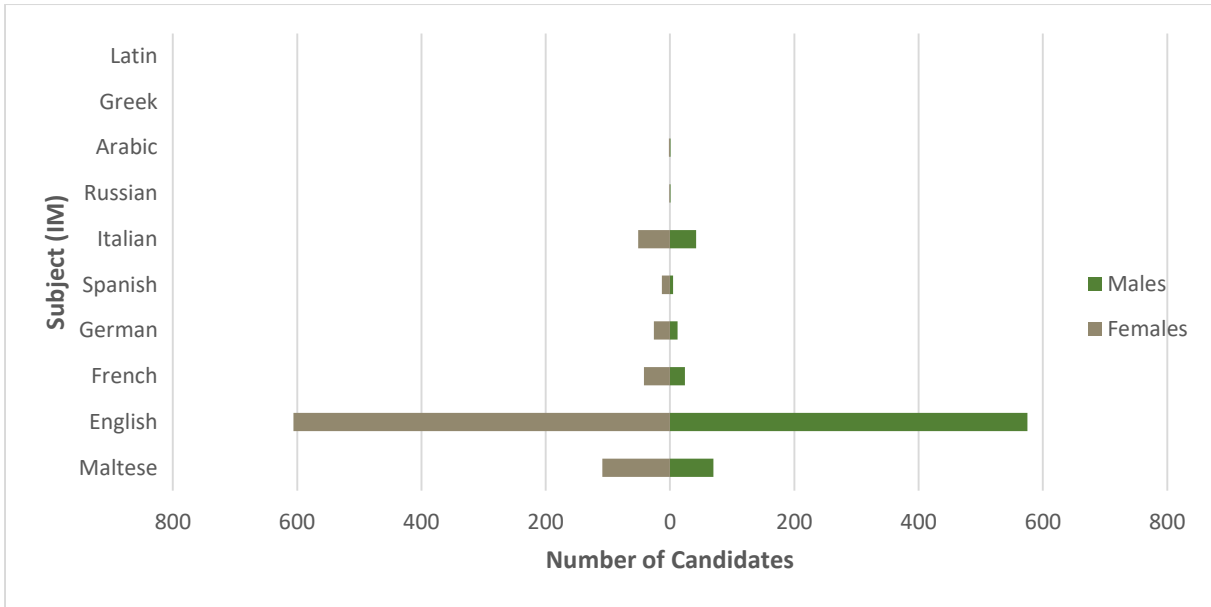


Figure 2.5: IM Registration by Gender: Group 1

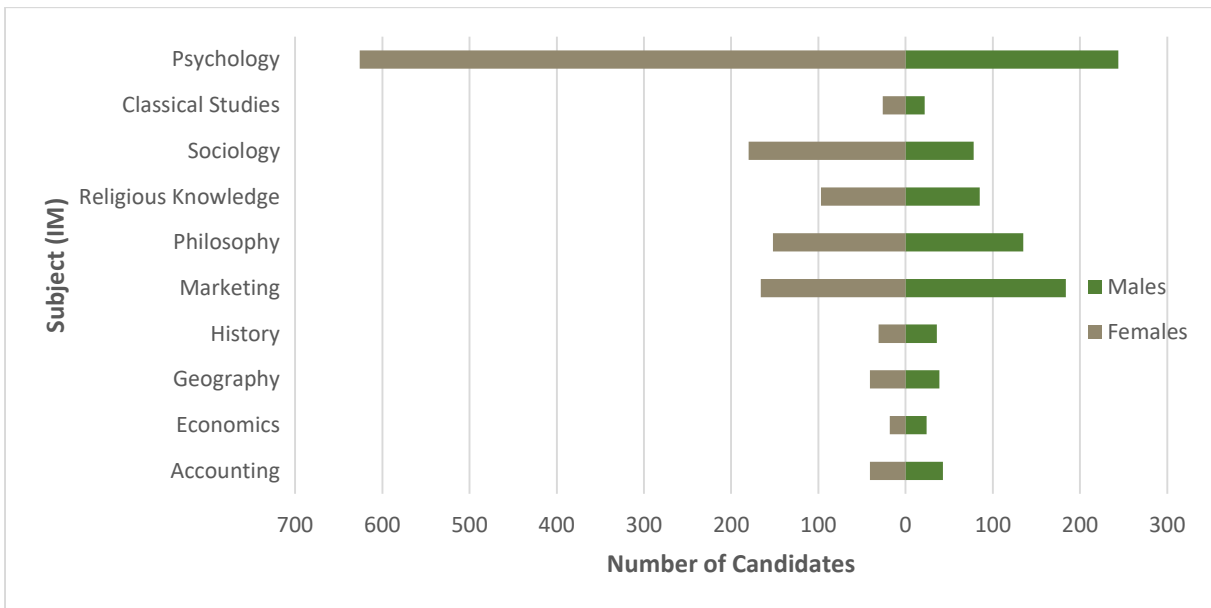


Figure 2.6: IM Registration by Gender: Group 2

Statistical Report (2019): Matriculation Certificate Examinations

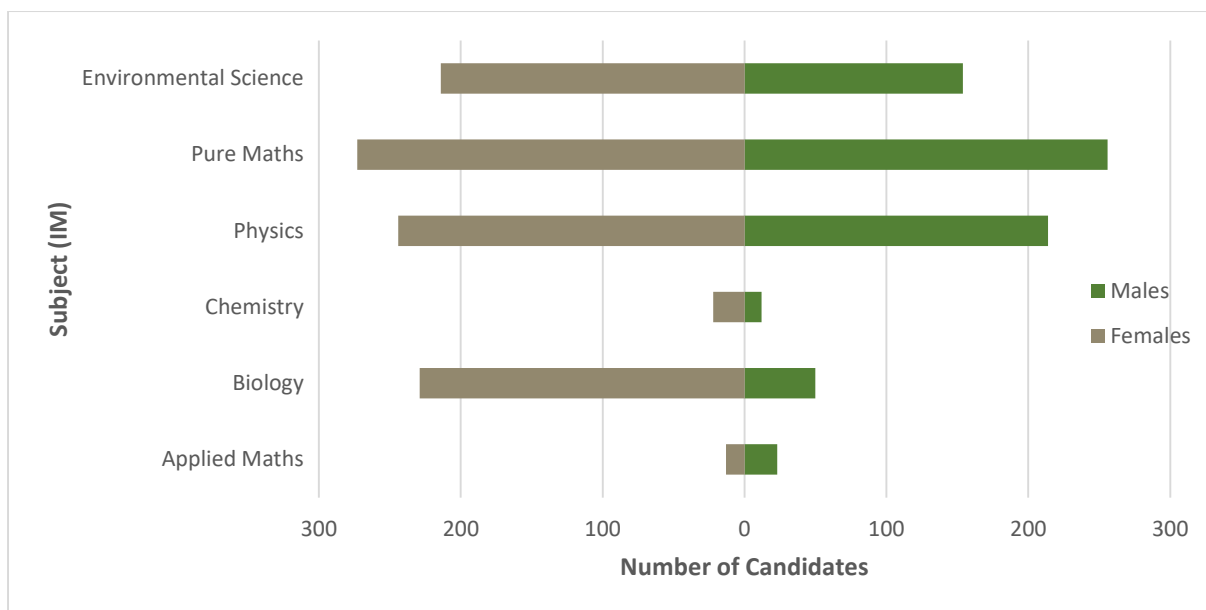


Figure 2.7: IM Registration by Gender: Group 3

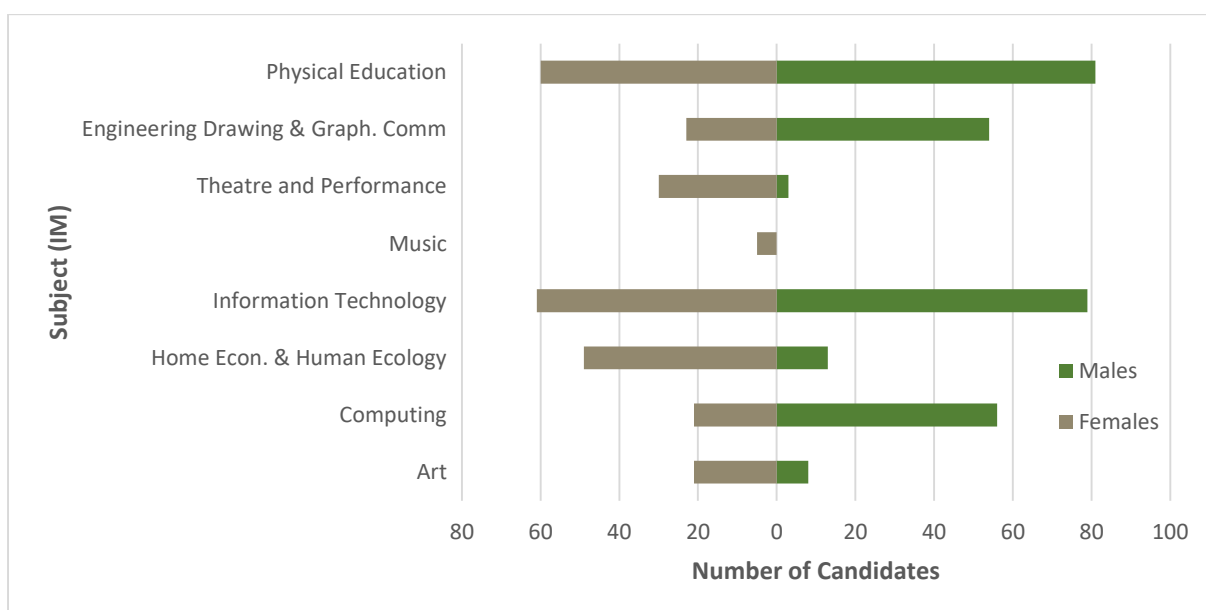


Figure 2.8: IM Registration by Gender: Group 4

The most popular subjects at AM level were English (743 candidates) and Maltese (563 candidates) from Group 1; Marketing (494 candidates) and Accounting (426 candidates) from Group 2; and Computing (178 candidates) and Home Economics & Human Ecology (111 candidates) from Group 4. Registrations in Group 3 subjects are, except for Applied Mathematics, of a comparable magnitude. Although Biology (585 candidates) has the largest number of registrations, Pure Mathematics (500), Chemistry (424), and Physics (389) have similar number of candidates. On the other hand, only a few candidates register for Applied Mathematics, whether the subject is at AM or IM level.

Statistical Report (2019): Matriculation Certificate Examinations

At IM level, the popularity of Psychology (873), English (1186 candidates), and IT (140 candidates) and PE (141 candidates) is notable in their respective groups. Although many trends are replicated over the years, this year the decrease in the number of candidates studying Maltese at IM level is noted while the disparity in number of registrations between IT and PE decreased considerably within their respective group.

Most subjects are marked by a higher number of female candidates. This is true for both AM and IM level examinations, however, it is more visible in subjects such as Psychology, Home Economics and Human Ecology, Environmental Science, Biology, Chemistry, Sociology, and Art. Languages, which are grouped as Group 1, experience the largest gender disparity with 67.8% of candidates at AM level being female. AM Group 3 subjects experience the smallest gender disparity, with candidates being approximately equally split between males and females (48.7% males).

More male candidates applied for some subjects including IM and AM History, AM Pure Mathematics and Physics, and Computing and IT at both levels. Group 4 subjects at IM level is the only group of subjects with more male candidates (52.1% of registrations). Figures 2.9 and 2.10 below illustrate this information by presenting the numbers of male and female registrations per Group of subjects at Advanced (AM) and Intermediate (IM) levels respectively.



Figure 2.9: AM Registration per Group by Gender

Statistical Report (2019): Matriculation Certificate Examinations



Figure 2.10: IM Registration per Group by Gender

Although the award of the Matriculation Certificate depends on passes in two subjects at Advanced Level, three at Intermediate Level, and Systems of Knowledge, several candidates do not sit for this number of examinations. Table 2.4 below provides information on the numbers of candidates, males and females, who applied for one to six subjects at Advanced Matriculation Level and at Intermediate Level in the different subjects, including Systems of Knowledge.

Table 2.4 shows that most candidates registered for two subjects at AM level. Roughly equal number of candidates registered for one, two and four subjects at IM level. A significant number of candidates registered for one Advanced Level examination only while 98 candidates attempted three Advanced Level examinations. A few candidates registered for five and even six subjects at either level.

The relatively small number of candidates sitting for four subjects at IM level further proves that most candidates were not aiming to obtain the Matriculation Certificate from this sit. In fact, only 19.8% of candidates registered for six subjects as required.

Table 2.4: First Session Registrations by Number of Subjects, Level and Gender

Number of Subjects	Advanced Level			Intermediate Level		
	Males	Females	Total	Males	Females	Total
1	403	587	990	360	455	815
2	872	1152	2024	403	511	914
3	35	63	98	278	400	678
4	5	3	8	346	464	810
5	1	1	2	12	21	33
6	0	1	1	1	2	3

Statistical Report (2019): Matriculation Certificate Examinations

This year there were 90 candidates who requested examination access arrangements (EAAs) at this level. Table 2.5 shows the presenting conditions of these candidates. Although approximately equal numbers of male and female candidates register for EAAs, more males register for EAAs if these values are converted to percentages (2.8% of males as opposed to 2.0% of females). When compared to 2018, a smaller percentage of candidates registered for EAAs in 2019.

It is important to point out that applications by candidates with disability were processed by the Access - Disability Support Committee of the University of Malta. This committee decides on appropriate arrangements to enable these candidates to access the examinations. In general, special arrangements included extra time and rest periods, large print, as well as special instructions to examiners of oral components, invigilators and markers.

Table 2.5: Number of Requests for Special Arrangements by Presenting Condition

Condition	Number of Candidates		
	Males	Females	Total
ADD/ADHD	1	5	6
Autism Spectrum Disorder	3	1	4
DCD/Dyspraxia	11	3	14
Hearing Impairment	0	3	3
Last minute Injuries	1	3	4
Medical Condition	5	4	9
Mental Health	2	2	4
Mobility Problems	3	0	3
SpLD/ADHD	14	9	23
SpLD/Dyslexia	3	13	16
Stammer	1	0	1
Visual Impairment	3	1	4
Total	47	44	91

Table 2.6 shows the number of registrations by subject at Advanced and Intermediate levels made by candidates who requested special arrangements. Subjects with no registrations at both levels are omitted from this table.

Statistical Report (2019): Matriculation Certificate Examinations

Table 2.6: Number of Registrations by Subject by Candidates who Requested Access Arrangements

Subject	Advanced Level	Intermediate Level
Accounting	5	3
Applied Maths	0	1
Art	4	0
Biology	17	2
Chemistry	11	5
Computing	4	1
Eng. Drawing & Graph. Comm.		1
English	15	38
Environmental Science		14
French	1	2
Geography	1	2
German	0	1
Graphical Communication	4	
History	2	2
Home Econ. & Human Ecology	5	2
Information Technology	1	2
Italian	1	0
Maltese	8	8
Marketing	15	7
Philosophy	1	5
Physical Education		7
Physics	9	14
Psychology		23
Pure Maths	8	14
Religious Knowledge	2	2
Sociology	5	5
Spanish	1	0
Systems of Knowledge		55
Theatre and Performance	0	1

Table 2.7 presents the number of candidates who registered for the Matriculation examinations from the different localities in Malta and Gozo. The data is grouped by locality as well as by region. Figure 2.11 graphically represents the number of candidates from different regions.

Statistical Report (2019): Matriculation Certificate Examinations

Table 2.7: First Session Registrations of Matriculation Examinations Candidates by Region and Locality

Locality	Males	Females	Total
Southern Harbour	211	279	490
Birgu	5	5	10
Bormla	5	6	11
Fgura	34	50	84
Floriana	3	4	7
Isla	2	2	4
Kalkara	8	13	21
Luqa	16	23	39
Marsa	9	12	21
Paola	19	24	43
Santa Luċija	10	8	18
Tarxien	30	37	67
Valletta	12	12	24
Xgħajra	11	10	21
Żabbar	47	73	120
Northern Harbour	413	513	926
Birkirkara	80	89	169
Gżira	11	22	33
Ħamrun	21	26	47
Ibraġġ	54	48	102
Kappara	7	15	22
Msida	24	26	50
Pembroke	18	21	39
Pieta'	12	13	25
Qormi	46	67	113
San Ġiljan	31	41	72
San Ġwann	27	57	84
Santa Venera	30	29	59
Sliema	35	39	74
Swatar	13	19	32
Ta'Xbiex	4	1	5
South Eastern	245	370	615
Birżebbuġa	29	45	74
Għaxaq	16	27	43
Gudja	10	14	24
Kirkop	10	13	23
Marsascula	58	78	136
Marsaxlokk	11	24	35
Mqabba	22	24	46
Qrendi	8	16	24
Safi	8	10	18
Żejtun	32	45	77
Żurrieq	41	74	115

Statistical Report (2019): Matriculation Certificate Examinations

Locality	Males	Females	Total
Western	285	351	636
Attard	65	74	139
Baħrija	3	6	9
Balzan	21	22	43
Dingli	18	20	38
Iklin	22	22	44
Lija	11	14	25
Mdina	0	1	1
Mtarfa	23	25	48
Rabat	43	53	96
Sigġiewi	34	54	88
Żebbuġ	45	60	105
Northern	319	432	751
Baħar iċ-Ċagħaq	8	8	16
Buġibba	10	6	16
Burmarrad	1	0	1
Għargħur	10	22	32
Madliena	3	15	18
Manikata	1	4	5
Mellieħa	35	54	89
Mgarr	18	28	46
Mosta	97	122	219
Mrieħel	1	1	2
Naxxar	84	97	181
Qawra	11	26	37
San Pawl il-Baħar	40	48	88
San Pawl tat-Tarġa	0	1	1
Gozo	188	251	439
Fontana	5	11	16
Għajnsielem	9	20	29
Għarb	5	12	17
Għasri	4	3	7
Kerċem	8	11	19
Marsalforn	5	4	9
Munxar	4	14	18
Nadur	22	28	50
Qala	8	13	21
San Lawrenz	2	5	7
Sannat	10	17	27
Santa Luċija	2	1	3
Victoria	42	43	85
Xagħra	38	30	68
Xewkija	14	19	33
Xlendi	1	1	2
Żebbuġ	9	19	28

Statistical Report (2019): Matriculation Certificate Examinations

The data presented in Table 2.7 is illustrated in Figure 2.11. In Malta, the largest number of registrations by region for the Matriculation Certificate comes from the Northern Harbour (24.0%) and Northern (19.5%) regions while least candidates come from Gozo (11.4%) and Southern Harbour (12.7%) regions. Most candidates come from Mosta (219 candidates), Naxxar (181 candidates), Birkirkara (169 candidates), Attard (139 candidates), Marsascalea (136 candidates), Żabbar (120 candidates), and Żurrieq (115 candidates). Most candidates from Gozo came from the locality of Victoria (85 candidates).

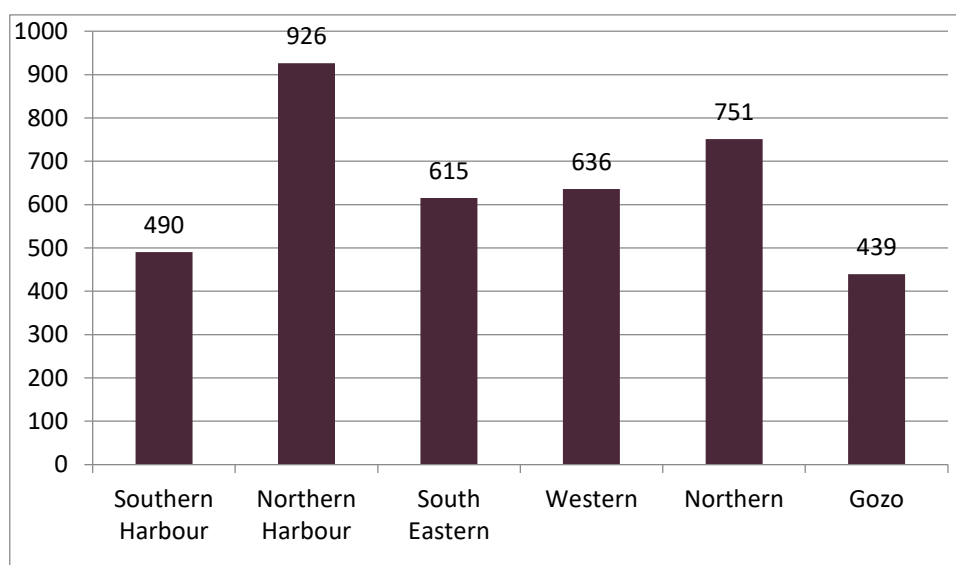


Figure 2.11: First Session Registrations of Matriculation Examinations Candidates by Region

Table 2.8 shows the number of candidates who requested a Revision of Papers following the First examination session. There were only five subjects in which requests for Revision of Papers were made at neither AM nor IM level. These five subjects are Arabic, Classical Studies, Spanish, Music and Russian. They are omitted in the table that follows. The overall percentage of requests for a Revision of Papers was higher for subjects at Advanced level compared to Intermediate level (9.2% and 4.2% respectively). These percentages are lower than the abnormally high percentages reported in 2018, though still higher than the percentage requests for Revision of Papers in 2017. Most percentage requests at AM level were in Theatre and Performance (36.4%), Chemistry (23.3%), Biology (14.5%) and German (14.3%). At IM level most requests were made in Theatre and Performance (8.8%), English (7.3%), and French (6.1%). Data relating to the outcome of these requests are presented in the following section.

Statistical Report (2019): Matriculation Certificate Examinations

Table 2.8: First Session Registrations for Revision of Papers

Subject	Advanced Level			Intermediate Level		
	Register	Requests	%	Register	Requests	%
Accounting	426	31	7.3	84	3	3.6
Applied Maths	4	0	0.0	36	1	2.8
Art	86	11	12.8	29	0	0.0
Biology	585	85	14.5	281	15	5.3
Chemistry	424	99	23.3	35	2	5.7
Computing	178	18	10.1	77	3	3.9
Economics	119	6	5.0	42	1	2.4
Eng. Drawing & Graph. Comm.				77	1	1.3
English	743	84	11.3	1186	87	7.3
Environmental Science				369	5	1.4
French	51	5	9.8	66	4	6.1
Geography	33	2	6.1	80	1	1.3
German	21	3	14.3	38	1	2.6
Graphical Communication	31	3	9.7			
History	75	1	1.3	68	1	1.5
Home Econ. & Human Ecology	111	10	9.0	62	1	1.6
Information Technology	36	1	2.8	140	2	1.4
Italian	95	1	1.1	93	1	1.1
Maltese	563	22	3.9	179	6	3.4
Marketing	494	18	3.6	350	10	2.9
Philosophy	84	4	4.8	287	12	4.2
Physical Education				141	1	0.7
Physics	389	30	7.7	458	21	4.6
Psychology				873	33	3.8
Pure Maths	500	47	9.4	532	18	3.4
Religious Knowledge	51	5	9.8	182	6	3.3
Sociology	216	4	1.9	258	8	3.1
Systems of Knowledge				1965	96	4.9
Theatre and Performance	11	4	36.4	34	3	8.8
TOTAL	5377	494	9.2	8099	343	4.2

Statistical Report (2019): Matriculation Certificate Examinations

3. FIRST SESSION RESULTS

Table 3.1 presents the Advanced Level results by gender obtained in the different subjects for all candidates. Table 3.2 presents the same information for Intermediate Level results.

Table 3.1: First Session - Advanced Level Results by Subject and Gender

Subject	A	B	C	D	E	F	abs	Total
Accounting	22	44	82	56	45	115	62	426
Females	13	23	47	30	31	68	41	253
Males	9	21	35	26	14	47	21	173
Applied Maths	0	0	0	1	0	2	1	4
Females	0	0	0	1	0	0	1	2
Males	0	0	0	0	0	2	0	2
Arabic	0	1	1	0	2	0	2	6
Females	0	1	1	0	0	0	1	3
Males	0	0	0	0	2	0	1	3
Art	1	12	12	24	9	15	13	86
Females	1	7	7	18	5	11	9	58
Males	0	5	5	6	4	4	4	28
Biology	67	114	142	91	68	51	52	585
Females	37	74	99	61	46	35	33	385
Males	30	40	43	30	22	16	19	200
Chemistry	60	65	115	59	48	48	29	424
Females	34	38	77	39	29	29	15	261
Males	26	27	38	20	19	19	14	163
Computing	14	26	42	40	29	13	14	178
Females	1	6	11	12	7	3	2	42
Males	13	20	31	28	22	10	12	136
Economics	9	18	33	27	7	8	17	119
Females	4	8	24	12	4	3	13	68
Males	5	10	9	15	3	5	4	51
Engineering Drawing	0	0	1	1	1	0	0	3
Females	0	0	0	0	1	0	0	1
Males	0	0	1	1	0	0	0	2
English	18	44	215	129	120	148	69	743
Females	12	32	169	83	83	89	42	510
Males	6	12	46	46	37	59	27	233
French	4	5	13	9	9	3	8	51
Females	4	5	9	5	8	3	6	40
Males	0	0	4	4	1	0	2	11
Geography	4	7	11	3	3	2	3	33
Females	3	4	6	1	1	1	1	17
Males	1	3	5	2	2	1	2	16
German	3	4	4	4	2	3	1	21
Females	2	1	3	3	2	3	1	15
Males	1	3	1	1	0	0	0	6
Graphical Communication	3	2	9	7	2	7	1	31
Females	1	1	5	0	1	3	0	11
Males	2	1	4	7	1	4	1	20
History	4	8	24	13	7	9	10	75
Females	2	1	11	4	4	3	3	28
Males	2	7	13	9	3	6	7	47

Statistical Report (2019): Matriculation Certificate Examinations

Subject		A	B	C	D	E	F	abs	Total
Home Econ. & Human Ecology		5	16	41	16	13	12	8	111
	Females	5	15	39	15	11	7	8	100
	Males	0	1	2	1	2	5	0	11
Information Technology		2	6	11	4	2	5	6	36
	Females	0	4	3	1	2	2	2	14
	Males	2	2	8	3	0	3	4	22
Italian		7	11	35	8	6	9	19	95
	Females	6	6	29	5	3	5	12	66
	Males	1	5	6	3	3	4	7	29
Maltese		27	123	174	85	51	47	56	563
	Females	21	82	117	57	30	27	36	370
	Males	6	41	57	28	21	20	20	193
Marketing		24	65	125	50	50	75	105	494
	Females	16	35	70	24	21	40	59	265
	Males	8	30	55	26	29	35	46	229
Music		1	2	2	0	0	0	1	6
	Females	1	1	0	0	0	0	1	3
	Males	0	1	2	0	0	0	0	3
Philosophy		5	13	17	12	9	12	16	84
	Females	3	9	10	6	7	9	9	53
	Males	2	4	7	6	2	3	7	31
Physics		21	51	105	82	57	35	38	389
	Females	8	23	44	32	21	8	16	152
	Males	13	28	61	50	36	27	22	237
Pure Maths		38	87	140	38	33	109	55	500
	Females	11	28	61	9	13	31	21	174
	Males	27	59	79	29	20	78	34	326
Religious Knowledge		3	3	4	7	12	12	10	51
	Females	1	1	2	3	6	7	5	25
	Males	2	2	2	4	6	5	5	26
Russian		4	2	1	0	0	1	0	8
	Females	2	2	1	0	0	0	0	5
	Males	2	0	0	0	0	1	0	3
Sociology		16	35	62	33	19	16	35	216
	Females	12	30	43	24	14	8	25	156
	Males	4	5	19	9	5	8	10	60
Spanish		6	5	11	4	1	0	4	31
	Females	5	3	8	1	0	0	1	18
	Males	1	2	3	3	1	0	3	13
Theatre and Performance		0	3	1	5	0	1	1	11
	Females	0	3	1	2	0	1	1	8
	Males	0	0	0	3	0	0	0	3

Statistical Report (2019): Matriculation Certificate Examinations

Table 3.2: First Session - Intermediate Level Results by Subject and Gender

Subject	A	B	C	D	E	F	abs	Total
Accounting	6	17	17	11	6	15	12	84
Females	0	10	8	5	3	9	6	41
Males	6	7	9	6	3	6	6	43
Applied Maths	2	4	5	8	4	7	6	36
Females	0	2	1	4	1	3	2	13
Males	2	2	4	4	3	4	4	23
Arabic	1	0	1	1	0	0	0	3
Females	1	0	1	0	0	0	0	2
Males	0	0	0	1	0	0	0	1
Art	2	1	5	5	9	5	2	29
Females	2	1	4	4	6	4	0	21
Males	0	0	1	1	3	1	2	8
Biology	5	25	67	43	38	61	42	281
Females	4	19	58	37	31	47	34	230
Males	1	6	9	6	7	14	8	51
Chemistry	3	2	3	4	4	13	6	35
Females	1	2	3	3	1	9	3	22
Males	2	0	0	1	3	4	3	13
Classical Studies	6	6	8	6	6	9	8	49
Females	5	2	3	5	4	4	3	26
Males	1	4	5	1	2	5	5	23
Computing	4	16	21	12	9	8	7	77
Females	2	3	8	2	3	2	1	21
Males	2	13	13	10	6	6	6	56
Economics	0	8	11	4	5	4	10	42
Females	0	5	6	1	2	1	3	18
Males	0	3	5	3	3	3	7	24
Eng. Drawing & Graph. Comm.	6	10	18	16	7	14	6	77
Females	1	3	8	5	2	4	0	23
Males	5	7	10	11	5	10	6	54
English	25	121	322	187	136	309	86	1186
Females	17	70	172	90	67	147	44	607
Males	8	51	150	97	69	162	42	579
Environmental Science	17	30	90	86	61	15	70	369
Females	11	18	49	45	34	11	47	215
Males	6	12	41	41	27	4	23	154
French	7	10	17	13	9	5	5	66
Females	6	4	12	6	5	5	4	42
Males	1	6	5	7	4	0	1	24
Geography	2	11	25	18	6	1	17	80
Females	1	7	11	12	1	0	9	41
Males	1	4	14	6	5	1	8	39
German	8	4	5	8	6	1	6	38
Females	4	2	5	6	5	0	4	26
Males	4	2	0	2	1	1	2	12
History	7	7	20	12	6	4	12	68
Females	4	5	7	5	4	2	4	31
Males	3	2	13	7	2	2	8	37
Home Econ. & Human Ecology	5	12	21	4	4	6	10	62
Females	5	11	15	4	2	4	8	49
Males	0	1	6	0	2	2	2	13
Information Technology	12	27	50	23	3	10	15	140
Females	7	14	21	9	3	3	4	61
Males	5	13	29	14	0	7	11	79
Italian	9	9	32	17	11	6	9	93
Females	7	7	16	12	5	0	4	51
Males	2	2	16	5	6	6	5	42

Statistical Report (2019): Matriculation Certificate Examinations

Subject	A	B	C	D	E	F	abs	Total
Latin	0	1	0	0	0	0	0	1
Females	0	0	0	0	0	0	0	0
Males	0	1	0	0	0	0	0	1
Maltese	3	18	42	36	29	32	19	179
Females	1	10	29	23	15	18	13	109
Males	2	8	13	13	14	14	6	70
Marketing	29	55	81	43	36	31	75	350
Females	10	25	41	21	17	15	37	166
Males	19	30	40	22	19	16	38	184
Music	0	1	2	0	0	0	2	5
Females	0	1	2	0	0	0	2	5
Males	0	0	0	0	0	0	0	0
Philosophy	23	35	79	34	28	57	31	287
Females	14	26	46	19	12	25	10	152
Males	9	9	33	15	16	32	21	135
Physical Education	7	17	38	29	10	25	15	141
Females	4	7	17	10	3	14	5	60
Males	3	10	21	19	7	11	10	81
Physics	31	75	92	69	51	89	51	458
Females	11	34	57	35	29	50	28	244
Males	20	41	35	34	22	39	23	214
Psychology	50	71	202	130	84	197	139	873
Females	42	57	149	98	58	123	100	627
Males	8	14	53	32	26	74	39	246
Pure Maths	49	60	117	64	58	109	75	532
Females	27	36	70	36	28	49	27	273
Males	22	24	47	28	30	60	48	259
Religious Knowledge	7	9	37	33	22	43	31	182
Females	6	6	22	16	9	22	16	97
Males	1	3	15	17	13	21	15	85
Russian	0	0	0	0	0	0	2	2
Females	0	0	0	0	0	0	1	1
Males	0	0	0	0	0	0	1	1
Sociology	12	37	62	27	27	35	58	258
Females	11	28	45	17	21	21	37	180
Males	1	9	17	10	6	14	21	78
Spanish	6	2	4	1	0	1	4	18
Females	6	2	1	0	0	1	3	13
Males	0	0	3	1	0	0	1	5
Systems of Knowledge	85	234	664	376	139	368	99	1965
Females	59	160	412	201	57	210	53	1152
Males	26	74	252	175	82	158	46	813
Theatre and Performance	5	8	8	2	0	9	2	34
Females	5	8	8	1	0	7	2	31
Males	0	0	0	1	0	2	0	3

Statistical Report (2019): Matriculation Certificate Examinations

One observes that, except for small entry subjects, the whole range of grades is assigned in all subjects. Candidates' performance varies between subjects. At AM level, the percentage of candidates attaining Grades A to C varies from 0% (Applied Mathematics) to 87.5% (Russian) and 83.3% (Music). At IM level, the percentage of candidates attaining Grades A to C varies from 0% (Russian) and 22.9% (Chemistry) to 66.7% (Spanish, Arabic) and 100% (Latin). Subjects with very high or low percentage of candidates obtaining Grades A to C are usually subjects with a few candidates.

On comparing these values with those of 2018, it seems that a decrease in the percentage of candidates obtaining Grades A to C was noted in most subjects at either level. In fact, the percentage of candidates obtaining Grades A to C decreased in 20 AM subjects and 22 IM subjects, while this percentage increased only in 8 AM subjects and 11 IM subjects.

The percentage of absent candidates has increased considerably in 2019 when compared to 2018. On average, 12.8% of AM level candidates were absent in 2019. This figure stood at 7.9% in 2018. This difference is notable in some subjects more than others. For instance, the change in percentage of absent candidates between 2018 and 2019 was of +15.1% in AM Italian (from 4.9% to 20%), +9.3% in AM Economics (from 5.0% to 14.3%), and +8.8% in AM Philosophy (from 10.2% to 19.0%). Increase in the percentage of absent candidates was noted in all subjects at AM level except for History (-0.8%), Computing (-1.8%), Graphical Communication (-2.7%) and Religious Knowledge (-7.1%).

This situation is replicated in IM level subjects where the percentage of absent candidates increased from an average of 6.6% in 2018 to 16.4% in 2019. The most notable increases are those of +22.3% in IM Economics (from 1.5% to 23.8%), +18.5% in IM Spanish (from 3.7% to 22.2%), and +14.2% in IM Marketing (from 7.2% to 21.4%). A decrease in the percentage of absent candidates was only noted in three IM subjects: -2.2% in IM Chemistry (from 19.4% to 17.1%), -3.8% in IM Accounting (from 18.1% to 14.3%), and -6.7% in IM Art (from 13.6% to 6.9%).

This data suggests that the introduction of government subsidized examinations in 2019 might have considerably increased the number of absent candidates.

Percentage of first session candidates attaining Grades A to C in subjects at AM level

>90%

>80% Music, Russian,

>70% Spanish,

>60% Geography,

>50% Biology, Chemistry, Economics, German, Home Econ. & Human Ecology, Information Technology, Italian, Maltese, Pure Maths, Sociology,

>40% Computing, French, Graphical Communication, History, Marketing, Philosophy, Physics,

>30% Accounting, Arabic, Engineering Drawing, English,

<30% Applied Maths, Art, Religious Knowledge.

Statistical Report (2019): Matriculation Certificate Examinations

Percentage of first session candidates attaining Grades A to C in subjects at IM level	
>90%	Latin,
>80%	
>70%	
>60%	Arabic, Home Econ. & Human Ecology, Information Technology, Music,
>50%	Computing, French, History, Italian,
>40%	Accounting, Classical Studies, Economics, Eng. Drawing & Graph. Comm., Geography, German, Marketing, Philosophy, Physical Education, Physics, Pure Maths,
>30%	Applied Maths, Biology, English, Environmental Science, Maltese, Psychology,
<30%	Art, Chemistry.

Table 3.3, which is a new table for the 2019 Statistical Report, shows the results of the candidates with EAA. Table 3.4 shows the outcomes of Revision of Papers for the First session. Subjects in which there were no candidates with EAA or no candidates registering for Revision of Papers are omitted from Tables 3.3 and 3.4 respectively.

Statistical Report (2019): Matriculation Certificate Examinations

Table 3.3: First Session – Results of Candidates with Examination Access Arrangements

Subject	Advanced								Intermediate							
	A	B	C	D	E	F	Abs	Total	A	B	C	D	E	F	Abs	Total
Accounting	0	0	0	1	2	2	0	5	0	0	0	2	1	0	0	3
Applied Maths									0	0	0	0	0	0	1	1
Art	0	0	2	1	1	0	0	4								
Biology	0	2	6	3	3	2	1	17	0	0	0	0	1	1	0	2
Chemistry	1	0	5	2	0	3	0	11	2	0	0	1	1	0	1	5
Computing	0	1	1	0	1	0	1	4	0	0	1	0	0	0	0	1
Eng. Drawing & Graph. Comm.									0	0	0	1	0	0	0	1
English	0	0	4	2	3	6	0	15	0	2	8	8	4	15	1	38
Environmental Science									1	0	4	5	2	2	0	14
French	0	0	0	1	0	0	0	1	0	1	1	0	0	0	0	2
Geography	0	1	0	0	0	0	0	1	0	0	2	0	0	0	0	2
German									0	0	0	0	1	0	0	1
Graphical Communication	0	0	1	0	1	2	0	4								
History	0	0	1	1	0	0	0	2	0	1	0	0	0	1	0	2
Home Econ. & Human Ecology	0	0	1	1	2	1	0	5	0	1	0	0	0	1	0	2
Information Technology	0	0	1	0	0	0	0	1	0	0	2	0	0	0	0	2
Italian	0	0	1	0	0	0	0	1	0	0	0	0	0	0	0	0
Maltese	0	1	1	4	0	2	0	8	0	0	2	0	4	2	0	8
Marketing	0	2	7	1	0	1	4	15	2	2	0	1	0	1	1	7
Philosophy	0	0	0	1	0	0	0	1	0	0	3	1	0	1	0	5
Physical Education									0	0	2	1	2	1	1	7
Physics	0	1	3	2	1	1	1	9	1	1	3	3	3	2	1	14
Psychology									1	1	5	3	3	9	1	23
Pure Maths	0	1	3	0	0	4	0	8	2	5	1	3	0	3	0	14
Religious Knowledge	0	0	0	0	1	1	0	2	0	0	0	2	0	0	0	2
Sociology	0	0	2	0	1	1	1	5	1	1	1	0	0	2	0	5
Spanish	0	1	0	0	0	0	0	1								
Systems Of Knowledge									0	3	15	10	6	20	1	55
Theatre And Performance									0	1	0	0	0	0	0	1

Statistical Report (2019): Matriculation Certificate Examinations

Table 3.4: First Session - Outcomes of Requests for Revision of Papers

Subject	Advanced Level				Intermediate Level			
	Registered	Requested	Upgraded	%	Registered	Requested	Upgraded	%
Accounting	426	31	0	0.0	84	3	0	0.0
Applied Maths	4	0	0		36	1	0	0.0
Art	86	11	0	0.0	29	0	0	
Biology	585	85	0	0.0	281	15	0	0.0
Chemistry	424	99	2	2.0	35	2	0	0.0
Computing	178	18	0	0.0	77	3	0	0.0
Economics	119	6	1	16.7	42	1	0	0.0
Eng. Drawing & Graph. Comm.					77	1	0	0.0
English	743	84	0	0.0	1186	87	1	1.1
Environmental Science					369	5	0	0.0
French	51	5	0	0.0	66	4	0	0.0
Geography	33	2	0	0.0	80	1	0	0.0
German	21	3	0	0.0	38	1	0	0.0
Graphical Communication	31	3	0	0.0				
History	75	1	0	0.0	68	1	0	0.0
Home Econ. & Human Ecology	111	10	0	0.0	62	1	0	0.0
Information Technology	36	1	0	0.0	140	2	0	0.0
Italian	95	1	0	0.0	93	1	0	0.0
Maltese	563	22	1	4.5	179	6	0	0.0
Marketing	494	18	1	5.6	350	10	0	0.0
Philosophy	84	4	0	0.0	287	12	0	0.0
Physical Education					141	1	0	0.0
Physics	389	30	0	0.0	458	21	0	0.0
Psychology					873	33	1	3.0
Pure Maths	500	47	0	0.0	532	18	0	0.0
Religious Knowledge	51	5	0	0.0	182	6	1	16.7
Sociology	216	4	0	0.0	258	8	1	12.5
Systems of Knowledge					1965	96	6	6.3
Theatre and Performance	11	4	0	0.0	34	3	0	0.0
TOTAL		494	5	1.0		343	10	2.9

Statistical Report (2019): Matriculation Certificate Examinations

When comparing data in Table 3.3 with the results of all candidates in Table 3.1 and Table 3.2, one notes that both the percentage of candidates obtaining Grades A to C and the percentage of candidates being absent for examinations are lower. This analysis is summarised in the table below.

Table 3.5: First Session – Summary of results of candidates with EAA and candidates without EAA

	Advanced Matriculation		Intermediate Matriculation	
	All candidates	Candidates with EAA	All candidates	Candidates with EAA
% A to C	47.8%	36.4%	43.7%	41.7%
% abs	11.8%	0.9%	11.5%	6.6%

Table 3.4 shows that in the 2019 first session, at Advanced level, 5 out of the 494 requests for a Revision of Papers had their grade revised. This means at 0.1% of the requests resulted in a higher grade. At Intermediate level, 10 out of the 343 requests had their grade revised. At this level, 2.9% of the requests resulted in an upgrade. Thus, although the number of requests for Revision of Papers was higher than 2018, the percentage change in grades was lower.

Table 3.6 presents data relating to the number of candidates awarded the Matriculation Certificate after the 2019 first examination session.

Table 3.6: Matriculation Certificates Awarded in the First Session

Cohort	Males	Females	Total
All Candidates	483	731	1214
2001 Cohort	373	597	970
2002 Cohort	3	0	3
2000 Cohort	89	111	200

The number of candidates being awarded the Matriculation Certificate following the First session of 2019 is larger than the number of candidates who sat for the total of six examinations required to obtain the Matriculation Certificate in this session (765). This shows that this session was not the first session for a number of candidates. The data in Table 3.5 shows that 31.5% of all first session candidates (29.1% of males and 33.3% of females) obtained the Matriculation Certificate following the First session. If only the 2001 cohort are considered, 54.3% of candidates (47.7% of males and 57.6% of females) were awarded the Matriculation Certificate following the First session. These make up 25.1% of the children born 18 years ago (18.7% of males and 32.0% of females). Of the 765 candidates (330 males and 435 females) who sat for the examinations required to obtain the Matriculation Certificate in the First session, 317 (124 males and 193 females) obtained the certificate. These are equal to 41.4% (37.6% of males and 44.4% of females). When comparing to last year's statistics, one notices that the percentage of candidates obtaining the Matriculation Certificate has increased slightly regardless of how this value is looked at with, however, an increase in disparity between males and females.

4. SECOND SESSION REGISTRATIONS

Since 2012 the September session for Advanced and Intermediate Matriculation Level of examination is no longer a supplementary session but a separate session from the First session. Thus, while candidates used to register for the Second session to re-sit examinations, other candidates are now registering for Advanced and/or Intermediate examinations for the first time. Of the 2,895 candidates for the Second session, 1,062 (36.7%) did not sit for examinations in the First session. The data in the following tables suggest that many of the latter candidates are students in their first year of post-secondary studies who take the opportunity of the amended regulations to spread the examinations in six subjects required for the award of the Matriculation Certificate over two or more sessions without possibly missing out a year at University in case of a failure. In fact, more 17-year-olds, rather than 18-year-olds, sat for examinations in the Second session of 2018. In addition, a total of 54 (32 female and 22 male) 16-year-olds and one 15-year-old sat for examinations in this session. The total number of candidates who registered for the 2019 Second session of examinations is given in Table 4.1.

Table 4.1: Total Number of Candidates Sitting for the Second Session

Cohort	Males	Females	Total
All Candidates	1249	1646	2895
2001 Cohort	378	508	886
2002 Cohort	552	779	1331
First Sit	451	611	1062

The numbers of candidates who registered for AM and IM Level examinations are given in Tables 4.2 below. The data is presented by gender and date of birth.

Table 4.2: Registrations for the Second Session by Year of Birth and Gender

Year	Advanced Level			Intermediate Level		
	Males	Females	Total	Males	Females	Total
<1996	18	36	54	7	21	28
1996	4	5	9	3	3	6
1997	10	14	24	8	10	18
1998	22	18	40	20	12	32
1999	36	34	70	43	33	76
2000	117	123	240	108	130	238
2001	249	305	554	282	392	674
2002	123	183	306	522	746	1268
2003	1	3	4	22	31	53
2004	0	0	0	1	0	1
Total	580	721	1301	1016	1378	2394

Statistical Report (2019): Matriculation Certificate Examinations

Table 4.2 shows that the largest number of registrations for Advanced Level examinations was made by the 2001 cohort. These are likely to be candidates who have finished their two-year course at Form VI. Most registrations from Intermediate Level examinations are from the 2002 cohort. These are probably candidates who are sitting examinations following one year of their two-year course to, in the candidates' own words, "get them out of the way"³.

Table 4.3 below provides information on the numbers of candidates, males and females, who applied to sit for Matriculation examinations at Advanced and Intermediate levels in the different subjects in the Second session. Subjects with no registrations at either level are not shown.

Table 4.3: Second Session Matriculation Examination Registrations by Subject and Gender

Subject	Advanced Level			Intermediate Level		
	Males	Females	Total	Males	Females	Total
Accounting	47	77	124	23	19	42
Applied Maths	0	1	1	12	9	21
Arabic	0	4	4	0	3	3
Art	8	12	20	1	3	4
Biology	22	59	81	57	177	234
Chemistry	21	23	44	8	22	30
Classical Studies				7	23	30
Computing	46	10	56	16	5	21
Economics	14	9	23	17	11	28
Eng. Drawing & Graph. Comm.						
English	83	155	238	456	485	941
Environmental Science				62	109	171
French	2	7	9	12	24	36
Geography	4	1	5	25	16	41
German	3	6	9	11	23	34
Graphical Communication	3	1	4			
History	14	10	24	15	15	30
Home Econ. & Human Ecology	1	14	15	10	36	46
Information Technology	5	0	5	23	13	36
Italian	7	10	17	18	23	41
Maltese	37	104	141	26	63	89
Marketing	96	91	187	110	111	221
Music	1	0	1	0	3	3
Philosophy	7	11	18	59	59	118
Physical Education				39	36	75
Physics	43	24	67	97	127	224
Psychology				139	277	416
Pure Maths	82	31	113	120	144	264
Religious Knowledge	9	14	23	53	58	111
Russian	2	0	2	1	1	2
Sociology	21	43	64	47	105	152
Spanish	1	2	3	2	3	5
Systems Of Knowledge				220	289	509
Theatre And Performance	1	1	2	1	7	8

³ MATSEC Support Unit (2017). *Candidates' Feedback: MATSEC 2017 Examinations*. Malta: University of Malta. Retrieved from <https://www.um.edu.mt/matsec/reports/researchreports>

Statistical Report (2019): Matriculation Certificate Examinations

In the Second session of 2019, there were registrations for all subjects at AM and IM level apart from Greek and Latin. This is very different from previous years and could be an effect of the government's decision to fully subsidize examinations registration costs in 2019.

During the Second session, the AM Level subjects with most candidates were English (238 candidates), Marketing (187 candidates), Maltese (141 candidates), Accounting (124 candidates), and Pure Mathematics (113 candidates). At IM Level, subjects with most candidates were English (941 candidates), Systems of Knowledge (509 candidates), Psychology (416 candidates), Pure Mathematics (264 candidates), Biology (234 candidates), Physics (224 candidates), Marketing (221 candidates), and Environmental Science (171 candidates).

A total of 1,301 candidates (580 males and 721 females) applied to sit for an AM Level examination in the Second session of 2019. Table 4.4 shows the number of IM Level subjects that candidates applied for in the Second session. One should note that the Second session is a restricted session where candidates can apply for a maximum of one AM Level examination, four IM level subjects - one from each group - and Systems of Knowledge. Most candidates applied for one Intermediate Level examination.

Table 4.4: Second Session Intermediate Level Registrations by Number of Subjects and Gender

Number of Subjects	Males	Females	Total
1	464	644	1108
2	417	563	980
3	116	151	267
4	18	19	37
5	1	1	2

Table 4.5 below shows the number of requests, by subject, made for a Revision of Papers after the publication of the second session results. Data relating to the outcome of these requests are presented in the following section. For AM and IM Level examinations, 5.2% and 5.9% of the respective papers were revised following registrations for Revision of Papers. Subjects with no requests for Revision of Papers are omitted from the table.

Statistical Report (2019): Matriculation Certificate Examinations

Table 4.5: Second Session Registration for Revision of Papers

Subject	Advanced Level			Intermediate Level		
	Registered	Requested	%	Registered	Requested	%
Accounting	124	4	3.2			
Biology	81	5	6.2	234	10	4.3
Chemistry	44	2	4.5	30	1	3.3
Computing	56	4	7.1			
Economics	23	1	4.3			
Eng. Drawing & Graph. Comm.				41	1	2.4
English	238	23	9.7	941	120	12.8
Environmental Science				171	4	2.3
French	9	1	11.1	36	1	2.8
German	9	1	11.1			
Home Econ. & Human Ecology				46	1	2.2
Italian				41	1	2.4
Maltese	141	8	5.7	89	1	1.1
Marketing	187	3	1.6	221	9	4.1
Philosophy	18	1	5.6	118	4	3.4
Physics	67	5	7.5	224	9	4.0
Psychology				416	14	3.4
Pure Maths	113	5	4.4	264	12	4.5
Religious Knowledge	23	4	17.4	111	8	7.2
Sociology				152	3	2.0
Systems Of Knowledge				509	37	7.3
TOTAL	1300	67	5.2	4027	236	5.9

Statistical Report (2019): Matriculation Certificate Examinations

5. SECOND SESSION RESULTS

The following tables present the results of the 2019 Second session of examinations. Table 5.1 and Table 5.2 respectively present the Advanced and Intermediate level results by gender. It is important to note that registrations for the Second session are restricted to a maximum of six subjects: one subject at AM level; one subject from each of Group 1, Group 2, Group 3 and Group 4 subjects at IM level; and Systems of Knowledge.

Table 5.1: Second Session - Advanced Level Results by Subject and Gender

Subject	A	B	C	D	E	F	abs	Total
Accounting	0	1	15	31	12	40	25	124
Females	0	0	8	18	10	26	15	77
Males	0	1	7	13	2	14	10	47
Applied Mathematics	0	1	0	0	0	0	0	1
Females	0	1	0	0	0	0	0	1
Males	0	0	0	0	0	0	0	0
Arabic	0	1	0	0	0	1	2	4
Females	0	1	0	0	0	1	2	4
Males	0	0	0	0	0	0	0	0
Art	0	0	4	7	4	5	0	20
Females	0	0	2	6	1	3	0	12
Males	0	0	2	1	3	2	0	8
Biology	0	0	6	12	16	42	5	81
Females	0	0	5	7	12	31	4	59
Males	0	0	1	5	4	11	1	22
Chemistry	0	0	2	1	9	24	8	44
Females	0	0	1	1	7	11	3	23
Males	0	0	1	0	2	13	5	21
Computing	4	4	11	12	12	9	4	56
Females	0	0	3	4	2	0	1	10
Males	4	4	8	8	10	9	3	46
Economics	1	2	2	3	4	1	10	23
Females	1	0	0	2	3	0	3	9
Males	0	2	2	1	1	1	7	14
Engineering Drawing	0	0	0	0	0	1	0	1
Females	0	0	0	0	0	1	0	1
Males	0	0	0	0	0	0	0	0
English	1	1	66	55	38	39	38	238
Females	1	1	36	31	29	27	30	155
Males	0	0	30	24	9	12	8	83
French	0	0	3	2	3	1	0	9
Females	0	0	3	1	2	1	0	7
Males	0	0	0	1	1	0	0	2
Geography	0	0	0	1	0	2	2	5
Females	0	0	0	0	0	1	0	1
Males	0	0	0	1	0	1	2	4
German	1	0	3	0	3	0	2	9
Females	0	0	1	0	3	0	2	6
Males	1	0	2	0	0	0	0	3
Graphical Communication	0	0	0	1	0	3	0	4
Females	0	0	0	0	0	1	0	1
Males	0	0	0	1	0	2	0	3

Statistical Report (2019): Matriculation Certificate Examinations

Subject		A	B	C	D	E	F	abs	Total
History		3	4	7	0	2	1	7	24
	Females	2	2	4	0	0	0	2	10
	Males	1	2	3	0	2	1	5	14
Home Ec. & Human Ecology		0	0	3	3	4	5	0	15
	Females	0	0	3	2	4	5	0	14
	Males	0	0	0	1	0	0	0	1
Information Technology		0	2	0	0	0	1	2	5
	Females	0	0	0	0	0	0	0	0
	Males	0	2	0	0	0	1	2	5
Italian		2	1	5	0	2	2	5	17
	Females	1	0	3	0	2	0	4	10
	Males	1	1	2	0	0	2	1	7
Maltese		3	18	64	23	7	7	19	141
	Females	2	12	47	16	6	5	16	104
	Males	1	6	17	7	1	2	3	37
Marketing		7	24	40	16	14	37	49	187
	Females	6	15	17	10	3	21	19	91
	Males	1	9	23	6	11	16	30	96
Music		0	0	1	0	0	0	0	1
	Females	0	0	0	0	0	0	0	0
	Males	0	0	1	0	0	0	0	1
Philosophy		0	1	4	6	0	2	5	18
	Females	0	1	2	5	0	1	2	11
	Males	0	0	2	1	0	1	3	7
Physics		0	1	24	19	6	8	9	67
	Females	0	0	11	7	2	3	1	24
	Males	0	1	13	12	4	5	8	43
Pure Mathematics		1	7	41	8	10	24	22	113
	Females	0	3	11	3	5	3	6	31
	Males	1	4	30	5	5	21	16	82
Religious Knowledge		0	0	2	4	7	5	5	23
	Females	0	0	2	2	3	4	3	14
	Males	0	0	0	2	4	1	2	9
Russian		0	1	0	0	0	0	1	2
	Females	0	0	0	0	0	0	0	0
	Males	0	1	0	0	0	0	1	2
Sociology		3	4	17	9	10	10	11	64
	Females	1	3	11	6	8	6	8	43
	Males	2	1	6	3	2	4	3	21
Spanish		0	0	0	1	0	0	2	3
	Females	0	0	0	0	0	0	2	2
	Males	0	0	0	1	0	0	0	1
Theatre and Performance		0	0	2	0	0	0	0	2
	Females	0	0	1	0	0	0	0	1
	Males	0	0	1	0	0	0	0	1

Statistical Report (2019): Matriculation Certificate Examinations
Table 5.2: Second Session - Intermediate Level Results by Subject and Gender

Subject	A	B	C	D	E	F	abs	Total
Accounting	3	13	11	3	1	5	6	42
Females	2	5	4	2	0	2	4	19
Males	1	8	7	1	1	3	2	23
Applied Maths	4	8	3	1	3	1	1	21
Females	1	2	3	1	1	1	0	9
Males	3	6	0	0	2	0	1	12
Arabic	0	1	1	0	1	0	0	3
Females	0	1	1	0	1	0	0	3
Males	0	0	0	0	0	0	0	0
Art	0	0	0	0	0	2	2	4
Females	0	0	0	0	0	2	1	3
Males	0	0	0	0	0	0	1	1
Biology	21	23	53	33	23	47	34	234
Females	16	16	37	23	20	36	29	177
Males	5	7	16	10	3	11	5	57
Chemistry	0	1	1	3	4	13	8	30
Females	0	1	0	1	4	10	6	22
Males	0	0	1	2	0	3	2	8
Classical Studies	5	1	8	4	2	2	8	30
Females	4	1	6	3	2	2	5	23
Males	1	0	2	1	0	0	3	7
Computing	1	2	4	4	3	4	3	21
Females	1	0	0	1	2	0	1	5
Males	0	2	4	3	1	4	2	16
Economics	3	9	6	3	0	0	7	28
Females	2	2	1	2	0	0	4	11
Males	1	7	5	1	0	0	3	17
Eng. Drawing & Graph. Comm.	2	6	6	1	3	12	11	41
Females	0	0	1	0	1	1	2	5
Males	2	6	5	1	2	11	9	36
English	2	21	167	200	159	277	115	941
Females	1	13	84	103	77	148	59	485
Males	1	8	83	97	82	129	56	456
Environmental Science	3	7	33	34	28	23	43	171
Females	2	4	18	24	16	17	28	109
Males	1	3	15	10	12	6	15	62
French	5	6	2	3	9	1	10	36
Females	2	6	1	1	6	1	7	24
Males	3	0	1	2	3	0	3	12
Geography	3	6	13	5	4	3	7	41
Females	1	3	4	4	2	0	2	16
Males	2	3	9	1	2	3	5	25
German	10	7	9	3	3	0	2	34
Females	6	6	7	1	3	0	0	23
Males	4	1	2	2	0	0	2	11
History	2	8	8	2	4	1	5	30
Females	0	5	5	1	2	0	2	15
Males	2	3	3	1	2	1	3	15
Home Econ. & Human Ecology	0	3	20	6	5	5	7	46
Females	0	1	17	5	4	4	5	36
Males	0	2	3	1	1	1	2	10
Information Technology	9	8	8	0	1	4	6	36
Females	5	3	1	0	1	1	2	13
Males	4	5	7	0	0	3	4	23
Italian	1	4	15	5	6	4	6	41
Females	1	2	8	4	4	1	3	23
Males	0	2	7	1	2	3	3	18

Statistical Report (2019): Matriculation Certificate Examinations

Subject	A	B	C	D	E	F	abs	Total
Maltese	1	13	23	15	15	9	13	89
Females	1	9	16	14	10	5	8	63
Males	0	4	7	1	5	4	5	26
Marketing	4	21	58	28	28	48	34	221
Females	3	14	27	17	11	22	17	111
Males	1	7	31	11	17	26	17	110
Music	0	2	1	0	0	0	0	3
Females	0	2	1	0	0	0	0	3
Males	0	0	0	0	0	0	0	0
Philosophy	11	7	30	19	14	19	18	118
Females	10	1	18	11	2	8	9	59
Males	1	6	12	8	12	11	9	59
Physical Education	0	6	8	15	12	17	17	75
Females	0	3	5	5	4	9	10	36
Males	0	3	3	10	8	8	7	39
Physics	14	34	41	31	25	46	33	224
Females	11	20	22	22	9	27	16	127
Males	3	14	19	9	16	19	17	97
Psychology	17	58	64	71	27	105	74	416
Females	14	41	37	49	20	64	52	277
Males	3	17	27	22	7	41	22	139
Pure Maths	12	17	31	55	39	68	42	264
Females	7	15	18	30	19	42	13	144
Males	5	2	13	25	20	26	29	120
Religious Knowledge	0	2	12	11	17	53	16	111
Females	0	1	5	5	7	30	10	58
Males	0	1	7	6	10	23	6	53
Russian	1	1	0	0	0	0	0	2
Females	1	0	0	0	0	0	0	1
Males	0	1	0	0	0	0	0	1
Sociology	4	7	27	21	29	29	35	152
Females	3	6	16	15	19	20	26	105
Males	1	1	11	6	10	9	9	47
Spanish	0	2	0	1	1	1	0	5
Females	0	1	0	0	1	1	0	3
Males	0	1	0	1	0	0	0	2
Systems Of Knowledge	1	9	85	88	60	225	41	509
Females	1	6	50	50	31	131	20	289
Males	0	3	35	38	29	94	21	220
Theatre And Performance	0	0	0	2	0	6	0	8
Females	0	0	0	1	0	6	0	7
Males	0	0	0	1	0	0	0	1

Table 5.3 presents information on the outcome of the requests for Revision of Papers in the various subjects at Advanced and Intermediate Levels after the 2019 Second session results were issued.

Statistical Report (2019): Matriculation Certificate Examinations
 Table 5.3: Second Session – Outcomes of Requests for Revision of Papers

Subject	Advanced Level				Intermediate Level			
	Registered	Requested	Upgraded	%	Registered	Requested	Upgraded	%
Accounting	124	4	0	0.0	42	0	0	
Biology	81	5	0	0.0	234	10	0	0.0
Chemistry	44	2	0	0.0	30	1	0	0.0
Computing	56	4	0	0.0	21	0	0	
Economics	23	1	0	0.0	28	0	0	
Eng. Drawing & Graph. Comm.					41	1	0	0.0
English	238	23	0	0.0	941	120	4	3.3
Environmental Science					171	4	1	25.0
French	9	1	0	0.0	36	1	0	0.0
Italian	17	0	0		41	1	0	0.0
Maltese	141	8	0	0.0	89	1	0	0.0
Marketing	187	3	0	0.0	221	9	0	0.0
Philosophy	18	1	0	0.0	118	4	0	0.0
Physical Education					75	0	0	
Physics	67	5	0	0.0	224	9	0	0.0
Psychology					416	14	0	0.0
Pure Maths	113	5	0	0.0	264	12	0	0.0
Religious Knowledge	23	4	1	25.0	111	8	2	25.0
Sociology	64	0	0		152	3	0	0.0
Systems Of Knowledge					509	37	3	8.1
TOTAL		67	1	1.5		236	10	4.2

Statistical Report (2019): Matriculation Certificate Examinations

Following the Second session of 2019, one of the 67 requests made for revision of paper at AM level resulted in an upgrade. From the 236 requests made at IM level, 10 resulted in an upgrade (4.2%).

Table 5.4 presents the numbers of the Matriculation Certificate awarded to all candidates in the Second session. Information on some cohorts is also shown.

Table 5.4: Matriculation Certificates Awarded in the Second Session

Cohort	Males	Females	Total
All Candidates	118	122	240
2001 Cohort	74	91	165
2002 Cohort	1	0	1
2000 Cohort	28	27	55

The data in Table 5.4 shows that 240 (8.3%) of the 2,895 candidates who sat for the second session in 2019 (9.4% males and 7.4% females) managed to qualify for the award of the Matriculation Certificate. However, it should be emphasised that a number of candidates sit for MC examinations but may not be aiming to obtain the MC, at least in that particular session. Table 5.4 shows that, following the Second session 55 candidates from the 2000 cohort were awarded the Matriculation Certificate. These might be candidates who have repeated or skipped a year during their academic journey. Thus, although the 2002 cohort makes up most of the registrations in the Supplementary session, only a handful of these obtain the Matriculation Certificate, probably because they were not aiming to do so. While candidates from the 2000 cohort make up only 11.7% of registrants, they equal 22.9% of those being awarded the Matriculation Certificate.

6. GENERAL STATISTICS

Registrations

The 2019 session is the seventh session since the change in regulations in 2012. This year, 3,857 candidates registered for the First examination session while 2,895 candidates registered for the Second examination session. In the Second session there were 1,062 candidates who used this session as their first attempt. This is equivalent to 36.7% of registrations for the Second session.

In total, there were 4,919 individual registrations for MC examinations in 2019. This value is similar to those recorded following the change in regulations. It is likely that this increase in registrations following 2012 is caused by the increasing number of new candidates using the second session as their first sit. In fact, the number of registrations and the number of candidates using the second session as their first sit can be seen to follow a similar trend. These are illustrated in the figures below. The year 2019 is marked by an increase in registrations which may probably be attributed to government subsidy for registrations, making registrations for examinations free of charge.

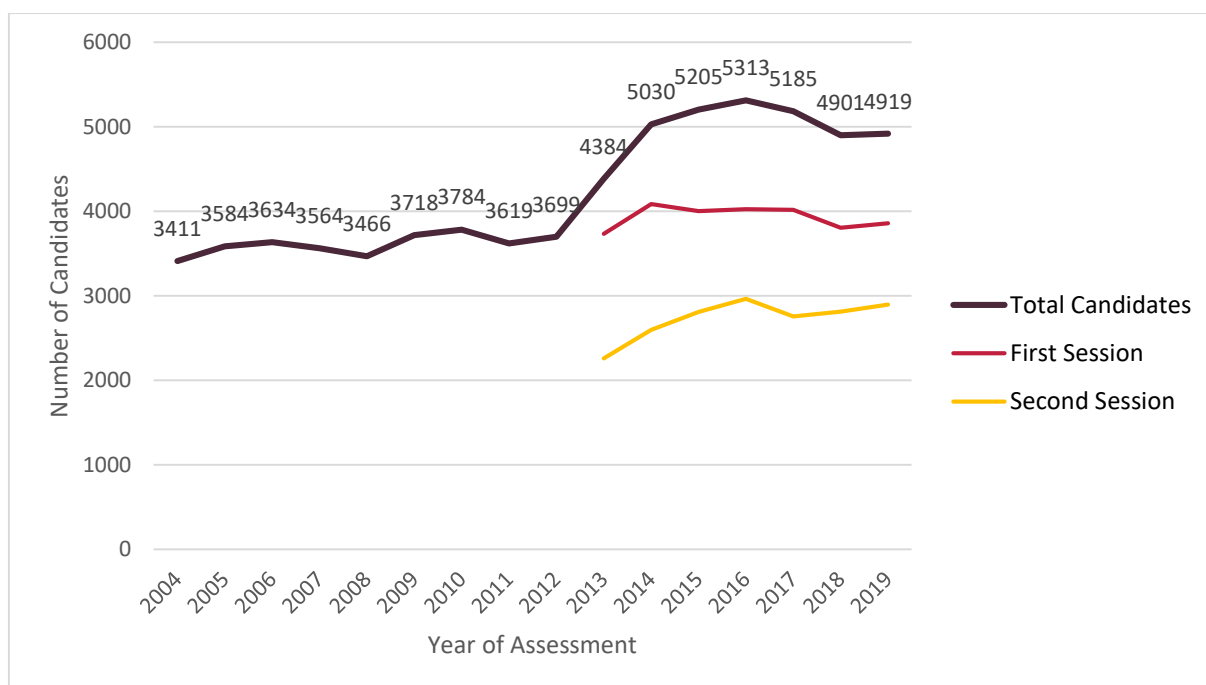


Figure 6.1: Total Number of Candidates Registering for Matriculation Examinations, by Year

Statistical Report (2019): Matriculation Certificate Examinations

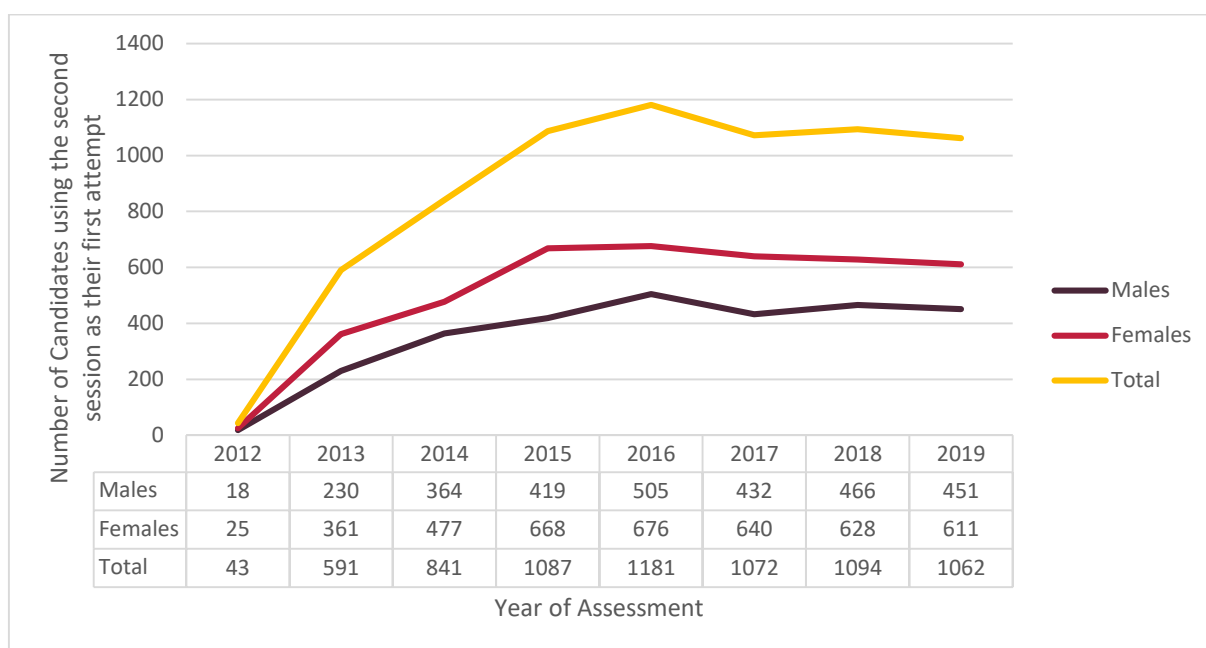


Figure 6.2: Number of Candidates using the Second Session as a First Sit, by Year and Gender

Numerous examiners reported that the percentage of absent candidates increased drastically in 2019, attributing this to the government's full subsidy for examination registrations. The figure below shows the percentage of absent candidates in the First session of each year from 2015 to 2019. The percentage of absent candidates increased from an average of 6.8% (AM) and 4.5% (IM) between 2015 and 2018 to that of 11.8% (AM) and 11.5% (IM) in 2019.

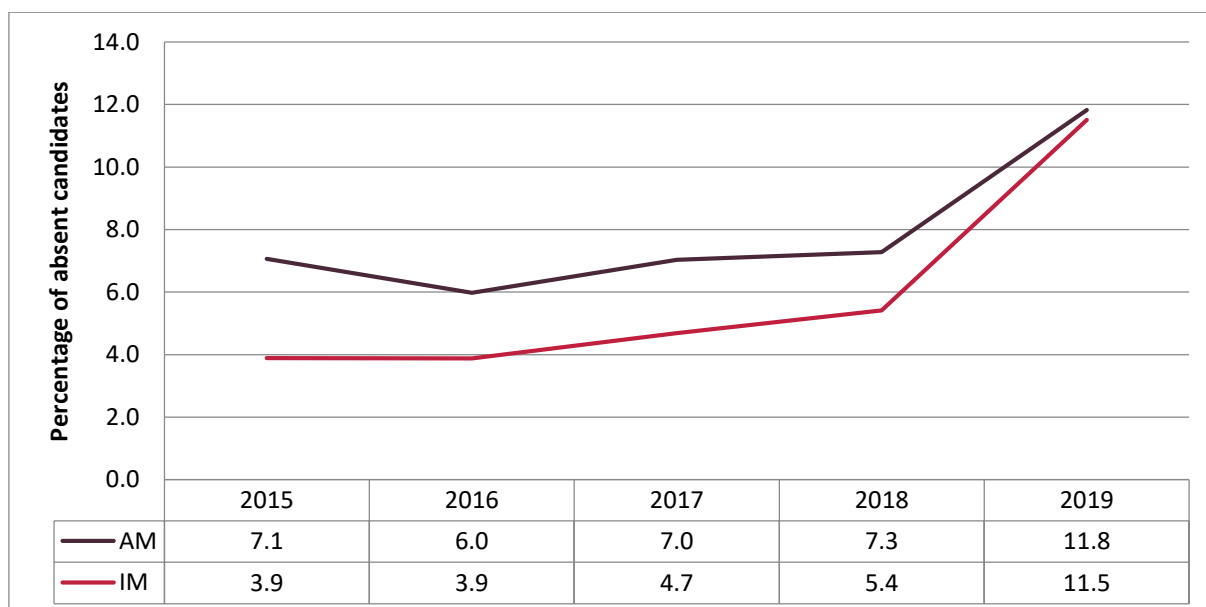


Figure 6.3: Percentage of absent candidates in the First session, by year of examination

This year, 91 candidates applied for Examination Access Arrangements to access the First session of Matriculation examinations. This is equivalent to 2.4% of the First session candidates. Although these requests have been increasing along the years as shown in the figure below, the percentage of 2019 is smaller than that of the previous two years and equal to that of 2016.

Statistical Report (2019): Matriculation Certificate Examinations

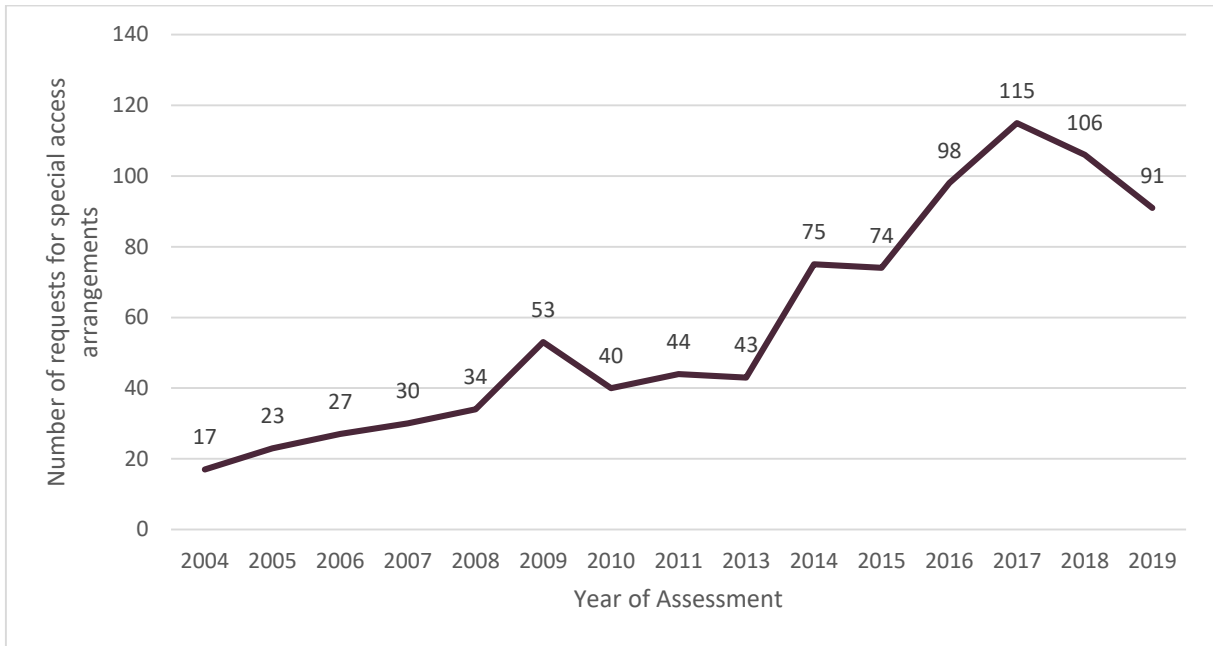


Figure 6.4: Number of Candidates applying for Access Arrangements from 2004 to 2019

Trends in Subject Choice

This section provides several plots showing how registrations in individual subjects at MC level have changed from 2008. Subject registrations are expressed as a percentage of the total number of candidates in that examination session. Only data for the first examination session in each year is presented. The four figures below present the registration data for the subjects at AM level.

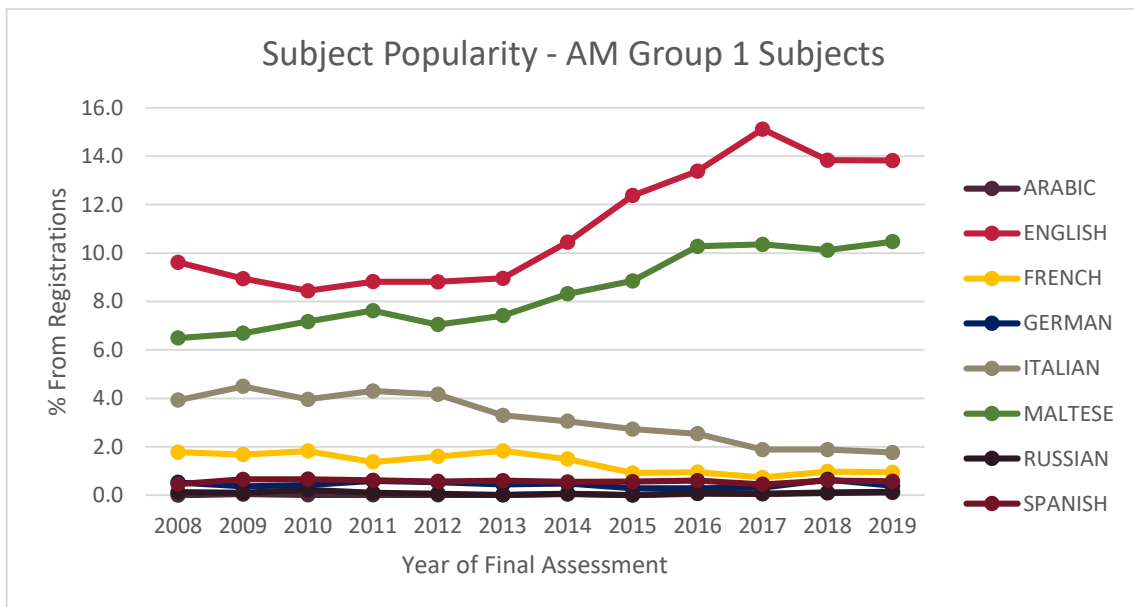


Figure 6.5: Trends in Registrations: AM Group 1 Subjects

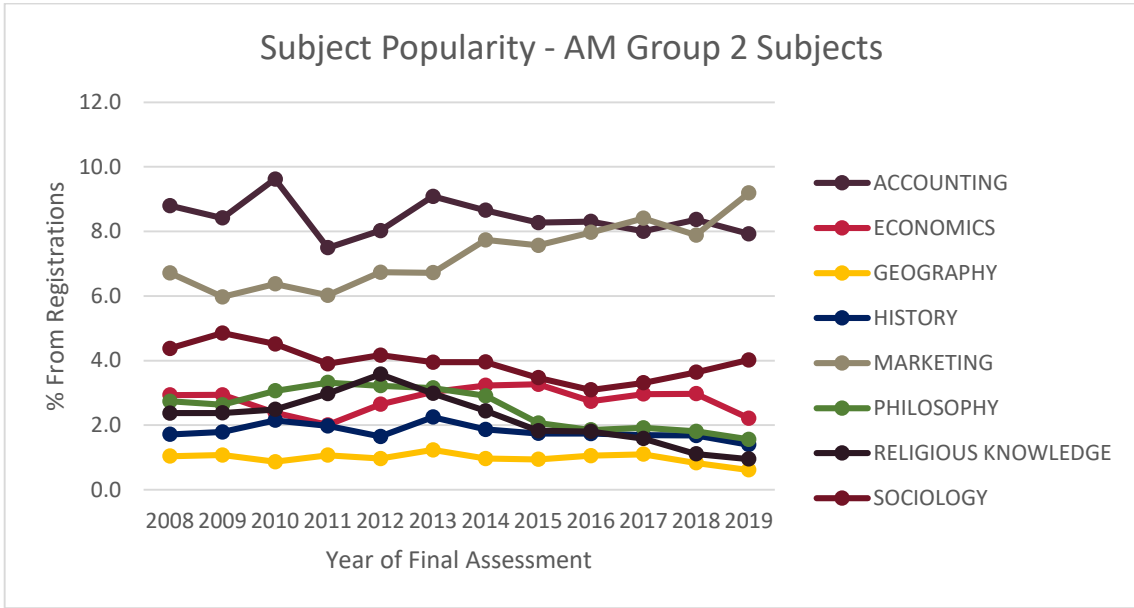


Figure 6.6: Trends in Registrations: AM Group 2 Subjects

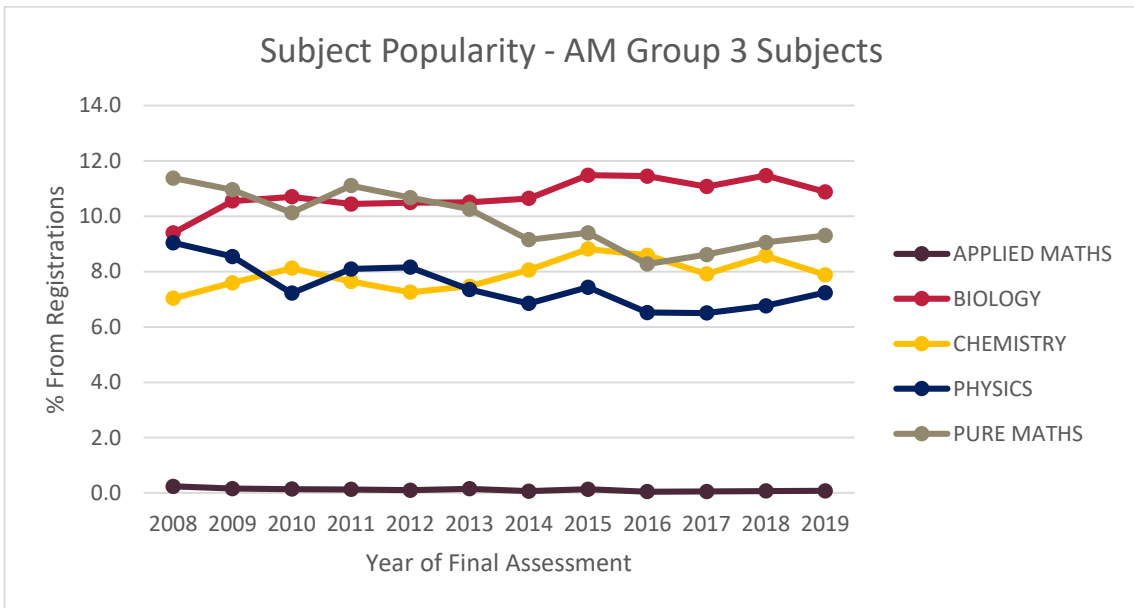


Figure 6.7: Trends in Registrations: AM Group 3 Subjects

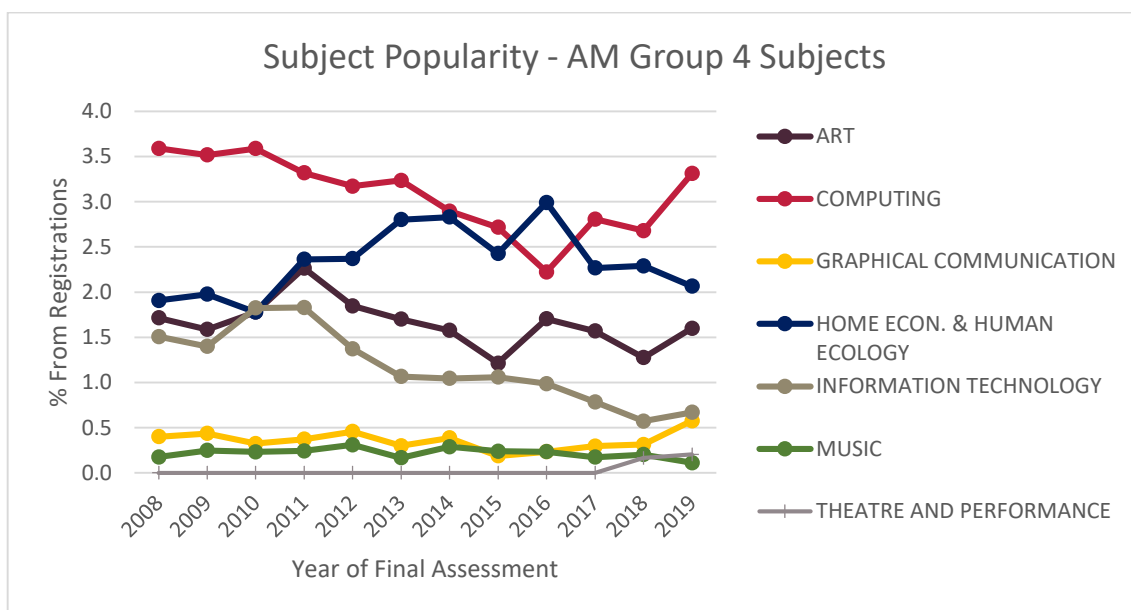


Figure 6.8: Trends in Registrations: AM Group 4 Subjects

From the figures above, the following trends are noted:

- The popularity of the two national languages is generally increasing at AM level. The popularity of AM English decreased in 2018, coupled with an increase in candidates taking the subject at IM level. This is even more noticeable in 2019.
- The popularity of Group 2 subjects is generally lower than that of Group 1 and Group 3 subjects. The popularity of most subjects at this level is fairly constant; however AM Religious Knowledge has changed from 2.4% of registrations in 2008, to 3.6% in 2002, to 0.9% in 2019. An increase in the percentage of candidates opting for AM Marketing is noted in 2019. Although one could question whether this increase is caused by candidates sitting for the examination before completion of the course given the government subsidies of 2019, the percentage of 18-year-old candidates in 2019 (52.8%) is actually higher than that of 2018 (49.9%) in this subject.
- There are small shifts in the popularity of Group 3 subjects. The popularity of Pure Mathematics and Physics seems to be on the increase following a drop. While 15 candidates applied for AM Applied Mathematics in 2008, 3 did so in 2016 and 2017, and 4 candidates registered for the subject in 2019.
- Group 4 subjects are small entry subjects. Thus, when illustrated, shifts in popularity might be inflated. The popularity of Home Economics and Human Ecology has decreased while that of Computing has increased reverting to values which are similar to those of 2013.

The figures below present the same information but for Intermediate Matriculation level subjects.

Statistical Report (2019): Matriculation Certificate Examinations

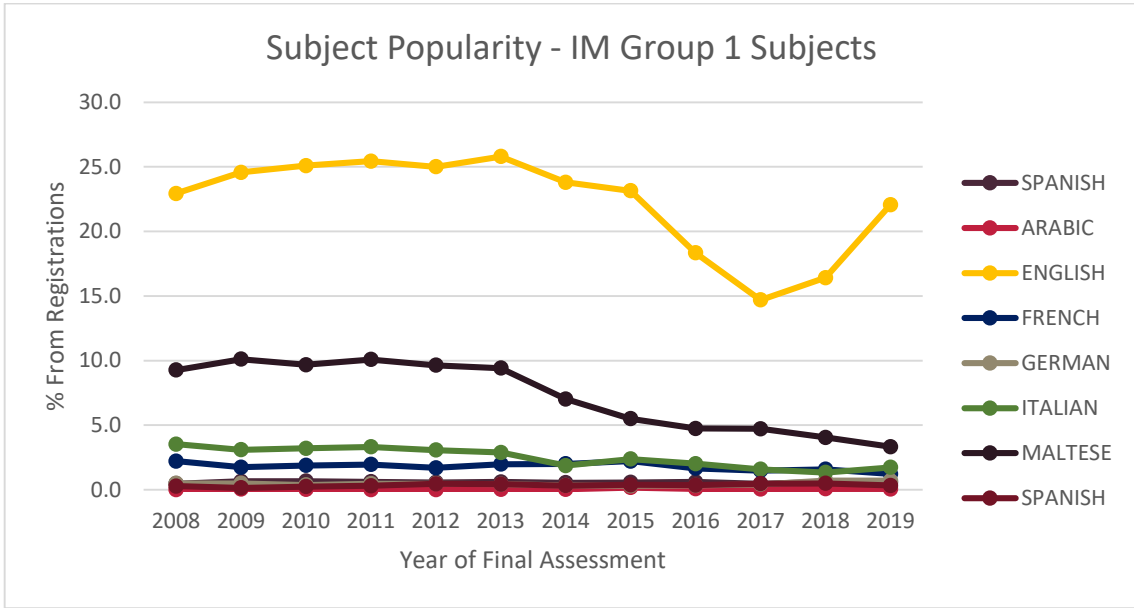


Figure 6.9: Trends in Registrations: IM Group 1 Subjects

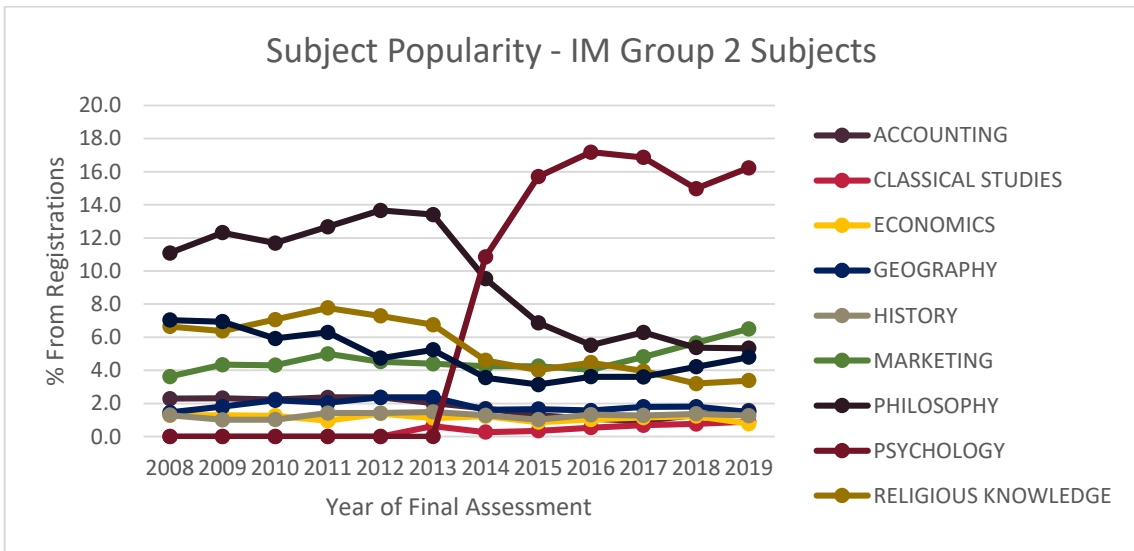


Figure 6.10: Trends in Registrations: IM Group 2 Subjects

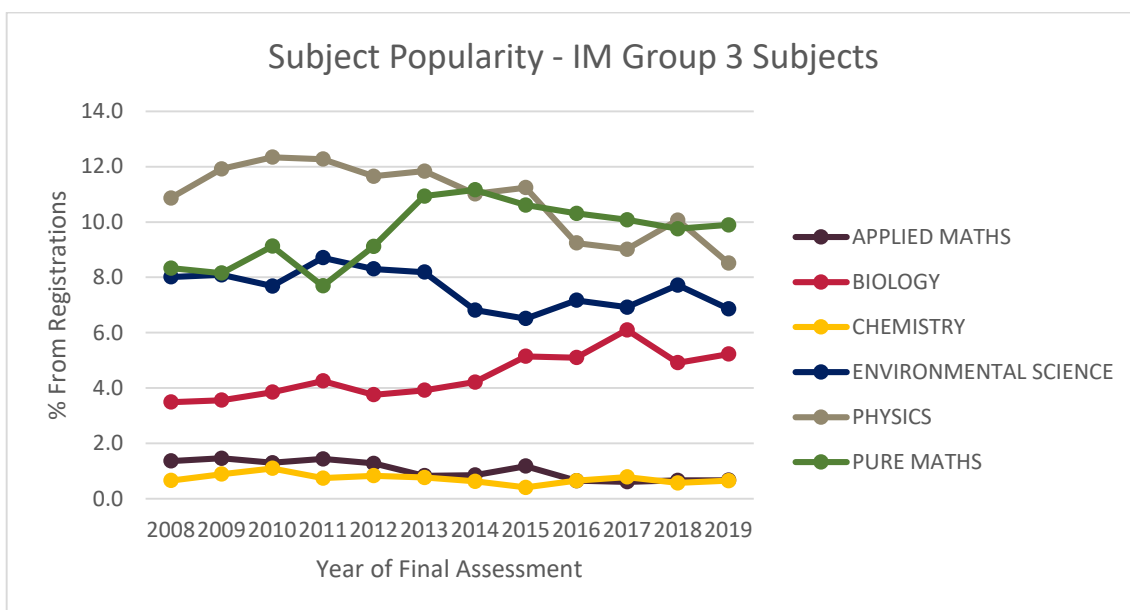


Figure 6.11: Trends in Registrations: IM Group 3 Subjects

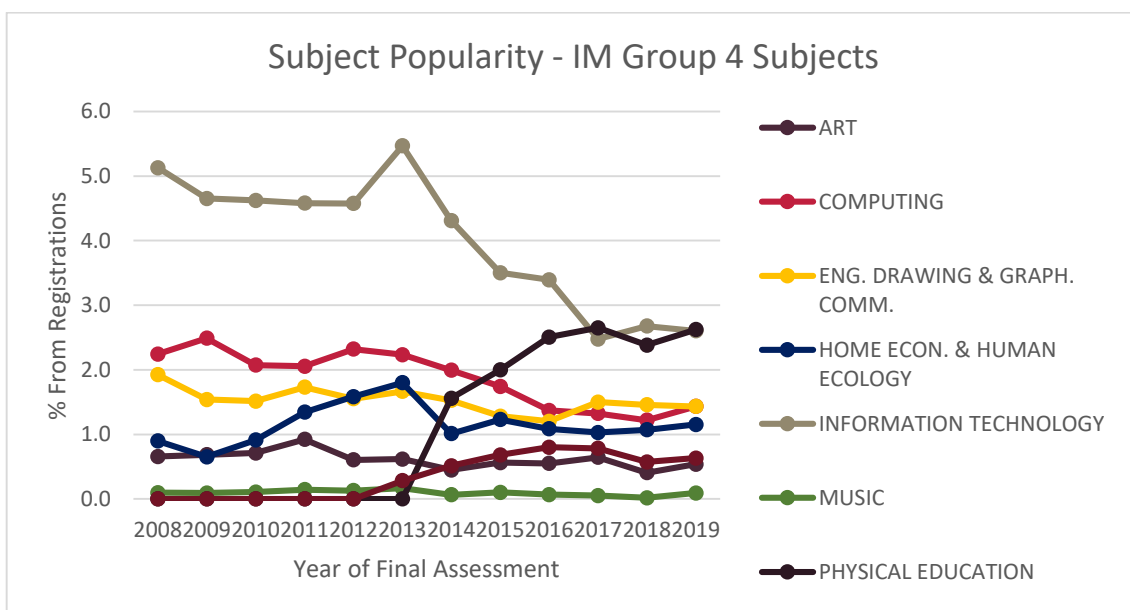


Figure 6.12: Trends in Registrations: IM Group 4 Subjects

From the figures above, the following trends are noted:

- Most Group 1 subjects at IM level have plummeted in registrations. However, registrations for IM English have increased considerably in 2018 and even more so in 2019.
- The introductions of IM Psychology (Group 2) and IM Physical Education (Group 4) in 2013 appear to have had a considerable effect on other subjects at IM level. The popularity of the following IM level subjects has decreased considerably from 2013: IM English, IM Maltese, IM Philosophy, IM Religious Knowledge, IM Computing, and IM Information Technology. These shifts can be attributed to the displacement effects of new subject choices. As the popularity

Statistical Report (2019): Matriculation Certificate Examinations

of AM Maltese and English have increased as from approximately 2013, a displacement from the national languages at IM level to AM level might have occurred.

- For IM Group 3 subjects, the popularity of most subjects changes haphazardly between years. In general, it seems more candidates are registering for IM Biology while less candidates register for IM Environmental Science, however this was reversed in 2018. The popularity of Pure Mathematics seems to be slowly decreasing following a sharp increase between 2011 and 2013. Chemistry and Applied Mathematics are small entry subjects. There are no sudden drops in registrations in Group 3 subjects coinciding with the entry of IM Physical Education and IM Psychology.

The following figure shows the percentage candidates applying for IM Systems of Knowledge in the first session. Candidates need to obtain a pass in IM Systems of Knowledge to qualify for the Matriculation Certificate. Thus, candidates who did not sit for IM Systems of Knowledge were not attempting to qualify for the Matriculation Certificate in that session of examinations. With the change in regulations in 2012, the percentage of candidates registering for IM Systems of Knowledge in the first examination session has decreased by a few percentage points.

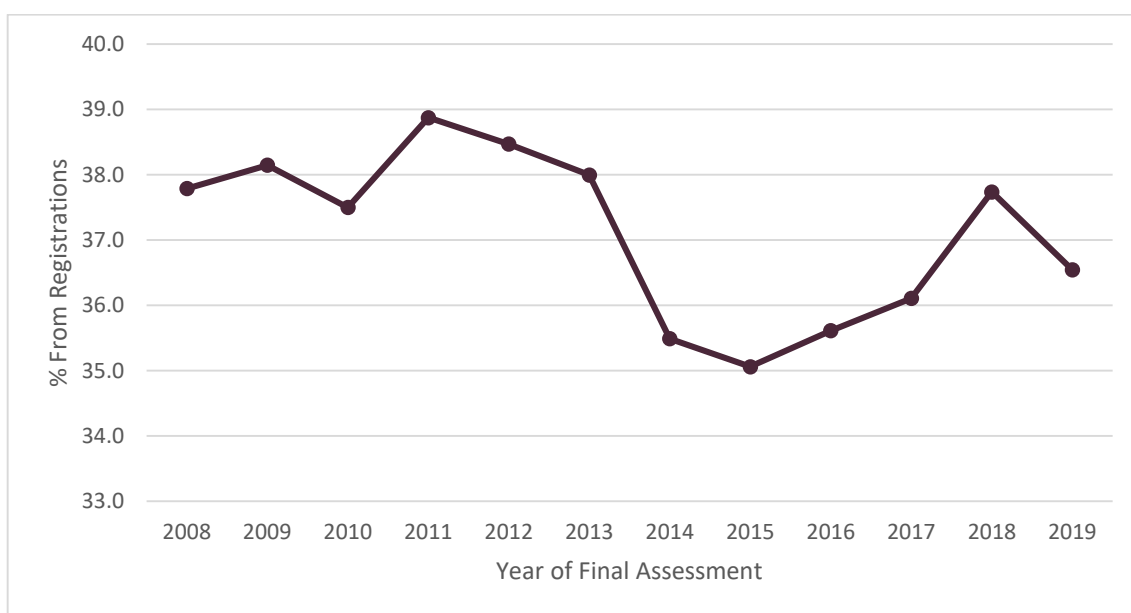


Figure 6.13: Trends in Registrations: IM Systems of Knowledge

As from this year's statistical report, a second appendix is included which presents tables giving information about the combination of subject examinations by candidates in the First session. Some notable observations from the tables in Appendix B are the following:

- Most candidates couple AM examinations of Chemistry and Biology. Out of the 425 candidates registering for Chemistry, 400 registered for Biology. For the other 185 candidates who registered for AM Biology, other common choices were AM English and AM Home Economics and Human Ecology.
- AM English and Maltese are another common combination, although to a much lesser extent than Chemistry and Biology. Of the 743 candidates who registered for AM English and 563 for AM Maltese, 262 registered for both.

Statistical Report (2019): Matriculation Certificate Examinations

- The same thing can be said about AM Pure Mathematics and Physics. Of the 389 candidates who registered for AM Physics and the 500 who registered for AM Pure Mathematics, 294 registered for both.
- AM Accounting, Economics and Marketing are other subjects which were frequently combined in 2019.

Trends for subject choice at IM level are harder to notice. Large subjects, such as IM English and Psychology, are usually well represented among the cohorts for the other subjects.

Passes in 2019

This section brings together the main statistical results of the 2019 first and second examination sessions. These include the number of all candidates who qualified for the Matriculation Certificate in 2019 and, separately, the number of candidates of the 2001 cohort who qualified for the Matriculation Certificate. Data for the 2002 and 2000 cohort is also shown. These are presented in Table 6.1.

Table 6.1: Matriculation Certificates Awarded (First and Second Sessions)

Cohort	Males	Females	Total
All Candidates	601	853	1454
2001 Cohort	447	688	1135
2000 Cohort	117	138	255
2002 Cohort	4	0	4

When the results of the 2001 cohort in both examination sessions are aggregated, it is found that 29.4% of the 3,859 children born 18-years earlier qualified for the Matriculation Certificate in 2019. This percentage is an average result which when analysed by gender shows that the successful candidates consist of only 22.4% of males as against 36.9% of females born in 2001. The percentage of 18-year-olds qualifying for the Matriculation Certificate is similar to that of the previous two years. Figure 6.13 shows the percentage of the 18-year-olds' cohort who qualified for the Matriculation Certificate as from 2004.

Statistical Report (2019): Matriculation Certificate Examinations

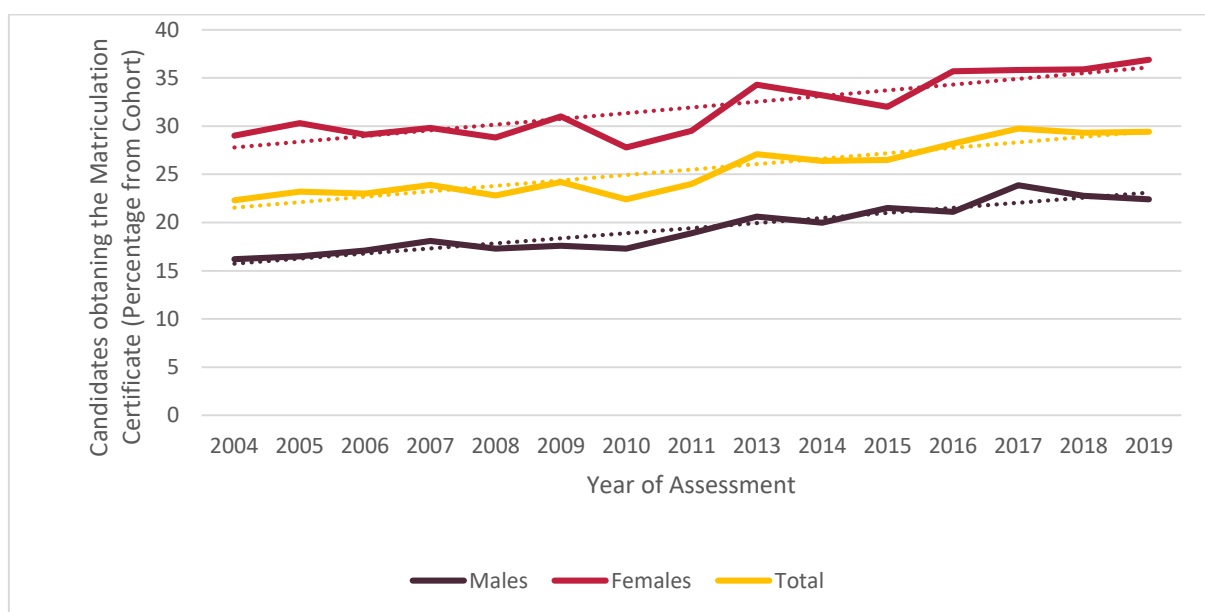


Figure 6.14: Percentage of the 18-year-old cohort who qualified for the Matriculation Certificate, by Year of Assessment and Gender

The number of 18-year-olds residing in Malta is published in World Population Day: 2019, also by NSO. Using these figures, rather than live births 18 years ago, gives a more precise calculation of the percentage of 18-year-olds in Malta obtaining the Matriculation Certificate. Using these figures, the percentage of 18-year-olds residing in Malta obtaining the Matriculation Certificate is calculated to be 25.1% (20.7% of males and 29.7% of females).

The overall percentage of the 18-year-old cohort qualifying for the Matriculation Certificate has exceeded 25% after the change in regulations in 2012. While in the eight years before the change in regulations, an average of 23.2% of the population used to gain the necessary entry requirements for University, in the six years after the change in regulations 27.9% did so. The difference between males and females in this regard changes abruptly. In 2018, 13.1% more females than males qualified for the Matriculation Certificate. The average difference between males and females qualifying for the Matriculation Certificate as from 2004 is of 12.4% in favour of females.

Table 6.2 indicates the percentage passes in the different subjects at Advanced Level in 2019 in both examination sessions separately. Table 6.3 presents similar data for the Intermediate level subjects. The percentage pass rate is usually higher in the first session than in the second session. Pass rates in 2019 are generally lower than those reported in previous years. This is explained by the much higher rate of absenteeism in 2019.

Statistical Report (2019): Matriculation Certificate Examinations

Table 6.2: Passes in Advanced Level Subjects (First and Second Sessions)

Subject	May Session			September Session		
	Registered	Grades A-E		Registered	Grades A-E	
		N	%		N	%
Accounting	426	249	58.5	124	59	47.6
Applied Maths	4	1	25.0	1	1	100.0
Arabic	6	4	66.7	4	1	25.0
Art	86	58	67.4	20	15	75.0
Biology	585	482	82.4	81	34	42.0
Chemistry	424	347	81.8	44	12	27.3
Computing	178	151	84.8	56	43	76.8
Economics	119	94	79.0	23	12	52.2
Engineering Drawing	3	3	100.0			
English	743	526	70.8	238	161	67.6
French	51	40	78.4	9	8	88.9
Geography	33	28	84.8	5	1	20.0
German	21	17	81.0	9	7	77.8
Graphical Communication	31	23	74.2	4	1	25.0
History	75	56	74.7	24	16	66.7
Home Econ. & Human Ecology	111	91	82.0	15	10	66.7
Information Technology	36	25	69.4	5	2	40.0
Italian	95	67	70.5	17	10	58.8
Maltese	563	460	81.7	141	115	81.6
Marketing	494	314	63.6	187	101	54.0
Music	6	5	83.3	1	1	100.0
Philosophy	84	56	66.7	18	11	61.1
Physics	389	316	81.2	67	50	74.6
Pure Maths	500	336	67.2	113	67	59.3
Religious Knowledge	51	29	56.9	23	13	56.5
Russian	8	7	87.5	2	1	50.0
Sociology	216	165	76.4	64	43	67.2
Spanish	31	27	87.1	3	1	33.3
Theatre And Performance	11	9	81.8	2	2	100.0

An analysis of Table 6.2 indicates that in Advanced level subjects the percentage of candidates obtaining Grades A to E differ substantially between subjects as shown below.

Pass rate: Grades A - E (First Session)	AM Level Subjects
90% - 100%	Engineering Drawing,
80% - 89%	Biology, Chemistry, Computing, Geography, German, Home Econ. & Human Ecology, Maltese, Music, Physics, Russian, Spanish, Theatre And Performance,
70% - 79%	Economics, English, French, Graphical Communication, History, Italian, Sociology,
60% - 69%	Arabic, Art, Information Technology, Marketing, Philosophy, Pure Maths,
50-59%	Accounting, Religious Knowledge,
>40%	Applied Maths.

Statistical Report (2019): Matriculation Certificate Examinations

Table 6.3: Passes in Intermediate Level Subjects (First and Second Sessions)

Subject	May Session			September Session		
	Registered	Grades A-E		Registered	Grades A-E	
		N	%		N	%
Accounting	84	57	67.9	42	31	73.8
Applied Maths	36	23	63.9	21	19	90.5
Arabic	3	3	100.0	3	3	100.0
Art	29	22	75.9	4	0	0.0
Biology	281	178	63.3	234	153	65.4
Chemistry	35	16	45.7	30	9	30.0
Classical Studies	49	32	65.3	30	20	66.7
Computing	77	62	80.5	21	14	66.7
Economics	42	28	66.7	28	21	75.0
Eng. Drawing & Graph. Comm.	77	57	74.0	41	18	43.9
English	1186	791	66.7	941	549	58.3
Environmental Science	369	284	77.0	171	105	61.4
French	66	56	84.8	36	25	69.4
Geography	80	62	77.5	41	31	75.6
German	38	31	81.6	34	32	94.1
History	68	52	76.5	30	24	80.0
Home Econ. & Human Ecology	62	46	74.2	46	34	73.9
Information Technology	140	115	82.1	36	26	72.2
Italian	93	78	83.9	41	31	75.6
Latin	1	1	100.0			
Maltese	179	128	71.5	89	67	75.3
Marketing	350	244	69.7	221	139	62.9
Music	5	3	60.0	3	3	100.0
Philosophy	287	199	69.3	118	81	68.6
Physical Education	141	101	71.6	75	41	54.7
Physics	458	318	69.4	224	145	64.7
Psychology	873	537	61.5	416	237	57.0
Pure Maths	532	348	65.4	264	154	58.3
Religious Knowledge	182	108	59.3	111	42	37.8
Russian	2	0	0.0	2	2	100.0
Sociology	258	165	64.0	152	88	57.9
Spanish	18	13	72.2	5	4	80.0
Systems Of Knowledge	1965	1498	76.2	509	243	47.7
Theatre And Performance	34	23	67.6	8	2	25.0

An analysis of Table 6.3 indicates that in Intermediate Level subjects the percentage of candidates obtaining Grades A to E differs substantially between subjects as shown below.

Statistical Report (2019): Matriculation Certificate Examinations

Pass rate: Grades A - E (First Session)	IM Level Subjects
90% - 100%	Arabic, Latin,
80% - 89%	Computing, French, German, Information Technology, Italian,
70% - 79%	Art, Eng. Drawing & Graph. Comm., Environmental Science, Geography, History, Home Econ. & Human Ecology, Maltese, Physical Education, Spanish, Systems Of Knowledge,
60% - 69%	Accounting, Applied Maths, Biology, Classical Studies, Economics, English, Marketing, Philosophy, Physics, Psychology, Pure Maths, Sociology, Theatre And Performance,
50% - 59%	Religious Knowledge,
40% - 49%	Chemistry, Russian.

Revision of Papers

The numbers of candidates applying for Revision of Papers from 2004 to 2019 are shown in Table 6.4. The table that follows, Table 6.5, shows the percentage of these applicants who had their grade revised. The two figures that follow represent this data graphically.

Table 6.4: Percentage Applications for Revision of Papers by Year, Session and Level

Year	First Session		Second Session	
	Advanced Matriculation (AM)	Intermediate Matriculation (IM)	Advanced Matriculation (AM)	Intermediate Matriculation (IM)
2004	8.1	3.9	7.3	5.9
2005	7.7	3.5	6.8	7.2
2006	5.9	2.7	9.6	8.0
2007	6.8	3.6	7.0	5.8
2008	5.5	4.4	5.7	4.3
2009	5.2	3.0	6.6	4.2
2010	6.2	4.1	7.3	6.3
2011	7.4	4.0	7.4	6.2
2013	8.2	4.0	2.9	4.2
2014	7.5	3.5	7.1	6.0
2015	8.5	3.1	5.5	2.7
2016	7.9	3.0	4.8	3.4
2017	6.9	3.1	8.2	5.9
2018	10.3	7.4	6.6	6.9
2019	9.2	4.2	5.2	5.9

Statistical Report (2019): Matriculation Certificate Examinations

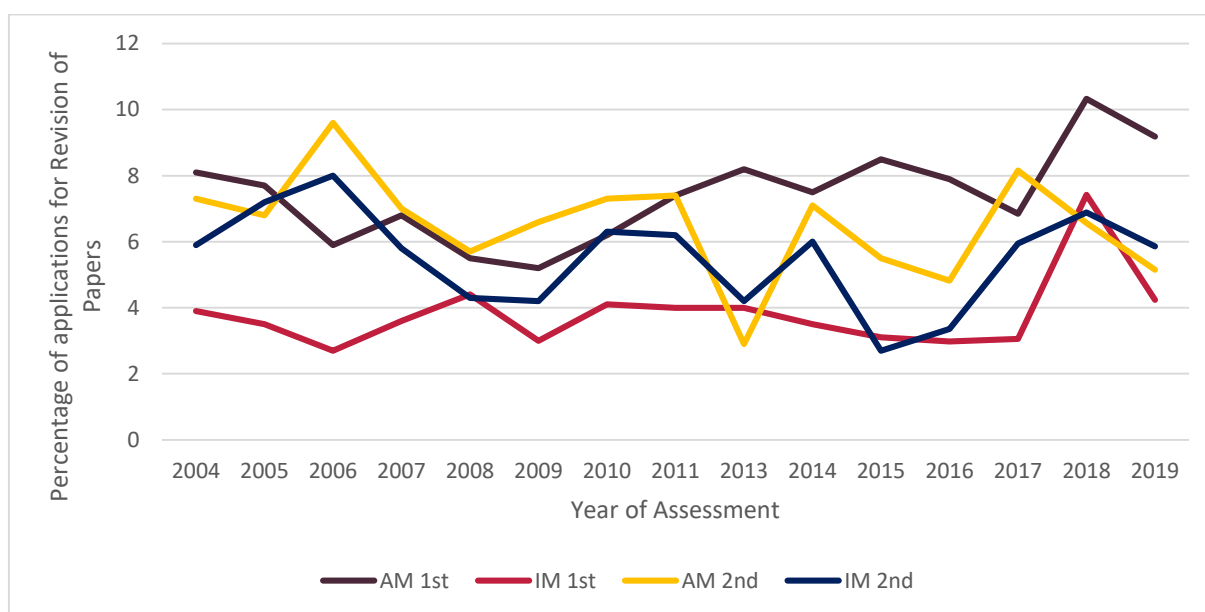


Figure 6.15: Percentage Applications for Revision of Papers by Year, Session and Level

Figure 6.14 suggests that the percentage of candidates applying for Revision of Papers has followed no particular trend across the years from 2004 to 2019. Drops and peaks along the years seem rather random. Thus, while in 2018 a sharp increase in the percentage requests for Revision of Papers is noted, especially for IM and AM subjects following the First session, percentage registrations declined in 2019. Usually, the percentage of candidates applying for Revision of Papers is higher for Advanced Matriculation subjects.

Table 6.5: Percentage Upgrades from Revision of Papers by Year, Session and Level

Year	First Session		Second Session	
	Advanced Matriculation (AM)	Intermediate Matriculation (IM)	Advanced Matriculation (AM)	Intermediate Matriculation (IM)
2004	4.0	4.6	1.3	3.1
2005	2.5	3.0	4.8	1.3
2006	2.9	6.6	0.9	22.8
2007	2.5	8.4	2.7	0
2008	2.1	3.1	6.0	0
2009	4.9	4.5	3.4	2.4
2010	4.9	3.5	1.4	7.5
2011	3.5	3.0	2.9	1.5
2013	4.3	5.8	0	0
2014	4.3	5.0	0	1.6
2015	1.0	7.7	2.8	11.4
2016	3.0	7.2	4.8	2.5
2017	3.6	7.9	0	10.5
2018	2.1	6.7	0	3.6
2019	1.0	2.9	1.5	4.2

Statistical Report (2019): Matriculation Certificate Examinations

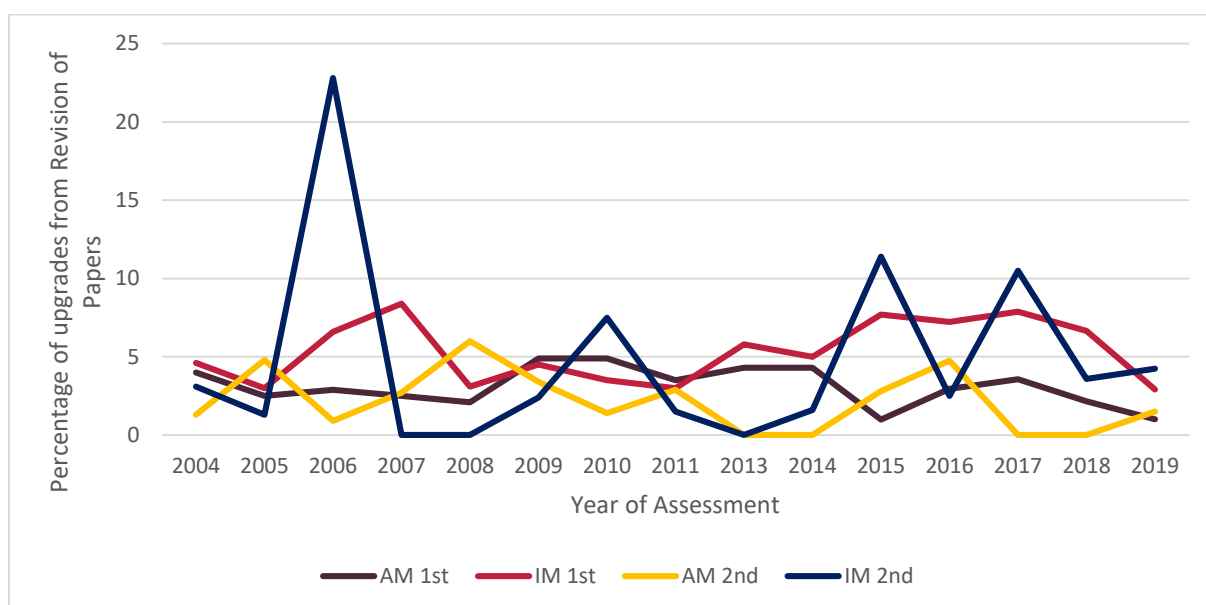


Figure 6.16: Percentage Upgrades from Revision of Papers by Year, Session and Level

Figure 6.16 suggests that the percentage of upgrades from Revision of Papers has also followed no particular trend across the years from 2004 to 2019. Increased percentage of upgrades in IM subjects for the 2006 and 2010 second sessions roughly coincide with an increased percentage of applications for Revision of Papers in these sessions (Table 6.4). The increased percentage of upgrades in IM subjects for 2017 second session is explained by a number of upgrades resulting from MATSEC's internal quality assurance exercises. These upgrades, although not a direct result of Revision of Papers, are listed as such. The percentage of upgrades from Revision of Papers ranges from 0% (six instances) to 22.8% (IM 2nd 2006).

7. CONCLUSION

This report has been produced with the intention of providing valid and reliable information about various aspects of the 2019 Matriculation Examination sessions. The emphasis is on both the presentation of the information as well as on important analyses that are possible as a result of this information. The report also makes it possible for individuals and institutions to carry out further analyses on the data presented. This report may also be used as a basis of an evaluation of the Matriculation Certificate system of examinations that has been in operation for more than twenty years to date. Trends from the change in regulations in 2012 are also visible.

Comments on this report and any recommendations on improving this or similar documents published by the MATSEC Support Unit are welcome. These are to be addressed to Mr. Gilbert John Zahra, Principal Assessment Research and Development Officer, MATSEC Support Unit, University of Malta on Tel: 2340 3965 or email: gilbert.j.zahra@um.edu.mt.

APPENDIX A

Time Tables for the 2019 MATSEC Examination Sessions

Main/First 2019 Session Timetable

	ADVANCED MATRICULATION		INTERMEDIATE MATRICULATION		SECONDARY EDUCATION CERTIFICATE	
	FIRST SESSION		FIRST SESSION		MAIN SESSION	
	09:00	16:00	09:00	16:00	09:00	16:00
Thursday 25 April	Economics I	Home Economics I	Economics		Economics I	Home Economics I
Friday 26 April	Economics II			Systems of Knowledge	Economics II	
Saturday 27 April	Physics I	Physics II	Environmental Science	Physics	Physics I	Physics II
Monday 29 April	Home Economics II	Russian I/Spanish (List.) (15:00)	Home Economics	Spanish (List.) (16:00)	Home Economics II	Environmental Studies I
Tuesday 30 April	Marketing I	Marketing II		Marketing	Design & Technology II	Environmental Studies II
Thursday 2 May	History I	French IV & I	History	French	History I	French I
Friday 3 May	History II	French II	Physical Education		Physical Education II	French II
Saturday 4 May	Pure Mathematics I	History III	Pure Mathematics		Mathematics I	Mathematics II
Monday 6 May	Pure Mathematics II	Biology I		Biology	History II	Biology I
Tuesday 7 May	Maltese I/Applied Mathematics I	Arabic II/Russian II/ Italian I Part I (15:00)	Applied Mathematics	Italian (List.) (17:00)	Ethics II	Biology II
Wednesday 8 May	Biology II			Psychology	Commerce I	Greek I/Russian I/ Class. Cult. & Civl. I
Thursday 9 May	Accounting I/Arabic III	Biology III	Arabic		Arabic II/Commerce II	Accounting I/ Business Studies I
Friday 10 May	Russian III	Accounting II	Russian	Accounting	Greek II/Russian II/ Class. Cult. & Civl. II	Accounting II/ Business Studies II
Saturday 11 May	Maltese II/Applied Mathematics II	Maltese III	Maltese		Maltese I	Maltese II
Monday 13 May	Computing I/Info Tech I	French III			Computing I	English Literature I
Tuesday 14 May	Philosophy I	Computing II/Info Tech II		Computing/Info Tech		Computing II
Wednesday 15 May	German I	German II/Greek I	German	German (List.) (15:00)	German I	English Literature II
Thursday 16 May	Philosophy II	German III/Greek II	Philosophy	Greek		German II
Friday 17 May	Theatre and Performance I	Italian II	Theatre and Performance	Italian	Geography I	Italian I
Saturday 18 May	English I	English II			English Language I	English Language II
Monday 20 May	Geography I	English III	Geography	English	Geography II	Italian II
Tuesday 21 May	Geography II	Theatre and Performance II				Social Studies I
Wednesday 22 May	Chemistry I	Italian III	Chemistry		Chemistry I	
Thursday 23 May	Chemistry II	Italian IV			Chemistry II	Social Studies II
Friday 24 May	Spanish I/Latin II	Art III	Music (Parts I & III)	Music (Part III cont.)	Spanish I/Latin I	
Monday 27 May	Sociology I	Music I	Sociology		Music I (Part I)	European Studies I/Textiles & Design I
Tuesday 28 May	Spanish II	Latin I	Spanish	Latin/Classical Studies	Music I (Part II)	Music I (Part II) (cont.)
Wednesday 29 May	Music III (performance/composition)/ Spanish III	Music II (Part II)		Music (Part II)	Spanish II/Latin II	Music II
Thursday 30 May	Eng Draw/Graph Comm I	Eng Draw/Graph Comm II		Eng Draw & Graph Comm	Graphical Communication I	Graphical Communication II
Friday 31 May	Sociology II	Sociology III			European Studies II/Textiles & Design II	Art II
Saturday 1 June	Religious Knowledge I	Religious Knowledge II	Religious Knowledge		Religious Knowledge I	Religious Knowledge II
Saturday 8 June	Art I	Art II	Art		Art I	Art I (cont.)

Main/First 2019 Session Timetable

Oral Examinations

Advanced Matriculation Orals	
French	Tuesday 26 March
English	Monday 18 March
	Wednesday 20 March
	Thursday 21 March
	Friday 22 March
	Monday 25 March
Maltese	Thursday 4 April
	Friday 5 April
	Monday 8 April
	Tuesday 9 April
Arabic/German/Spanish/Russian	Thursday 11 April
Italian	Saturday 13 April
Music II Part I	Friday 31 May
Intermediate Matriculation Orals	
English	Wednesday 27 March
	Thursday 28 March
	Friday 29 March
	Monday 1 April
	Tuesday 2 April
Italian	Saturday 30 March
Maltese	Saturday 6 April
Arabic/German/Russian/Spanish	Monday 15 April
French	Tuesday 16 April

SEC Listening Comprehension/Dictation	
English	Saturday 16 March
German/Russian	Monday 18 March
Arabic/Spanish	Wednesday 20 March
Italian	Saturday 23 March
French	Saturday 30 March
SEC Reading & Conversation	
Arabic/German/Russian/Spanish	Thursday 21 March
	Friday 22 March
	Monday 25 March
Maltese/Italian	Tuesday 26 March
	Wednesday 27 March
	Thursday 28 March
	Friday 29 March
	Monday 1 April
English/French	Tuesday 2 April
	Wednesday 3 April
	Thursday 4 April
	Friday 5 April
	Monday 8 April
	Tuesday 9 April
Wednesday 10 April	

Practical Examinations

Advanced Matriculation Practicals		
Physics	Tuesday 4 June	
	Monday 3 June	
Theatre and Performance	Tuesday 4 June	
	Wednesday 5 June	
	Thursday 6 June	
	Monday 10 June	
	Tuesday 11 June	
	Wednesday 12 June	
	Thursday 13 June	
	Biology	Thursday 6 June
	Chemistry	Thursday 13 June
	Intermediate Matriculation Practicals	
Theatre and Performance	Monday 3 June	
	Tuesday 4 June	
	Wednesday 5 June	
	Thursday 6 June	
	Monday 10 June	
	Tuesday 11 June	
	Wednesday 12 June	
	Thursday 13 June	

Physical Education Activities

Intermediate Matriculation Activities	
All activities	Thursday 28 March
	Friday 29 March
	Thursday 4 April
	Friday 5 April
SEC Activities	
Athletics, Games, Gym and Dance	Thursday 28 March
	Friday 29 March
	Monday 1 April
	Tuesday 2 April
	Wednesday 3 April
Swimming	Thursday 4 April
	Friday 5 April
	Monday 3 June
	Tuesday 4 June
Wednesday 5 June	
Thursday 6 June	
SEC Physical Education	

SEC P.E. candidates are to indicate their choice of activities on the on-line form.

Following registration, candidates will be informed individually about:

- SEC Listening Comprehension/Dictation (Group Examinations)
- SEC Reading, Conversation, Role Play, etc. (Individual Oral Examinations)
- SEC Physical Education Activities
- Advanced Matriculation Oral Examinations
- Advanced Matriculation Music Oral/Aural examinations
- Advanced Matriculation Biology, Chemistry, Physics and Theatre and Performance Practicals
- Intermediate Matriculation Physical Education Activities
- Intermediate Matriculation Theatre and Performance Practicals

Candidates will receive their Index number and Accommodation for Oral and Written Examinations in due course.

Main/First 2019 Session Notices

Advanced Matriculation

Heads of School are to send the **coursework assessment marks** for **Computing, Information Technology, Geography and Home Economics and Human Ecology** to **MATSEC** by **Friday 15 March 2019**.

Moderation of coursework in schools will take place between **Monday 25 March 2019** and **Wednesday 17 April 2019** both dates inclusive.

All candidates sitting for **Art** and **Private** candidates sitting for **Computing, Information Technology, Geography and Home Economics and Human Ecology** are to present their project to **MATSEC** or the **Examinations Centre Victoria, Gozo** between **Monday 25 February 2019** and **Friday 15 March 2019** both dates inclusive from **8:00 – 12:00** or **14:00 – 16:00**.

The starting points of the **AM Art Thematic Project Work** will be published in the **Notices** section of the **MATSEC** website by **Wednesday 3 April 2019**. Candidates are to hand in this work at the end of the **AM ART Paper I (Extended Thematic Project)** examination session in a folder.

Candidates sitting for **Music** are to present **two** copies of the composition (if chosen) to **MATSEC** or the **Examinations Centre Victoria, Gozo** by **Friday 26 April 2019**.

Reference should be made to the respective syllabi for further details about each subject including folders required.

Coursework Notice

All coursework submitted by private candidates will be assessed by the Board of Examiners for the subject. With the exception of **IM** and **AM Art**, it is to be presented in a special folder obtainable from **MATSEC**. All candidates may be called for an interview regarding their coursework. Interviews will be held between **Monday 25 March 2019** and **Tuesday 23 April 2019** both dates inclusive.

Specific dates will be scheduled per subject (where applicable). Interviews related to a particular subject cannot be scheduled outside the dates pertaining to the subject concerned.

Coursework presented to **MATSEC** is to be collected between **Thursday 22 August 2019** and **Friday 23 August 2019** from **08:00 – 12:30**.

The **MATSEC** Board reserves the right to keep any of the works submitted by candidates.

Intermediate Matriculation

Heads of School are to send the **coursework assessment marks** for **Computing, Information Technology and Systems of Knowledge** to **MATSEC** by **Friday 15 March 2019**. **Moderation of coursework** in schools will take place between **Monday 25 March 2019** and **Wednesday 17 April 2019** both dates inclusive.

All candidates sitting for **Art**, and **Private** candidates sitting for **Computing, Information Technology and Systems of Knowledge** are to present their project to **MATSEC** or the **Examinations Centre Victoria, Gozo** between **Monday 25 February 2019** and **Friday 15 March 2019** both dates inclusive from **8:00 – 12:00** or **14:00 – 16:00**.

IM Art candidates are to indicate whether for **Part II Section A – Work from Observation** – they will be choosing **Option (I) Still-life with Man-made and Natural forms**, or **Option (II) the Human Figure**. Candidates will receive a form on which to indicate their choice from the **Examinations Department**.

The starting points of the **IM Art Thematic Project Work** will be published in the **Notices** section of the **MATSEC** website by **Wednesday 3 April 2019**. Candidates are to present this work on **Monday 10 June 2019** from **08:00 – 12:00** or **14:00 – 16:00** at **MATSEC** or the **Examinations Centre Victoria, Gozo**.

Candidates sitting for **Music** are to present **two** copies of the composition (if chosen) to **MATSEC** or the **Examinations Centre Victoria, Gozo** by **Friday 26 April 2019**.

Reference should be made to the respective syllabi for further details about each subject including folders required.

Access Arrangements - Candidates are to apply for Exam Access Arrangements by **Tuesday 6 November 2018**.

Late applications for Exam Access Arrangements will only be accepted with late examination registrations on the **28, 29 and 30 November 2018**. **Late fees will apply. Applications for Exam Access Arrangements beyond the 30 November 2018 will be accepted. Very late fees will apply.**

MATSEC WILL NOT MAKE ANY ARRANGEMENTS IN CASE OF CLASHES WITH EXAMINATIONS OF OTHER BOARDS. COLLEGES/SCHOOLS ARE ADVISED TO TAKE NOTE OF EXAMINATION DATES BEFORE STAGING SCHOOL ACTIVITIES FOR CANDIDATES SITTING FOR MATSEC EXAMINATIONS ON THE PRESCRIBED DATES AS ALTERATIONS WILL NOT BE CONSIDERED. REGISTRATIONS WILL BE OPEN BETWEEN 22 OCTOBER 2018 AND 6 NOVEMBER 2018. TO REGISTER, CANDIDATES ARE TO APPLY ONLINE ON www.exams.gov.mt Request for any Changes/Cancellations in registration will only be accepted between the 7 and 13 November 2018. Changes to candidates' details after the 13 November will incur additional charges.

LATE APPLICATIONS WILL BE ACCEPTED ON 28, 29 AND 30 NOVEMBER 2018. ADDITIONAL FEES APPLY.

A CANDIDATES' HANDBOOK IS AVAILABLE TO DOWNLOAD FROM: <https://bit.ly/2JX48k1>

Secondary Education Certificate

Heads of School are to send the **coursework assessment marks** for the subjects outlined below to **MATSEC** by **Friday 15 March 2019**. In due course, each respective school will be sent sheets for the candidates' assessment marks to be filled in. **Moderation of coursework** in schools will take place between **Monday 25 March 2019** and **Wednesday 17 April 2019** both dates inclusive.

Private candidates are to present their coursework for the subjects outlined below to **MATSEC** or the **Examinations Centre Victoria, Gozo** between **Monday 25 February 2019** and **Friday 15 March 2019** both dates inclusive from **8:00 – 12:00** or **14:00 – 16:00**.

Subjects

Art | **Biology** | **Business Studies** | **Chemistry** | **Computer Studies** | **Design and Technology** | **Environmental Studies** | **Ethics** | **European Studies** | **Geography** | **Home Economics** | **Physical Education** | **Physics and Textiles & Design**

SEC Art candidates are to indicate whether for **Paper I – Work from Observation** – they will be choosing **Option (a) Still-life, composed of Man-made and Natural forms**, or **Option (b) the Human Figure**. Candidates are to indicate their choice on the online application choice at the time of registration.

The **Art General Themes** will be published in the **Notices** section of the **MATSEC** website by the **Friday 10 May 2019**.

Statistical Report (2019): Matriculation Certificate Examinations

Supplementary/Second Session - 2019 Timetable

	ADVANCED MATRICULATION SECOND SESSION		INTERMEDIATE MATRICULATION SECOND SESSION		SECONDARY EDUCATION CERTIFICATE SUPPLEMENTARY SESSION	
	09:00	16:00	09:00	16:00	09:00	16:00
Thursday 29 August	Biology/Chemistry/Physics Practical Exams (am/pm)		Physical Education Practical Exam (am/pm)		Biology/Chemistry/Physics Paper I	Biology/Chemistry/Physics Paper II
Friday 30 August			Group I Subjects	Group II Subjects		
Saturday 31 August					Mathematics I	Mathematics II
Monday 2 September	Paper I (All Subjects)			Systems of Knowledge		
Tuesday 3 September	Paper II (All Subjects)				Maltese I	Maltese II
Wednesday 4 September	Paper III (All Subjects) (where applicable)				English Language I	English Language II
Thursday 5 September			Group III Subjects	Group IV Subjects		

ADVANCED MATRICULATION NOTICES		
Subject/Paper	Date	Time
Italian		
Paper I (Listening Comprehension and Dictation)	Monday 2 September	To be announced
Paper II	Monday 2 September	To be announced
Paper III	Tuesday 3 September	09:00
Paper IV	Wednesday 4 September	09:00
French		
Paper IV (Dictation)	Wednesday 28 August	To be announced
Spanish		
Listening Comprehension	Wednesday 28 August	To be announced
German		
Listening Comprehension	Tuesday 3 September	To be announced
Music		
Paper 1 Part I and II	Monday 2 September	To be announced
Paper III	Wednesday 4 September	To be announced
TWO copies of the music composition (if chosen) are to be presented to MATSEC or the Examinations Centre, Victoria Gozo by Friday 23 August from 08:00 – 12:00		

INTERMEDIATE MATRICULATION NOTICES		
Subject/Paper	Date	Time
German		
Listening Comprehension	Tuesday 27 August	To be announced
Italian		
Listening Comprehension	Tuesday 27 August	To be announced
Spanish		
Listening Comprehension	Tuesday 27 August	To be announced
Music		
TWO copies of the music composition (if chosen) are to be presented to MATSEC or the Examinations Centre, Victoria Gozo by Friday 23 August from 08:00 – 12:00		

GROUP SUBJECTS	
Group I	
Maltese	Greek
Arabic	Italian
English	Latin
French	Russian
German	Spanish
Group II	
Accounting	Marketing
Classical Studies*	Philosophy
Economics	Psychology*
Geography	Religious Knowledge
History	Sociology
Group III	
Applied Mathematics (Mechanics)	Environmental Science*
Biology	Physics
Chemistry	Pure Mathematics
Group IV	
Art	Information Technology
Computing	Music
Engineering Drawing	Physical Education*
Graphical Communication	Theatre and Performance
Home Economics and Human Ecology	
Systems of Knowledge*	
*offered at Intermediate Level (IM) only	

Supplementary/Second Session - 2019 Timetable

Advanced Matriculation

Orals

Arabic/English/French/German/Italian/Maltese/Russian/Spanish	Wednesday 28 August
Music II Part I	Friday 6 September

Practicals

Theatre and Performance	Friday 6 September
-------------------------	--------------------

Art | All candidates

Presentation of Coursework (Portfolio, Personal Study and Visual Journal) by **Monday 12 August 2019 at MATSEC or Examination Centre in Victoria, Gozo.**

Starting points of **Thematic Project Work** will be published in **Notices section of MATSEC website by Tuesday 23 July 2019.**
Candidates are to hand in this work **at the end of the AM Art I (Extended Thematic Project) examination session in a folder.**

Computing, Information Technology, Geography, Home Economics and Human Ecology | Private Candidates
Presentation of Project by **Monday 12 August 2019 at MATSEC or the Examination Centre in Victoria, Gozo.**

Coursework/Project Interviews: Wednesday 21 August 2019 – Friday 13 September 2019 both dates inclusive. All candidates may be called for an interview. Specific dates will be scheduled per subject where applicable. Interviews related to a particular subject cannot be scheduled outside the dates pertaining to the subject concerned.

Secondary Education Certificate

Biology, Chemistry, Physics | Private Candidates

Presentation of Project by **Monday 12 August 2019 at MATSEC or the Examination Centre in Victoria, Gozo.**

Coursework/Project Interviews: Wednesday 21 August 2019 – Friday 13 September 2019 both dates inclusive. All candidates may be called for an interview. Specific dates will be scheduled per subject where applicable. Interviews related to a particular subject cannot be scheduled outside the dates pertaining to the subject concerned.

CANDIDATES REGISTERING FOR AN EXAMINATION FOR THE FIRST TIME WILL BE TREATED AS PRIVATE CANDIDATES. THEREFORE ALL COURSEWORK/PROJECT WORK IS TO BE PRESENTED TO MATSEC OR THE EXAMINATIONS CENTRE, VICTORIA GOZO AS INDICATED ABOVE.

Coursework presented to **MATSEC** is to be collected during the week starting **Monday 28 October 2019** from 08:00 – 12:00 and 14:00 – 16:00.

The MATSEC Board reserves the right to keep any of the works submitted by candidates.

Intermediate Matriculation

Orals

English	Tuesday 27 August
	Saturday 31 August
Arabic/French/German/Italian/Maltese/Russian/Spanish	Tuesday 27 August
Music PI and PIII	Friday 6 September

Practicals

Theatre and Performance	Friday 6 September
-------------------------	--------------------

Art | All candidates

Presentation of Coursework (Portfolio, Personal Study and Visual Journal) by **Monday 12 August 2019 at MATSEC or Examination Centre in Victoria, Gozo.**

Starting points of **Thematic Project Work** will be published in **Notices section of MATSEC website by Friday 9 August 2019.**
Candidates are to present this work on Friday 6 September 2019 from 08:00 - 12:00 at MATSEC or the Examination Centre in Victoria, Gozo.

Computing, Information Technology, Systems of Knowledge | Private Candidates
Presentation of Project by **Monday 12 August 2019 at MATSEC or Examination Centre in Victoria, Gozo.**

Coursework/Project Interviews: Wednesday 21 August 2019 – Friday 13 September 2019 both dates inclusive. All candidates may be called for an interview. Specific dates will be scheduled per subject where applicable. Interviews related to a particular subject cannot be scheduled outside the dates pertaining to the subject concerned.

REGISTRATIONS WILL BE OPEN BETWEEN 19 JULY 2019 AND 26 JULY 2019.

LATE APPLICATIONS WILL BE ACCEPTED ON 30 AND 31 JULY 2019. ADDITIONAL FEES APPLY.

APPENDIX B

Combination of subjects at Advanced Matriculation level and at Intermediate Matriculation level

Statistical Report (2019): Matriculation Certificate Examinations

Table B.1: Subject combinations: AM level subjects (First session)

	Accounting	Applied Maths	Arabic	Art	Biology	Chemistry	Computing	Economics	Engineering Drawing	English	French	Geography	German	Graphical Communication	History	Home Econ. & Human Ecology	Information Technology	Italian	Maltese	Marketing	Music	Philosophy	Physics	Pure Maths	Religious Knowledge	Russian	Sociology	Spanish	Theatre And Performance
Accounting	426	0	1	1	4	0	10	65	0	9	0	0	2	1	2	0	8	3	9	139	0	1	3	33	3	0	4	0	
Applied Maths	0	4	0	0	0	0	0	0	0	0	0	0	0	0	0	0	0	0	0	0	0	0	4	0	0	0	0	0	
Arabic	1	0	6	1	1	1	0	0	0	1	1	0	0	0	0	0	0	0	0	1	0	0	0	0	0	0	0	0	
Art	1	0	1	8	3	0	1	1	0	19	2	1	1	8	5	6	0	8	11	9	0	3	2	3	0	1	3	0	
Biology	4	0	1	3	585	400	2	1	0	38	3	4	1	1	1	22	0	3	14	15	0	2	16	10	6	3	14	1	
Chemistry	0	0	1	0	400	424	0	0	0	4	2	1	0	0	0	1	0	0	2	2	0	1	13	8	1	2	1	1	
Computing	10	0	0	1	2	0	178	3	0	10	1	1	0	3	0	0	1	1	1	14	0	3	12	91	1	1	1	1	
Economics	65	0	0	1	1	0	3	119	0	8	1	0	1	0	0	0	0	1	2	19	0	2	1	5	0	0	2	1	
Engineering Drawing	0	0	0	0	0	0	0	0	3	0	0	0	0	0	0	0	0	0	1	2	0	0	0	0	0	0	0	0	
English	9	0	1	9	38	4	10	8	0	743	15	7	7	1	22	16	8	16	262	58	2	30	5	11	5	2	49	4	
French	0	0	1	2	3	2	1	1	0	15	51	1	1	0	0	0	0	4	7	7	0	1	1	3	1	0	1	2	
Geography	0	0	0	1	4	1	1	0	0	7	1	33	0	0	4	0	0	1	2	2	0	0	5	1	0	0	1	0	
German	2	0	0	1	1	0	0	1	0	7	1	0	21	0	0	1	0	0	2	5	0	0	1	1	0	1	0	0	
Graphical Communication	1	0	0	8	1	0	3	0	0	1	0	0	0	31	2	1	0	1	1	5	0	0	5	6	0	0	0	0	
History	2	0	0	5	1	0	0	0	0	22	0	4	0	2	75	0	0	6	8	4	0	3	1	2	1	0	9	3	
Home Econ. & Human Ecology	0	0	0	6	22	1	0	0	0	16	0	0	1	1	0	111	1	2	20	7	0	2	0	0	1	0	19	0	
Information Technology	8	0	0	0	0	0	1	0	0	8	0	0	0	0	0	1	36	0	1	9	0	2	1	0	0	0	0	0	
Italian	3	0	0	8	3	0	1	1	0	16	4	1	0	1	6	2	0	95	12	8	0	4	1	0	2	0	6	3	
Maltese	9	0	0	1	14	2	1	2	1	262	7	2	2	1	8	20	1	12	563	35	4	3	5	3	16	0	18	0	
Marketing	139	0	1	9	15	2	14	19	2	58	7	2	5	5	4	7	9	8	35	494	1	6	5	11	4	1	34	3	
Music	0	0	0	0	0	0	0	0	0	2	0	0	0	0	0	0	0	0	4	1	6	0	0	0	1	0	0	0	
Philosophy	1	0	0	3	2	1	3	2	0	30	1	0	0	0	3	2	2	4	3	6	0	84	1	2	1	0	11	0	
Physics	3	4	0	2	16	13	12	1	0	5	1	5	1	5	1	0	1	1	5	5	0	1	389	294	0	1	0	0	
Pure Maths	33	0	0	3	10	8	91	5	0	11	3	1	1	6	2	0	0	0	3	11	0	2	294	500	1	2	2	2	
Religious Knowledge	3	0	0	0	6	1	1	0	0	5	1	0	0	0	1	1	0	2	16	4	1	1	0	1	51	0	3	0	
Russian	0	0	0	1	3	2	1	0	0	2	0	0	1	0	0	0	0	0	0	1	0	0	1	2	0	8	1	0	
Sociology	4	0	0	3	14	1	1	2	0	49	1	1	0	0	9	19	0	6	18	34	0	11	0	2	3	1	216	2	
Spanish	0	0	0	0	1	1	1	1	0	4	2	0	0	0	3	0	0	3	0	3	0	0	0	2	0	0	2	31	
Theatre And Performance	0	0	0	0	0	0	0	0	0	7	1	0	0	0	0	1	0	0	0	0	0	1	0	0	0	0	1	0	

Statistical Report (2019): Matriculation Certificate Examinations

Table B.2: Subject combinations: IM level subjects (First session)

	Accounting	Applied Maths	Arabic	Art	Biology	Chemistry	Classical Studies	Computing	Economics	Eng. Drawing & Graph. Comm.	English	Environmental Science	French	Geography	German	History	Home Econ. & Human Ecology	Information Technology	Italian	Latin	Maltese	Marketing	Music	Philosophy	Physical Education	Physics	Psychology	Pure Maths	Religious Knowledge	Russian	Sociology	Spanish	Systems Of Knowledge	Theatre And Performance	
Accounting	84	0	0	0	3	0	0	2	1	6	33	6	0	0	3	0	0	4	2	0	2	9	0	1	0	0	5	17	1	0	5	1	50	0	
Applied Maths	0	36	0	0	0	0	0	2	1	0	17	0	0	1	0	2	0	0	2	0	3	2	0	2	0	0	10	1	1	0	1	0	28	0	
Arabic	0	0	3	0	0	0	0	0	0	0	3	0	0	0	0	0	0	0	0	0	0	0	0	1	0	1	1	1	0	0	0	2	0		
Art	0	0	0	29	3	0	0	0	0	0	6	7	0	0	0	0	1	0	0	0	1	1	0	1	0	0	14	2	0	1	0	25	0		
Biology	3	0	0	3	281	1	6	0	1	1	59	3	6	5	4	1	8	4	4	0	8	21	1	18	21	7	145	8	7	0	28	1	189	5	
Chemistry	0	0	0	0	1	35	1	0	0	0	13	0	0	0	1	1	0	1	0	0	2	1	0	2	0	4	10	2	3	0	3	0	24	1	
Classical Studies	0	0	0	0	6	1	49	2	0	0	13	16	2	1	1	2	1	1	0	0	0	2	0	7	1	8	7	3	2	0	0	42	2		
Computing	2	2	0	0	0	0	2	77	2	1	36	5	0	2	0	0	0	0	1	0	0	6	0	6	0	3	8	6	4	0	1	0	59	0	
Economics	1	1	0	0	1	0	0	2	42	1	14	3	0	2	0	1	0	2	1	0	1	4	0	1	1	2	3	9	3	0	1	0	22	0	
Eng. Drawing & Graph. Comm.	6	0	0	0	1	0	0	1	1	77	38	1	1	7	1	1	0	0	4	0	4	11	0	5	0	1	8	1	5	0	4	1	51	0	
English	33	17	3	6	59	13	13	36	14	38	1186	82	9	23	4	18	17	65	12	1	29	119	2	83	50	18	258	205	59	0	63	4	708	4	
Environmental Science	6	0	0	7	3	0	16	5	3	1	82	369	10	7	2	11	12	9	16	0	25	52	1	44	29	7	107	17	24	0	53	1	263	6	
French	0	0	0	0	6	0	2	0	0	1	9	10	66	2	0	0	0	2	0	0	0	4	0	8	0	15	13	14	4	0	5	0	49	0	
Geography	0	1	0	0	5	0	1	2	2	7	23	7	2	80	1	2	0	0	1	0	4	3	0	6	2	9	8	7	1	0	2	0	44	2	
German	3	0	0	0	4	1	1	0	0	1	4	2	0	1	38	0	0	0	0	0	2	1	0	1	0	5	7	7	3	0	2	0	18	1	
History	0	2	0	0	6	1	2	0	1	1	18	11	0	2	0	68	1	1	2	0	5	3	1	8	3	7	3	10	2	0	4	0	49	0	
Home Econ. & Human Ecology	0	0	0	1	8	0	1	0	0	0	17	12	0	0	0	1	62	1	1	0	1	3	0	4	1	2	23	8	1	0	1	0	35	0	
Information Technology	4	0	0	0	4	1	1	0	2	0	65	9	2	0	0	1	1	140	3	0	10	9	0	8	0	9	14	59	2	1	5	0	121	0	
Italian	2	2	0	0	4	0	0	1	1	4	12	16	0	1	0	2	1	3	93	0	2	11	0	5	1	9	28	13	4	0	4	0	55	0	
Latin	0	0	0	0	0	0	0	0	0	0	1	0	0	0	0	0	0	0	0	1	0	0	0	0	0	0	0	1	0	0	0	1	0		
Maltese	2	3	0	1	8	2	0	0	1	4	29	25	0	4	2	5	1	10	2	0	179	12	1	5	4	29	39	38	16	0	14	0	122	1	
Marketing	9	2	0	1	21	1	2	6	4	11	9	52	4	3	1	3	3	9	11	0	12	350	0	17	8	34	37	36	13	0	16	0	170	1	
Music	0	0	0	0	1	0	0	0	0	0	2	1	0	0	0	1	0	0	0	0	1	0	5	0	0	0	2	1	1	0	1	0	4	0	
Philosophy	1	2	1	1	18	2	7	6	1	5	83	44	8	6	1	8	4	8	5	0	5	17	0	287	7	46	43	22	5	0	16	3	226	3	
Physical Education	0	0	0	0	21	0	1	0	1	0	50	29	0	2	0	3	1	0	1	0	4	8	0	7	141	15	46	18	4	0	2	1	93	1	
Physics	7	0	1	0	7	4	8	3	2	1	18	7	15	9	5	7	2	9	9	0	29	34	0	46	15	458	132	28	25	0	16	2	319	2	
Psychology	5	10	1	4	145	10	7	8	3	8	258	107	13	8	7	3	23	14	28	0	39	37	2	43	46	2	873	82	26	1	68	8	617	13	
Pure Maths	17	1	1	2	8	2	3	6	9	1	205	17	14	7	7	10	8	59	13	1	38	36	1	22	18	28	82	532	19	0	34	4	364	4	
Religious Knowledge	1	1	0	0	7	3	2	4	3	5	59	24	4	1	3	2	1	2	4	0	16	13	1	5	4	25	26	19	182	0	5	0	113	0	
Russian	0	0	0	0	0	0	0	0	0	0	0	0	0	0	0	0	0	1	0	0	0	0	0	0	0	0	1	0	2	0	0	1	0		
Sociology	5	1	0	1	28	3	0	1	1	4	63	53	5	2	2	4	1	5	4	0	14	16	1	16	2	16	68	34	5	0	258	0	180	1	
Spanish	1	0	0	0	1	0	0	0	0	1	4	1	0	0	0	0	0	0	0	0	0	0	0	3	1	2	8	4	0	0	0	18	11	0	
Systems Of Knowledge	50	28	2	2	189	24	42	59	22	51	708	263	49	44	18	49	35	121	55	1	122	170	4	226	93	319	617	364	113	1	180	11	1965	28	
Theatre And Performance	0	0	0	0	5	1	2	0	0	0	4	6	0	2	1	0	0	0	0	0	0	1	1	0	3	1	2	13	4	0	0	1	0	28	34