



L-Università
ta' Malta

MATSEC
Examinations Board



Statistical Report

Matriculation Certificate Examinations 2020

FOREWORD

There is no doubt that 2020 should be classified as an eventful year. We believe that MATSEC has responded well to the challenges faced by the COVID-19 pandemic, mainly because of the dedicated individuals who are involved in the process. This Matriculation Certificate examinations statistical report highlights quantitative information about the performance of candidates who may be seeking entry to University and other students who sat for matriculation examinations for other purposes in 2020. The report presents statistics relating to registrations and results of the two sessions of examinations which were held in September and December.

The First examination session was about to start when the then Minister for Education and Employment announced the closure of schools due to the COVID-19 pandemic. The MATSEC Examinations Board was being requested to take swift decisions about the examination session from candidates, post-secondary schools and tertiary institutions. Representatives from all stakeholders were involved in a series of meetings to evaluate whether the syllabi required any changes to reflect the lost teaching time due to the pandemic. In line with recommendations from stakeholders, the need to preserve the integrity of the assessment in order to secure a fair examination session, and the mandatory standards and guidelines issued by the Public Health Authority, certain examination components such as oral and aural examinations were cancelled. Other similar measures were taken to safeguard the candidates in every way, both in health and their future studies.

With social distancing measures in place to prevent the spread of the virus, the MATSEC Examinations Board organised a Special September Session 2020. The 'normal' First session of examinations which was scheduled to start in March was cancelled and so was the Second session. A full session replaced these two cancelled sessions and an additional resit session was offered in December, specifically for those candidates who would normally have reapplied for the Second session. This allowed them to proceed with their studies, despite the disruption. The MATSEC Examinations Board collaborated with the receiving institutions, such as the University of Malta, in order to ensure the smooth transition from post-secondary to tertiary education.

Apart from monitoring the situation locally, MATSEC kept scrutinising the operations of international examination boards and national examinations, which are considered as high-stake and followed closely the decisions that were being taken alongside ours. Many well-meaning suggestions were also forwarded by educators and the general public, such as the option of using school assessment or moving examinations online; however, experience over the past 25 years have taught us a cautionary tale, that is, not to rush into decisions that would hinder rather than benefit candidates. School assessment in post-secondary institutions is not standardised and not all schools offer mock examinations, and therefore, a predictive exercise could not be considered. Furthermore, for the purpose of entry to university, a global Level 4 would have created more problems. Online examinations are fraught with challenges even for international examination boards that have invested in dedicated resources and research; even these highlight the risks of delivering assessment for all through online platforms. The bottom line is that there is no real alternative to physical examinations which may give the same confidence in validity, reliability and fairness for all candidates.

This report highlights the information about candidates and their performance; however, the work at MATSEC depends on all the staff, the examiners and, not least, the Examinations Department which provides the essential logistical support at the examination centres should not go unnoticed. Of course, the actual production of the report is in the hands of the Assessment Research and Development office together with all the members of staff who helped in the compilation of the data.

The Director
MATSEC
February 2021

TABLE OF CONTENTS

EXECUTIVE SUMMARY	7
1. INTRODUCTION	9
Background	9
Administrative Information	11
Requests for Examination Access Arrangements	12
The Examination Centres	13
Revision of Papers	13
Examiners' Reports	14
2. SPECIAL SEPTEMBER SESSION REGISTRATIONS	15
Original Registrations for the First Session	15
New Registrations for the Special September Session	27
Total Registrations for the Special September Session and RoP	29
3. SEPTEMBER SPECIAL SESSION RESULTS	31
4. DECEMBER SPECIAL RESIT SESSION REGISTRATIONS	45
5. DECEMBER SPECIAL RESIT SESSION RESULTS	48
6. GENERAL STATISTICS	54
Disclaimer	54
Registrations	54
Trends in Subject Choice	57
Passes in 2020	62
Revision of Papers	68
7. CONCLUSION	71
APPENDIX A	72
APPENDIX B	79

Statistical Report (2020): Matriculation Certificate Examinations

LIST OF TABLES

<i>Table 1.1: Grade Points Awarded per Grade</i>	10
<i>Table 1.2: Registrations for Matriculation Examinations 2020</i>	12
<i>Table 2.1: Total Number of Candidates who registered for the postponed Matriculation Examinations First Session</i>	15
<i>Table 2.2: First Session Registrations by Year of Birth and Gender</i>	15
<i>Table 2.3: Total Candidates registering for the postponed Matriculation Examinations First Session</i>	17
<i>Table 2.4: First Session Registrations by Number of Subjects, Level and Gender</i>	22
<i>Table 2.5: Number of Requests for Special Arrangements by Presenting Condition</i>	22
<i>Table 2.6: Number of Registrations by Subject by Candidates who Requested Access Arrangements</i>	23
<i>Table 2.7: First Session Registrations of Matriculation Examinations Candidates by Region and Locality</i>	24
<i>Table 2.8: New Candidates registering for the September Special Session by Cohort and Gender</i>	27
<i>Table 2.9: New Candidates registering for the September Special Session by Year of Birth and Gender</i>	27
<i>Table 2.10: Subjects registered by the New Candidates during the Special Session Registrations by Subject and Gender</i>	28
<i>Table 2.11: All subject registrations for the September Special Session by Subject and Gender</i>	29
<i>Table 2.12: September Special Session Registrations for Revision of Papers</i>	30
<i>Table 3.1: September Special Session - Advanced Level Results by Subject and Gender</i>	31
<i>Table 3.2: September Special Session - Intermediate Level Results by Subject and Gender</i>	33
<i>Table 3.3: AM Results of the September Special Session, by gender, subject, and type of registration</i>	37
<i>Table 3.4: IM Results of the September Special Session, by gender, subject, and type of registration</i>	39
<i>Table 3.5: September Special Session – Results of Candidates with Examination Access Arrangements</i>	41
<i>Table 3.6: September Special Session - Outcomes of Requests for Revision of Papers</i>	42
<i>Table 3.7: September Special Session – Summary of results of candidates with EAA and candidates without EAA</i>	43
<i>Table 3.8: Matriculation Certificates Awarded in the September Special Session</i>	43
<i>Table 4.1: Total Number of Candidates Sitting for the Special Resit Session</i>	45
<i>Table 5.2: Registrations for the Special Resit Session, by Year of Birth and Gender</i>	45
<i>Table 4.3: Special Resit Session Matriculation Examination Registrations by Subject and Gender</i>	46
<i>Table 4.4: Number of Intermediate Level Registrations in the special Resit Session, by Gender</i>	47
<i>Table 4.5: December Special Session Registration for Revision of Papers</i>	47
<i>Table 5.1: December Special Session - Advanced Level Results by Subject and Gender</i>	48
<i>Table 5.2: December Special Session - Intermediate Level Results by Subject and Gender</i>	50
<i>Table 5.3: December Special Session – Outcomes of Requests for Revision of Papers</i>	52
<i>Table 5.4: Matriculation Certificates Awarded in the December Special Session</i>	53
<i>Table 6.1: Matriculation Certificates Awarded (after both Special Sessions)</i>	63
<i>Table 6.2: Passes in Advanced Level Subjects (September and December Special Sessions)</i>	65
<i>Table 7.3: Passes in Intermediate Level Subjects (September and December Special Sessions)</i>	66
<i>Table 6.4: Percentage Applications for Revision of Papers by Year, Session and Level</i>	68
<i>Table 6.5: Percentage Upgrades from Revision of Papers by Year, Session and Level</i>	69
<i>Table B.1: Subject combinations: AM level subjects (September Special Session)</i>	80
<i>Table B.2: Subject combinations: IM level subjects (September Special Session)</i>	80

Statistical Report (2020): Matriculation Certificate Examinations

LIST OF FIGURES

<i>Figure 2.1: AM Registration by Gender: Group 1</i>	18
<i>Figure 2.2: AM Registration by Gender: Group 2</i>	18
<i>Figure 2.3: AM Registration by Gender: Group 3</i>	18
<i>Figure 2.4: AM Registration by Gender: Group 4</i>	19
<i>Figure 2.5: IM Registration by Gender: Group 1</i>	19
<i>Figure 2.6: IM Registration by Gender: Group 2</i>	19
<i>Figure 2.7: IM Registration by Gender: Group 3</i>	20
<i>Figure 2.8: IM Registration by Gender: Group 4</i>	20
<i>Figure 2.9: AM Registration per Group by Gender</i>	21
<i>Figure 2.10: IM Registration per Group by Gender</i>	21
<i>Figure 2.11: First Session Registrations of Matriculation Examinations Candidates by Region</i>	26
<i>Figure 6.1: Total Number of Candidates Registering for Matriculation Examinations, by Year</i>	55
<i>Figure 6.2: Number of Candidates using the Second Session as a First Sit, by Year and Gender</i>	55
<i>Figure 7.3: Percentage of absent candidates in the First session, by year of examination</i>	56
<i>Figure 7.4: Number of Candidates applying for Access Arrangements from 2004 to 2020</i>	56
<i>Figure 6.5: Trends in Registrations: AM Group 1 Subjects</i>	57
<i>Figure 6.6: Trends in Registrations: AM Group 2 Subjects</i>	57
<i>Figure 6.7: Trends in Registrations: AM Group 3 Subjects</i>	58
<i>Figure 6.8: Trends in Registrations: AM Group 4 Subjects</i>	58
<i>Figure 6.9: Trends in Registrations: IM Group 1 Subjects</i>	59
<i>Figure 6.10: Trends in Registrations: IM Group 2 Subjects</i>	60
<i>Figure 6.11: Trends in Registrations: IM Group 3 Subjects</i>	60
<i>Figure 6.12: Trends in Registrations: IM Group 4 Subjects</i>	61
<i>Figure 6.13: Trends in Registrations: IM Systems of Knowledge</i>	62
<i>Figure 6.14: Percentage of the 18-year-old cohort who qualified for the Matriculation Certificate, by Year of Assessment and Gender</i>	63
<i>Figure 6.15: Percentage Applications for Revision of Papers by Year, Session and Level</i>	69
<i>Figure 6.16: Percentage Upgrades from Revision of Papers by Year, Session and Level</i>	70

LIST OF ABBREVIATIONS

ADSC – Access - Disability Support Committee (at the University of Malta)

AM – Advanced Matriculation

IM – Intermediate Matriculation

EAA – Examination Access Arrangement

MATSEC – Matriculation and Secondary Education Certificate

MQF – Malta Qualifications Framework

SBA – School Based Assessment (assessment used to evaluate candidate learning which is performed during their course and can be set by teachers, schools or the MATSEC Examinations Board depending on the case)

SEC – Secondary Education Certificate

SEC IIA – SEC Paper IIA option

SEC IIB – SEC Paper IIB option

UM – Università ta' Malta

NSO – National Statistics Office

Statistical Report (2020): Matriculation Certificate Examinations

EXECUTIVE SUMMARY

This document reports on the special Matriculation Examination sessions of 2020 held in September and December. The 2020 First Session was postponed for September due to the COVID-19 pandemic. Candidates who were planning to register for the Second Session, which is usually held in September, could register during a Special Registration Period which was opened in May. Candidates who had registered for the postponed First Session could register to sit for these subjects only in a special resit session which was held in December. Thus, outcomes of the First and Second session which are usually achieved could be achieved in 2020 despite the situation.

These changes in registrations suggest that the data reported in this report will not compare well with data from the two sessions of last year. The special September session can be expected to be more similar to the results of First session candidates combined with those of new candidates in the Second session, while data of the special Resit session would resemble that of resit candidates in the Second session of previous years.

This report gives an overview of the administration aspect of the examinations and then presents the registration and results data of the examination sessions held in the September and December sessions of examination. It also presents some statistics from previous sessions to indicate some trends that have been developing since the Matriculation Certificate examinations were introduced in the Maltese Islands. Data is at times presented in separate tables for all candidates and for candidates of the 2002 cohort, who turned 18 years of age in 2020.

The 2020 session is the eight session since the change in regulations in 2012 and the second session in which candidates' registration costs were paid by the Government of Malta. This decision might have affected the number of candidates sitting for these examinations as, while the number of candidates registering for the First session was decreasing along the years, this trend was reversed in 2019. However, this seems to have been short-lived and, in 2020, the trend of decreasing registrations continued as from numbers of 2018.

A total of 3,726 candidates (1,569 males and 2,157 females) registered for the First session of Matriculation examinations of 2020, which was transferred to the Special Session. Of these candidates, 714 (19.2%) candidates registered for enough examinations to obtain the Matriculation Certificate. During the Special Registration period, an additional 1,072 candidates (429 males and 632 females) registered for the September Special Session. These may be assumed to be mostly candidates who would use the Second Session as their first attempt. For the December Resit Session, there were 1,271 candidates (652 males and 709 females) who registered to sit for subjects they had registered during the First Session. In total, there were 4,798 individual registrations for MC examinations in 2020.

In the postponed First session the largest number of registrations for both Advanced and Intermediate Level examinations, 54.9% and 51.7% respectively, belonged to the 2002 cohort. This is the cohort that turned eighteen years of age in 2020. There were 3,805 children born in 2002 (1,997 males and 1,808 females) in the Maltese Islands¹. This means that 45.3% of the 18-year-old cohort born in 2002 (37.0% of males and 54.5% of females) registered for Matriculation examinations during the postponed First Session in 2020. This is similar to the 46.3% reported last year. Using the NSO's measures of people residing in Malta changes this statistic changes to 42.8% (35.3% of males and 51.1% of females). This means that more than half of the females born 18-years ago registered for Matriculation examinations while males still lag behind in this statistic, similar to last year.

This year, 121 (63 males and 58 females) candidates applied for Examination Access Arrangements (EAAs) to access the first session of Matriculation examinations. These are equivalent to 3.2% of the First Registrations, an increase

¹ National Statistics Office (2002), *Children*. National Statistics Office, Malta: Valletta.

Statistical Report (2020): Matriculation Certificate Examinations

over the 2.4% reported in 2019 and 2.8% reported in 2018. Additionally, 13 of the 1,072 candidates (1.2%) who registered during the Special Registration Period also applied for EAAs

The most popular subjects at AM among candidates who registered for the original First Session were English (734 candidates) and Maltese (419 candidates) from Group 1; Marketing (484 candidates) and Accounting (405 candidates) from Group 2; and Computing (136 candidates) and Home Economics & Human Ecology (59 candidates) from Group 4. Registrations in Group 3 subjects are, except for Applied Mathematics, of a comparable magnitude. These figures are similar to last year.

At IM level, the popularity of English (1,430 candidates), Psychology (869 candidates) and Pure Mathematics (643) candidates is notable in their respective groups. In particular, there was a large increase in the number of candidates registering for English, with over 300 more candidates in 2020 than in 2019. Furthermore, last year a distinctive decrease in candidates applying for IM Maltese was noted, where only 179 candidates applied for the subject. This is replicated this year with only 160 candidates registering for the subject during the (postponed) First Session.

In addition to being the third statistical report to present data illustrating trends in subject registrations, this year is the second statistical report which also includes information on subject choices (Appendix B). Similar to last year, this shows that although many varying option choices are made, some subjects such as AM Chemistry and Biology; AM English and Maltese; AM Physics and Pure Mathematics; and any two of AM Accounting, Economics, and Marketing are frequently combined as AM level subjects.

At Advanced level, taking into consideration the results obtained during the Special September Session, when passes at Grades A to C are considered, the range of pass rates in the different subjects varies from over 90% to less than 30%. At Intermediate level, passes at Grades A to C range from over 50% to less than 30%. The decrease in the rate of overall passes in numerous subjects is linked to the continued drastic increase in the percentage of absent candidates reported this year. This is most noticeable in small subjects, like in IM Russian where all 6 candidates were absent for the examination.

The rate of absenteeism continues to increase, with the rate increasing from an average of 6.8% (AM) and 4.5% (IM) between 2015 and 2018 to that of 11.8% (AM) and 11.5% (IM) in 2019, and further to 17.5% (AM) and 15.0% (IM) in 2020. If only those candidates who had applied for the original First Session are taken into consideration, the figures stand at 15.5% (AM) and 12.7% (IM), which would still be higher than those reported in 2019. However, concerns over the pandemic may have contributed to the greater rate of absenteeism in 2020.

In 2020, a total of 1,152 candidates were awarded the Matriculation Certificate following the September Special Session. This comprised 24.0% (24.7% of males and 23.5% of females) of the candidates who sat for the Special Session. If taking into consideration only those candidates who registered during the original First Session, 30.6% (31.2% of males and 30.2% of females) of these candidates obtained the Matriculation Certificate, similar to the 31.5% indicated during last year's First Session. An additional 136 candidates (57 males and 79 females) obtained their Matriculation Certificate following the December Special Resit Session. Interestingly, six 17-year-old (3 males and 3 females) of the 2001 cohort qualified for the Matriculation Certificate in 2020.

The overall percentages of requests for revision of papers averaged 6.7% for subjects at Advanced Level and 4.9% for subjects at Intermediate Level after the September Special Session. Only 1.6% of all requests for AM and 4.7% for those at IM resulted in a revision of grades. Following the December Special Session, the requests averaged 4.6% for AM subjects and 4.2% for IM subjects. There were no upgrades for AM, while 5.1% of requests at IM resulted in an upgrade.

1. INTRODUCTION

Background

The Matriculation and Secondary Education Certificate (MATSEC) Examinations Board was set up in 1991. It is responsible for external examinations at two levels: (a) the Matriculation examinations which have replaced the GCE A-levels and (b) the Secondary Education Certificate (SEC) examinations which have replaced the General Certificate of Education Ordinary Level (GCE O-level) offered by English examination boards. The MATSEC Examinations Board offers examinations at Advanced (AM) and Intermediate Matriculation (IM) levels. Some candidates may sit for an examination in single subjects while other candidates may sit for several subjects in order to qualify for the Matriculation Certificate.

The Matriculation Certificate is based on the International Baccalaureate model that maintains that students develop into more mature individuals if their studies cover both the areas of the Humanities and the Sciences. In the Matriculation Certificate qualification, subjects are divided into four groups and students must choose one subject from each of Groups 1, 2, and 3 and any other two subjects. This structure ensures that candidates choose subjects from areas of Languages, Humanities and Sciences. In addition, all students are obliged to sit for IM Systems of Knowledge, a pass in which is obligatory in order to be awarded the certificate. In this system of examinations, students normally study two subjects at Advanced level and another four at Intermediate level, including Systems of Knowledge. Some students may choose to sit for a different mix of Advanced and Intermediate examinations and this option is covered in the regulations. Although any of the subjects offered may be chosen, there are some restrictions laid out in the regulations for the award of the Matriculation Certificate (<http://www.um.edu.mt/matsec/regulations>).

The Matriculation Certificate is the general entry requirement into the University of Malta and its requirements are intended to provide an opportunity for all students finishing post-secondary school education to obtain external certification for the subjects studied at school. In addition, certain Faculties have special course requirements in terms of the subjects needed for admission and the grades that are acceptable for further studies in particular areas. The Matriculation Certificate can be obtained over a period of five years.

The regulations of these examinations were first published in 1994, and candidates took the examinations for the first time in 1997. These regulations were amended in 2012 to give candidates the opportunity to qualify for the Matriculation Certificate over a period of five years but the other criteria were not changed. These criteria require candidates to obtain a pass in at least one of the subjects offered in each of Groups 1, 2, and 3 and Systems of Knowledge and gain at least 44 grade points. The Certificate is issued once and it is not graded. The results of the individual subjects are graded A to E, with Grade A being the highest grade. Grade points are awarded as shown in Table 1.1.

Statistical Report (2020): Matriculation Certificate Examinations

Table 1.1: Grade Points Awarded per Grade

Grade	Grade Points Awarded	
	Advanced Level	Intermediate Level
A	30	10
B	24	8
C	18	6
D	12	4
E	6	2

The First session of the examinations is normally held in March-June while a second session is normally held in August-September. In the Second session, candidates are allowed to sit for one subject at Advanced level, up to a maximum of four subjects at Intermediate level – one from each of Groups 1, 2, 3 and 4 – and Systems of Knowledge. The same restrictions apply to candidates irrespective of whether they are re-sitting for the examinations or sitting for them for the first time in the second session.

The present document reports on the Matriculation examinations which took place in 2020. Due to the COVID-19 pandemic, for this year the First session was postponed to a special session held in September. This session accommodated candidates who had registered for the First session as well as those who had planned to sit for the Second session as the only sit of 2020. A resit session was held in December for those candidates who had applied for the original First session so that they could reattempt any of the examinations originally registered for the First session. This was allowed so that these candidates could have access to the standard two attempts per year.

The report first gives an overview of the administration aspect of the examinations and then presents the registration data and results of both the September and December special sessions. It also presents general statistics of the sessions which have taken place between 1998 and 2020 to indicate trends that have been developing since the Matriculation Certificate system of examinations was introduced in the Maltese islands. For some of the statistics making comparisons to previous years, data is presented separately for original registrants of the First Session and those who, following the postponement of the session, registered for this session using the special registrations.

Administrative Information

The following subjects were offered for examination:

Accounting	Applied Mathematics	Arabic
Art	Biology	Chemistry
Classical Studies*	Computing	Economics
Engineering Drawing**	Graphical Communication**	Engineering Drawing and Graphical Communication*
English	Environmental Science*	French
Geography	German	Greek
History	Home Economics	Information Technology
Italian	Latin	Maltese
Marketing	Music	Physical Education
Philosophy	Physics	Psychology*
Pure Mathematics	Religious Knowledge	Russian
Sociology	Spanish	Systems of Knowledge*
Theatre and Performance		
<i>*Offered at Intermediate Level only</i>		
<i>**Offered at Advanced Level only</i>		

The subjects are grouped as follows:

Group	Subjects
1	Arabic, English, French, German, Greek, Italian, Latin, Maltese, Russian, and Spanish.
2	Accounting, Classical Studies, Economics, Geography, History, Marketing, Philosophy, Psychology, Religious Knowledge, and Sociology.
3	Applied Mathematics, Biology, Chemistry, Environmental Science, Physics, and Pure Mathematics.
4	Art, Computing, Engineering Drawing / Graphical Communication, Home Economics & Human Ecology, Information Technology, Music, Physical Education, and Theatre and Performance.
	Systems of Knowledge

The timetable for both the First and Second sessions was issued in mid-October 2019 (a copy is available in Appendix A). Registration for the original First session of examinations took place between the 28th October and 8th November 2019. Late applications were received between the 26th and 28th November 2019. All applications were received at the Department of Examinations, Floriana and the Examinations Centre, Victoria, Gozo. They were processed by the Examinations Department, Floriana. As part of the COVID-19 mitigation measures, examinations were not held between March

Statistical Report (2020): Matriculation Certificate Examinations

and June, with the First Session being postponed. Candidates who had been planning to register examinations during the Second Session were advised to apply during a special registration period between 4th and 10th May 2020. These registrations were submitted online and were received and processed by the MATSEC Support Unit, University of Malta. Candidates from the First Session who normally would have the opportunity to use the Second session to resit examinations they did not succeed in, were allowed to register for a special Resit session that was held in December. Registrations for this session were open between 9th and 12th November 2020.

Initially, 3,726 candidates (1,569 males and 2157 females) registered for the First session of Matriculation examinations of 2020. Of these candidates, 714 (19.2%) candidates registered for enough examinations to obtain the Matriculation Certificate. During the special registration period, a further 1,072 candidates (429 males and 643 females) registered. From the candidates who had registered for the original First Session, 1,271 candidates (562 males and 709 females) registered to resit some of these subjects in the special Resit Session held in December.

Table 1.2 below shows the number of subject registrations for the Advanced and Intermediate Matriculation September and December Special Session examinations in 2020.

Table 1.2: Registrations for Matriculation Examinations 2020

Session	Advanced Level			Intermediate Level		
	Males	Females	Total	Males	Females	Total
September Special Session	1393	1917	3310	1776	2433	4209
December Special Resit Session	300	378	678	416	546	962

The written examinations took place between 29th August and 7th October 2020 for the September Special Session. All oral, aural, and practical components were removed as part of the mitigation measures to reduce the spread of COVID-19. Results were sent by sms and result slips on the 6th November 2020. In this session, there were 4,706 (98.1%) of the Matriculation Examination candidates who applied to receive their results by sms. For the December Special Supplementary Session, written examinations took place between 11th December and 16th December 2020. Results were sent on 13th January 2021 by post and by sms for the 1,183 (93.1%) candidates who applied for the service. Candidates were given the option to receive results by registered mail. Of the 2020 September and December special session candidates, 2273 (47.5%) and 986 (77.6%) candidates applied for this option respectively.

Requests for Examination Access Arrangements

Requests for Examination Access Arrangements (EAAs) during MATSEC examinations were received during the period of registration. Candidates were required to fill in relevant forms available to download from the MATSEC website. This year, there were 121 applicants who were granted EAAs for the September Special Session after being considered by the Access Disability Support Committee of the University of Malta. Besides these candidates, there were 13 new requests for EAAs made during the special registration period of the September Special Session.

The Examination Centres

The administration of the examinations in the different centres, including the running of the centres and invigilation during examinations, is the responsibility of the Examinations Department, Floriana.

A total of 12 centres were used for the September Special session. This was both due to the larger number of candidates as well as mitigation efforts against COVID-19 requiring increased distance between candidates. The centres used in 2020 are listed below. Some examinations were held abroad in Russia and the United Kingdom.

- St Aloysius' College 6th Form
- G F Abela Junior College
- Giovanni Curmi Higher Secondary School
- The Malta Visual and Performing Arts School
- Institute of Tourism Studies
- Maria Regina Naxxar Middle School
- Maria Regina Zokrija Secondary School
- St Elmo Primary School
- St Margaret Verdala
- St Theresa College Ta' Paris
- St Ignatius College
- Gozo Examinations Centre

A total of nine centres were used for the special Resit Session. No examinations were held abroad for this session. The centres used for this session are listed below.

- Fortini Learning Support Centre
- St Margerita Primary School Kalkara
- St Benedict Kirkop Secondary School
- Maria Regina Naxxar Middle School
- Maria Regina Qawra Primary School
- St Nicholas Dingli Secondary School
- St Theresa Ta' Paris Middle School
- St Margaret Verdala Secondary School
- Gozo Examinations Centre

Revision of Papers

Candidates who are not satisfied with the grade awarded to them in any subject may register for the service of a Revision of Papers. Information about the registration period for this service is posted to the candidates with their result slip. For each subject, an additional examiner is appointed to review the papers of the candidates who ask for a Revision of Papers. A brief report on the candidate's performance is written in each case. This is forwarded to the candidate. A fee of €40 per Intermediate Level subject and of €45 per Advanced Level subject is paid on registration. This fee is refundable in cases where the examiners' panel recommends a change in the original grade, which can only be an upgrade.

Statistical Report (2020): Matriculation Certificate Examinations

Registration for the service of a Revision of Papers took place between 9th and the 12th November 2020 for the September Session and between the 18th and 19th January 2021 for the Resit Session. Both were held online. For Advanced Matriculation subjects, there were 369 registrations following the September Session, and a further 31 registrations following the Resit Session. For Intermediate Matriculation subjects, there were 514 registrations for a revision of paper following the September Session and a further 59 registration following the Resit Session.

Examiners' Reports

For each subject, the Chairperson is required to write an Examiners' Report on the performance of the candidates in the examination. The information for this report is compiled from notes and comments made by the subject markers involved in the process. This report provides statistical data on the grades awarded and gives detailed feedback on the performance of the candidates. These reports are posted on the MATSEC website.

2. SPECIAL SEPTEMBER SESSION REGISTRATIONS

Original Registrations for the First Session

The First Session was planned to start on the 13th March 2020 with oral examinations. Written examinations were planned to start on the 23rd April 2020. The total number of candidates who had registered for this postponed First Session is given in Table 2.1. Candidates born in 2002 are 18 years of age by the end of the examinations in 2020. As this was the modal age at which candidates sit for MC examinations, the number of registrations from this cohort is also given. In 2020, 46.2% of the candidates for the postponed First session were 18-year-old candidates and 714 candidates (19.2%) sat for a combination of subjects which could qualify them for the Matriculation Certificate. Additionally, 621 (36.0%) of the registrants were 17-year-olds.

Table 2.1: Total Number of Candidates who registered for the postponed Matriculation Examinations First Session

	Males	Females	Total
All Candidates	1569	2157	3726
2002 cohort	738	985	1723
2003 cohort	322	407	729
2001 cohort	283	338	621
Enough subjects for MC	305	409	714

Table 2.2 presents the number of original registrations for the First Session of Advanced and Intermediate Level examinations by year of birth and gender.

Table 2.2: First Session Registrations by Year of Birth and Gender

Year	Advanced Level			Intermediate Level		
	Males	Females	Total	Males	Females	Total
<1996	44	175	219	18	62	80
1996	11	14	25	3	6	9
1997	10	14	24	11	7	18
1998	22	22	44	21	17	38
1999	26	36	62	23	37	60
2000	72	88	160	57	78	135
2001	259	292	551	239	295	534
2002	705	940	1645	716	964	1680
2003	109	152	261	310	383	693
2004	0	3	3	1	2	3
Total	1258	1736	2994	1399	1851	3250

The largest number of registrations for both Advanced and Intermediate Level examinations, 54.9% and 51.7% respectively, belonged to the 2002 cohort. This is the cohort that turned eighteen years of age in 2020. There were 3,805 children born in 2002 (1,997 males and 1,808 females) in the

Maltese Islands². This means that 45.3% of the 18-year-old cohort born in 2002 (37.0% of males and 54.5% of females) registered for Matriculation examinations during the postponed First Session in 2020.

The use of live births in calculating the percentage of 18-year-olds sitting for examinations has been questioned in the past years with the changing demography of Malta. Another measure which could replace live births is the number of people residing in Malta. The National Statistics Office (NSO) stated that there were 4,215 people (2,195 males and 2,020 females) who were born in 2002 and residing in Malta in 2019³. Using the latter statistic, it would mean that 42.8% of the 18-year-old cohort (35.3% of males and 51.1% of females) registered for Matriculation examinations in the First session of 2020. While these calculations are more real as they consider emigrations, immigrations, and deaths, it is difficult to compare with the values published in earlier statistical reports.

Table 2.2 indicates that, in both Advanced and Intermediate Level examinations, there were more registrations from females than males. At Advanced Level, 58.0% of registrations were from females while at Intermediate Level, 57.0% of registrations were from females.

After the change in regulations in 2012, an increase in the candidates who sit for MC examinations at the age of 17 was noted. In the 2020 First session, originally, there were 261 (8.7%) registrations for AM level subjects and 693 (21.3%) registrations for IM level subjects from the 2003 cohort. Eight of the candidates registering for First Session examinations in 2020 were more than 60 years old, with the oldest candidate being eighty-one years old.

Table 2.3 on the next page provides information on the numbers of candidates, males and females, who registered for examinations for the Matriculation First Session at Advanced and Intermediate levels in the different subjects. The figures that follow present the data graphically for each group of subjects. Figures 2.1 to 2.4 present the numbers of male and female registrations per subject at Advanced (AM) level while Figures 2.5 to 2.8 present data for subjects at Intermediate (IM) level.

² National Statistics Office (2002), *Children*. National Statistics Office, Malta: Valletta.

³ NSO (2019), *World Population Day*. News Release 10 July 2019.

Statistical Report (2020): Matriculation Certificate Examinations

Table 2.3: Total Candidates registering for the postponed Matriculation Examinations First Session

Subject	Advanced Level			Intermediate Level		
	Males	Females	Total	Males	Females	Total
Accounting	152	253	405	39	35	74
Applied Maths	4	3	7	28	11	39
Arabic	2	2	4	1	6	7
Art	15	55	70	4	23	27
Biology	196	366	562	62	264	326
Chemistry	156	265	421	13	28	41
Classical Studies				17	34	51
Computing	107	29	136	66	27	93
Economics	70	63	133	28	28	56
Eng. Drawing & Graph. Comm.				74	31	105
Engineering Drawing	2	0	2			
English	226	508	734	700	730	1430
Environmental Science				150	205	355
French	6	19	25	28	49	77
Geography	19	18	37	51	36	87
German	9	12	21	14	21	35
Graphical Communication	16	12	28			
Greek						
History	37	28	65	34	41	75
Home Econ. & Human Ecology	18	71	89	17	70	87
Information Technology	41	10	51	56	55	111
Italian	24	54	78	31	52	83
Latin	1	0	1	0	1	1
Maltese	126	293	419	60	100	160
Marketing	197	287	484	207	197	404
Music	6	2	8	5	12	17
Philosophy	45	47	92	139	149	288
Physical Education				68	69	137
Physics	273	126	399	210	239	449
Psychology				242	627	869
Pure Maths	354	147	501	291	352	643
Religious Knowledge	25	19	44	82	106	188
Russian	3	5	8	1	2	3
Sociology	52	174	226	83	181	264
Spanish	6	26	32	8	21	29
Systems of Knowledge				847	1107	1954
Theatre and Performance	2	3	5	9	27	36

Statistical Report (2020): Matriculation Certificate Examinations

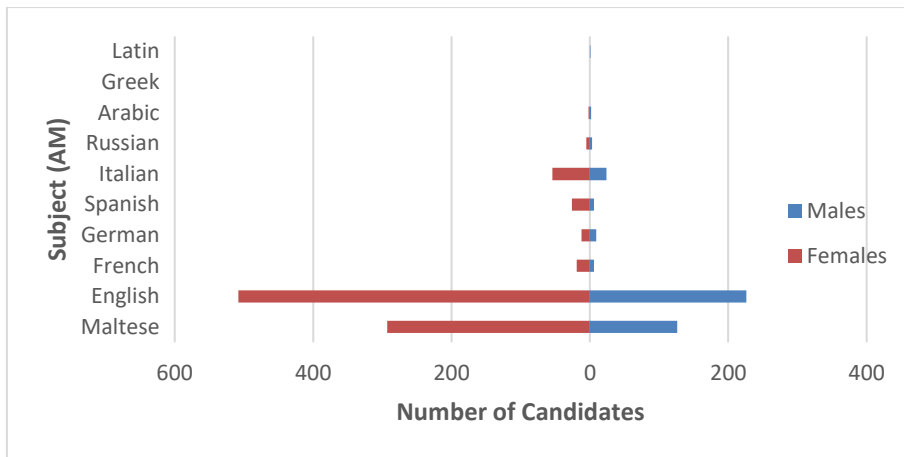


Figure 2.1: AM Registration by Gender: Group 1

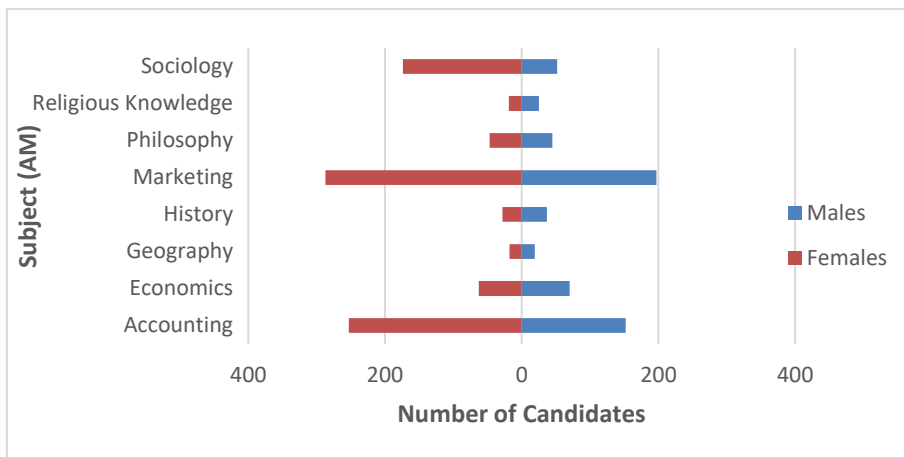


Figure 2.2: AM Registration by Gender: Group 2

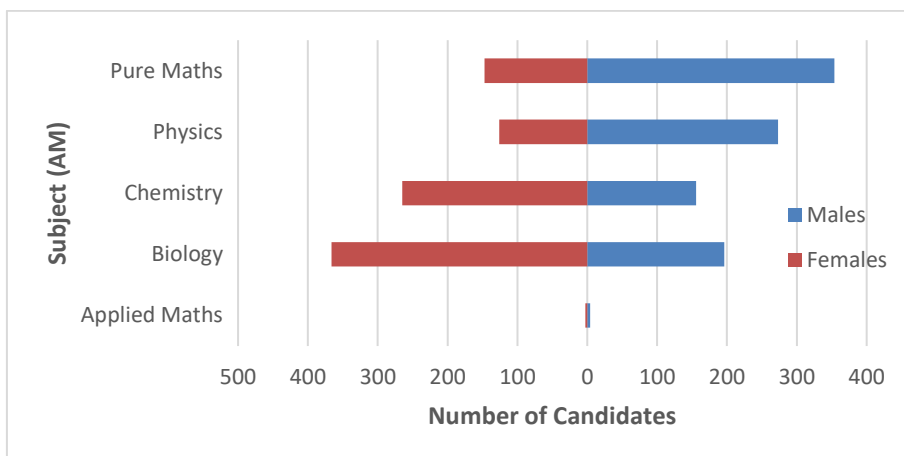


Figure 2.3: AM Registration by Gender: Group 3

Statistical Report (2020): Matriculation Certificate Examinations

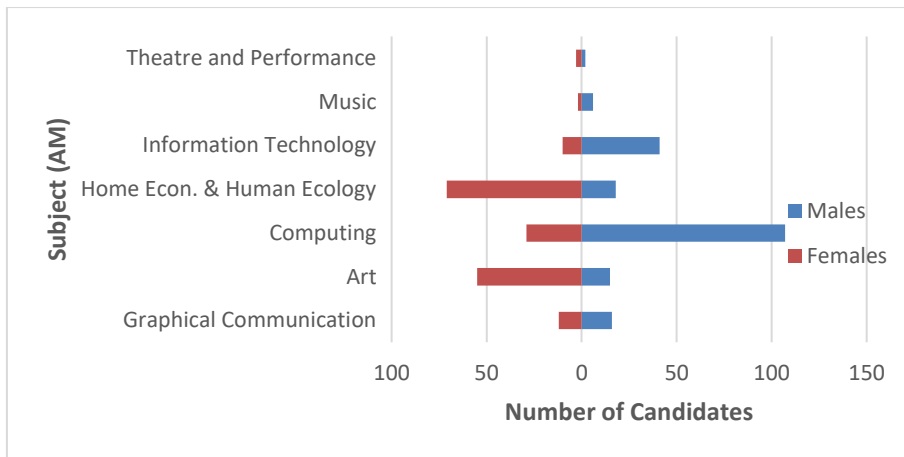


Figure 2.4: AM Registration by Gender: Group 4

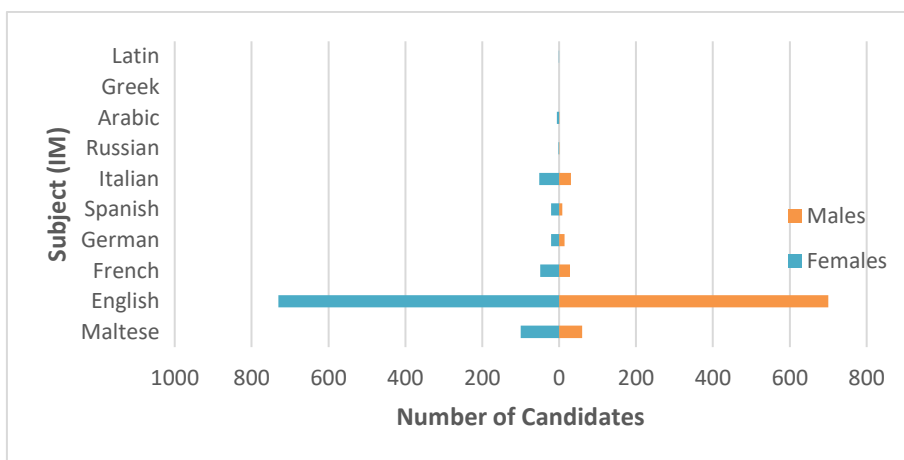


Figure 2.5: IM Registration by Gender: Group 1

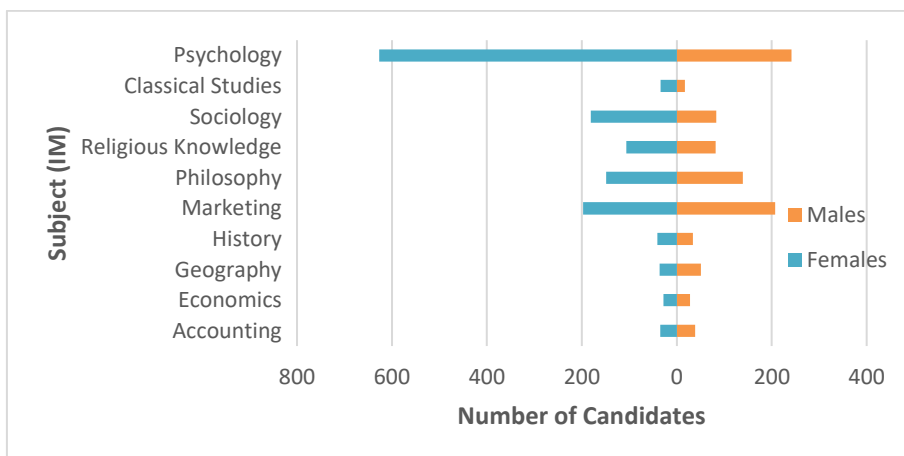


Figure 2.6: IM Registration by Gender: Group 2

Statistical Report (2020): Matriculation Certificate Examinations

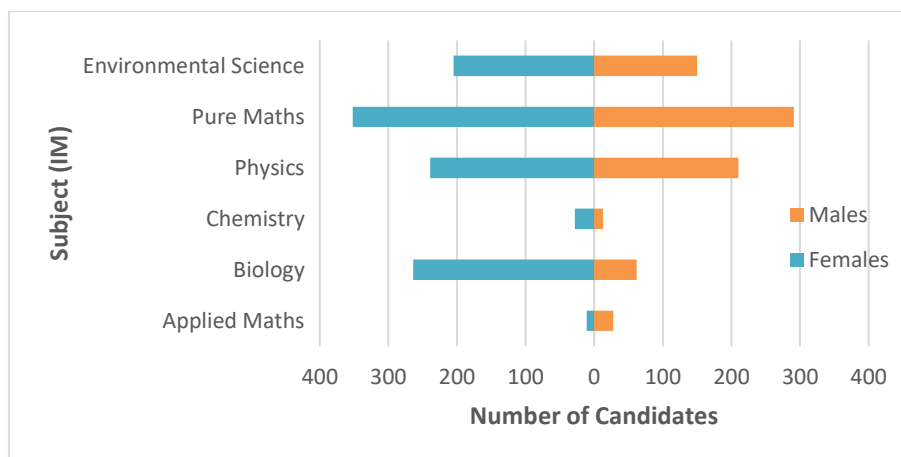


Figure 2.7: IM Registration by Gender: Group 3

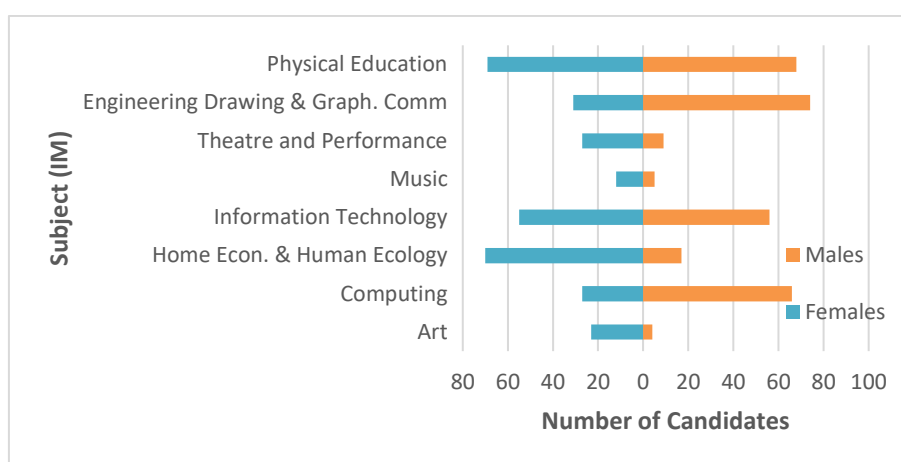


Figure 2.8: IM Registration by Gender: Group 4

The most popular subjects at AM level were English (734 candidates) and Maltese (419 candidates) from Group 1; Marketing (484 candidates) and Accounting (405 candidates) from Group 2; and Computing (136 candidates) and Home Economics & Human Ecology (59 candidates) from Group 4. Registrations in Group 3 subjects are, except for Applied Mathematics, of a comparable magnitude. Although Biology (562 candidates) has the largest number of registrations, Pure Mathematics (501), Chemistry (421), and Physics (399) have a comparable number of candidates. On the other hand, only a few candidates tend to register for Applied Mathematics, whether the subject is at AM or IM level. These observations are similar to those made last year.

At IM level, the popularity of English (1,430 candidates), Psychology (869 candidates) and Pure Mathematics (643) is notable in their respective groups. In particular, there was a high increase in number of candidates registering for English when compared to last year, with over 300 more students registering for the subject than in 2019.

Although many trends are replicated over the years, the disparity in number of registrations between IT and PE has reversed over the last three years. In 2018, IT was the favoured choice at IM level from Group 4; this difference was non-existent in 2019; and this year PE was the favoured choice from this group. Furthermore, last year a distinctive decrease in candidates applying for IM Maltese was noted,

Statistical Report (2020): Matriculation Certificate Examinations

where only 179 candidates applied for the subject. This is replicated this year with only 160 candidates registering for the subject for the (postponed) First Session.

Most subjects are marked by a higher number of female candidates. This is true for both AM and IM level examinations, however, it is more visible in subjects such as Psychology, Home Economics and Human Ecology, Environmental Science, Biology, Chemistry, Sociology, and Art. Languages, which are grouped as Group 1, experience the largest gender disparity with 69.5% of candidates at AM level being female. Groups 3 and 4 at AM level are the only groups of subjects with more male candidates (52.0% and 53.2% of registrations respectively).

More male candidates applied for some subjects, most notably including AM Computing, Information Technology, Pure Mathematics, and Physics. At IM level, Accounting, Marketing, Computing, and Engineering Drawing and Graphical Communication also had more male candidates as registrants. Figures 2.9 and 2.10 below illustrate this information by presenting the numbers of male and female registrations per Group of subjects at Advanced (AM) and Intermediate (IM) levels respectively.

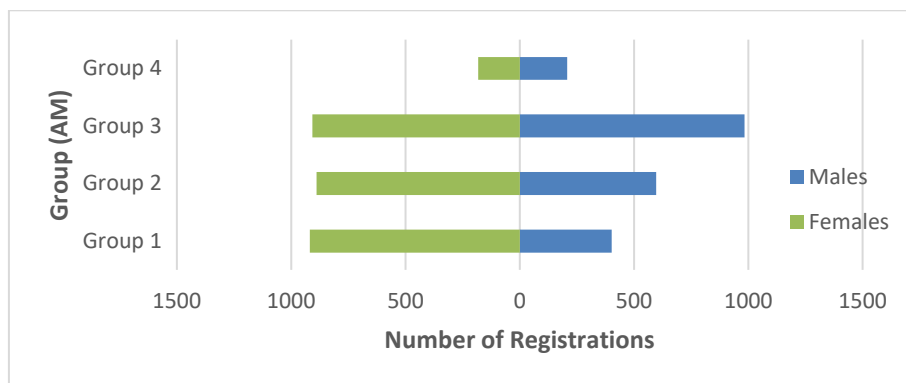


Figure 2.9: AM Registration per Group by Gender

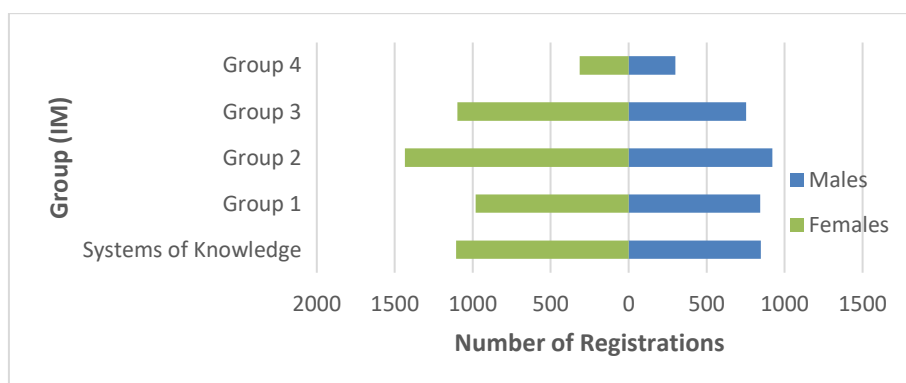


Figure 2.10: IM Registration per Group by Gender

Although the award of the Matriculation Certificate depends on passes in two subjects at Advanced Level, three at Intermediate Level, and Systems of Knowledge, several candidates do not sit for this number of examinations. Table 2.4 below provides information on the numbers of candidates, males and females, who applied for one to six subjects at Advanced Matriculation Level and at Intermediate Level in the different subjects, including Systems of Knowledge.

Statistical Report (2020): Matriculation Certificate Examinations

Table 2.4: First Session Registrations by Number of Subjects, Level and Gender

Number of Subjects	Advanced Level			Intermediate Level		
	Males	Females	Total	Males	Females	Total
1	387	653	1040	263	348	611
2	813	1017	1830	411	520	931
3	55	55	110	348	440	788
4	3	10	13	352	493	845
5	0	1	1	22	43	65
6	0	0	0	3	7	10

Table 2.4 shows that most candidates registered for two subjects at AM level, and two subjects at IM level. However, only 18.3% of candidates registered for six subjects as required, which is lower than the 19.8% reported in 2019. A significant number of candidates registered for one Advanced Level examination only. Only relatively few candidates register for more examinations than required for the matriculation certificate, with 124 candidates registering for three or more AM examinations and 75 candidates registering for five or more IM examinations.

This year, there were 121 candidates who requested examination access arrangements (EAAs) at this level during the original First Session registrations, an increase over the 90 candidates reported last year. Table 2.5 shows the presenting conditions of these candidates. Although approximately equal numbers of male and female candidates register for EAAs, more males register for EAAs if these values are converted to percentages (4.0% of males as opposed to 2.7% of females).

Table 2.5: Number of Requests for Special Arrangements by Presenting Condition

Condition	M	F	Number of Candidates
ADD/ADHD	13	7	20
Autism Spectrum Disorder	10	1	11
DCD/Dyspraxia	8	1	9
Hearing Impairment	2	1	3
Last minute Injuries	0	0	0
Medical Condition	4	8	12
Mental Health	3	7	10
Mobility Problems	3	0	3
SpLD/ADHD	10	13	23
SpLD/Dyslexia	7	18	25
Stammer	0	0	0
Visual Impairment	3	2	5
Other	0	0	0
<i>Does Not Qualify</i>	0	0	0
TOTAL	63	58	121

Statistical Report (2020): Matriculation Certificate Examinations

It is important to point out that applications by candidates with a disability were processed by the ACCESS – Disability Support Committee of the University of Malta. This committee decides on appropriate arrangements to enable these candidates to access the examinations. In general, special arrangements included extra time and rest periods, large print, as well as special instructions to examiners of oral components, invigilators and markers.

Table 2.6 shows the number of registrations by subject at Advanced and Intermediate levels made by candidates who requested special arrangements. Subjects with no registrations at both levels are omitted from this table.

Table 2.6: Number of Registrations by Subject by Candidates who Requested Access Arrangements

Subject	AM	IM
Accounting	8	0
Applied Maths	0	2
Art	6	0
Biology	20	10
Chemistry	12	1
Classical Studies		2
Computing	9	5
Economics	4	2
Eng. Drawing & Graph. Comm.		5
English	21	59
Environmental Science		10
French	0	1
Geography	3	3
Graphical Communication	3	
History	5	1
Home Econ. & Human Ecology	4	0
Information Technology	3	5
Italian	1	0
Maltese	10	5
Marketing	17	9
Philosophy	6	8
Physical Education		9
Physics	17	13
Psychology		19
Pure Maths	19	18
Religious Knowledge	4	6
Sociology	15	13
Systems of Knowledge		66
Theatre and Performance	0	4

Statistical Report (2020): Matriculation Certificate Examinations

Table 2.7 presents the number of candidates who registered for the Matriculation examinations from the different localities in Malta and Gozo. The data is grouped by locality as well as by region. Figure 2.11 graphically represents the number of candidates from different regions.

Table 2.7: First Session Registrations of Matriculation Examinations Candidates by Region and Locality

Locality	Males	Females	Total
Southern Harbour	175	282	457
Vittoriosa	5	4	9
Cospicua	7	6	13
Fgura	25	55	80
Floriana	2	5	7
Isla	1	3	4
Kalkara	6	8	14
Luqa	16	19	35
Marsa	5	17	22
Paola	19	20	39
Santa Luċija	10	8	18
Tarxien	19	36	55
Valletta	7	12	19
Xgħajra	9	12	21
Żabbar	44	77	121
Northern Harbour	412	555	967
Birkirkara	68	106	174
Fleur-de-Lys	3	1	4
Gżira	10	21	31
Ħamrun	12	26	38
Kappara	12	13	25
Msida	23	15	38
Paceville	0	0	0
Pembroke	23	28	51
Pieta'	13	19	32
Qormi	41	63	104
San Ġiljan	27	38	65
San Ġwann	39	55	94
Santa Venera	28	34	62
Sliema	38	52	90
Swatar	20	30	50
Swieqi	50	50	100
Ta' Xbiex	5	4	9

Statistical Report (2020): Matriculation Certificate Examinations

South Eastern	215	341	556
Birżebbuġa	27	37	64
Għaxaq	13	24	37
Gudja	8	11	19
Kirkop	10	14	24
Marsascala	57	61	118
Marsaxlokk	13	22	35
Mqabba	9	29	38
Qrendi	8	10	18
Safi	7	8	15
Żejtun	25	59	84
Żurrieq	38	66	104
Western	261	323	584
Attard	68	64	132
Baħrija	7	8	15
Balzan	16	17	33
Dingli	16	16	32
Iklin	15	21	36
Lija	14	20	34
Mrieħel	2	2	4
Mtarfa	22	27	49
Rabat	41	41	82
Siggiewi	27	49	76
Żebbuġ	33	58	91
Northern	330	433	763
Baħar iċ-Ċagħaq	6	9	15
Buġibba	9	8	17
Burmarrad	5	4	9
Għargħur	19	17	36
Madliena	6	9	15
Manikata	3	3	6
Mellieħa	37	58	95
Mġarr	18	25	43
Mosta	96	127	223
Naxxar	74	96	170
Qawra	10	27	37
San Pawl il-Baħar	47	50	97
Total	1393	1934	3327

Statistical Report (2020): Matriculation Certificate Examinations

Locality	Males	Females	Total
Gozo	176	223	399
Fontana	5	8	13
Għajnsielem	7	21	28
Għarb	4	12	16
Għasri	6	2	8
Kerċem	4	12	16
Marsalforn	4	4	8
Munxar	5	14	19
Nadur	25	23	48
Qala	7	10	17
Rabat	0	0	0
San Lawrenz	6	4	10
Sannat	9	15	24
Santa Luċija	1	0	1
Victoria	29	40	69
Xagħra	36	33	69
Xewkija	15	10	25
Xlendi	2	0	2
Żebbuġ	11	15	26

In Malta, the largest number of registrations by region for the Matriculation Certificate comes from the Northern Harbour (26.0%) and Northern (19.9%) regions while least candidates come from Gozo (9.4%) and Southern Harbour (12.6%) regions. Most candidates come from Mosta (279 candidates), Birkirkara (217 candidates), Naxxar (205 candidates), Attard (168 candidates), Marsascula (166 candidates), Żabbar (153 candidates), and Żurrieq (137 candidates), similar to last year. Most candidates from Gozo came from the locality of Xagħra (76 candidates).

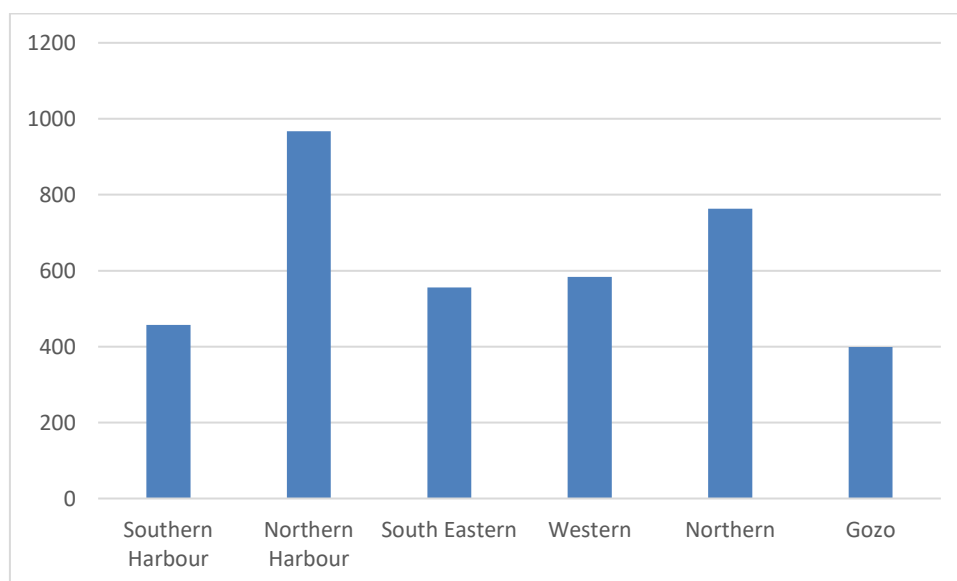


Figure 2.11: First Session Registrations of Matriculation Examinations Candidates by Region

New Registrations for the Special September Session

While candidates who had applied for the original First Session were automatically transferred to the special September Session, new candidates were allowed to register for the special September Session. These were likely to be individuals who planned on registering for the first time in 2020 for the Second Session, or existing First Session candidates who wanted to split their examinations between the First and Second sessions. This chapter presents data on these new registrations for the special September Session.

There were 1,072 candidates (429 male and 632 females) who registered during this period, as indicated in Table 2.8. The majority of these candidates (67.0%) belonged to the 2003 cohort at both AM (41.1%) and IM (68.3%) Levels, as is also indicated by Table 2.9. These are typically candidates who have still not yet completed their two-year Matriculation Certificate course. A noticeable number of 16-year-olds applied to sit for MC subjects.

Table 2.8: New Candidates registering for the September Special Session by Cohort and Gender

Cohort	Males	Females	Total
All Candidates	429	643	1072
2001 Cohort	20	28	48
2002 Cohort	36	47	83
2003 Cohort	279	439	718
2004 Cohort	30	40	70
First Sit	429	643	1072

Table 2.9: New Candidates registering for the September Special Session by Year of Birth and Gender

Year	Advanced Level			Intermediate Level		
	Males	Females	Total	Males	Females	Total
<1997	17	26	43	6	19	25
1997	3	4	7	1	4	5
1998	5	7	12	4	6	10
1999	6	10	16	9	8	17
2000	18	12	30	13	16	29
2001	14	19	33	10	16	26
2002	22	20	42	31	45	76
2003	48	82	130	274	428	702
2004	2	1	3	29	40	69
Total	135	181	316	377	582	959

The subjects registered by these new candidates are reported in Table 2.10. There were registrations for 390 AM subjects, where Marketing and English were the most common, and 1,829 IM subjects, where English, Psychology and Marketing were the most common. There were no registrations for AM Engineering Drawing & Graphical Communication, and for Greek and Latin at both AM and IM levels.

Statistical Report (2020): Matriculation Certificate Examinations

Table 2.10: Subjects registered by the New Candidates during the Special Session Registrations by Subject and Gender

Subject	Advanced Level			Intermediate Level		
	Males	Females	Total	Males	Females	Total
Accounting	8	9	17	12	9	21
Applied Maths	1	2	3	5	6	11
Arabic	0	2	2	0	2	2
Art	1	2	3	0	2	2
Biology	5	20	25	22	83	105
Chemistry	5	11	16	2	7	9
Classical Studies				7	5	12
Computing	1	0	1	7	4	11
Economics	6	1	7	6	2	8
Eng. Drawing & Graph. Comm.				13	6	19
English	25	23	48	210	267	477
Environmental Science				19	56	75
French	1	4	5	10	24	34
Geography	1	1	2	10	7	17
German	1	2	3	13	14	27
Graphical Communication	0	1	1			
History	4	3	7	13	11	24
Home Econ. & Human Ecology	0	1	1	3	14	17
Information Technology	0	0	0	7	4	11
Italian	5	8	13	17	12	29
Maltese	19	13	32	5	11	16
Marketing	44	62	106	82	81	163
Music	0	0	0	1	0	1
Philosophy	7	6	13	27	33	60
Physical Education				21	15	36
Physics	10	4	14	41	52	93
Psychology				52	138	190
Pure Maths	10	6	16	49	61	110
Religious Knowledge	9	5	14	29	28	57
Russian	1	1	2	1	2	3
Sociology	7	28	35	15	73	88
Spanish	1	1	2	1	6	7
Systems of Knowledge				38	53	91
Theatre and Performance	0	2	2	0	3	3

Total Registrations for the Special September Session and RoP

Table 2.11 shows all registrations for subjects planned for the special September Session. It sums up subject registrations of candidates as applied for the original First Session (Table 2.1) with the added subject registrations of new candidates (Table 2.10). Both registrants sat for examinations in the same special September Session.

Table 2.11: All subject registrations for the September Special Session by Subject and Gender

Subject	Advanced Level			Intermediate Level		
	Males	Females	Total	Males	Females	Total
Accounting	160	262	422	51	44	95
Applied Maths	5	5	10	33	17	50
Arabic	2	4	6	1	8	9
Art	16	57	73	4	25	29
Biology	201	386	587	84	347	431
Chemistry	161	276	437	15	35	50
Classical Studies				24	39	63
Computing	108	29	137	73	31	104
Economics	76	64	140	34	30	64
Eng. Drawing & Graph. Comm.				87	37	124
Engineering Drawing	2	0	2			
English	251	531	782	910	997	1907
Environmental Science				169	261	430
French	7	23	30	38	73	111
Geography	20	19	39	61	43	104
German	10	14	24	27	35	62
Graphical Communication	16	13	29			
History	41	31	72	47	52	99
Home Econ. & Human Ecology	18	72	90	20	84	104
Information Technology	41	10	51	63	59	122
Italian	29	62	91	48	64	112
Latin	1	1	2	0	2	2
Maltese	145	306	451	65	111	176
Marketing	241	349	590	289	278	567
Music	6	2	8	6	12	18
Philosophy	52	53	105	166	182	348
Physical Education				89	84	173
Physics	283	130	413	251	291	542
Psychology				294	765	1059
Pure Maths	364	153	517	340	413	753
Religious Knowledge	34	24	58	111	134	245
Russian	4	6	10	2	4	6
Sociology	59	202	261	98	254	352
Spanish	7	27	34	9	27	36
Systems of Knowledge				885	1160	2045
Theatre and Performance	2	5	7	9	30	39

Statistical Report (2020): Matriculation Certificate Examinations

Table 2.12 shows the number of candidates who requested a Revision of Papers following the September Session. The overall percentage of requests for a Revision of Paper was higher for subjects at Advanced Level (6.7%) compared to subjects at Intermediate Level (4.9%). While the figure for Advanced Level is lower than that reported last year (9.2%), there was a slight increase in candidates applying for a revision of paper at Intermediate Level when compared to last year (4.2%). Most percentage requests at AM level were in Theatre and Performance (28.6%), Computing (19.7%), Biology (14.5%) and English (12.7%). At IM level, most percentage requests compared to registrations were made in Art (17.2%), French (9.0%), and Economics (7.8%). Data relating to the outcome of these requests are presented in the following section.

Table 2.12: September Special Session Registrations for Revision of Papers

Subject	Advanced Level			Intermediate Level		
	Registered	Requested	%	Registered	Requested	%
Accounting	422	16	3.8	95	6	6.3
Applied Maths	10	0	0.0	50	2	4.0
Art	73	9	12.3	29	5	17.2
Biology	587	36	6.1	431	24	5.6
Chemistry	437	40	9.2	50	0	0.0
Classical Studies				63	2	3.2
Computing	137	27	19.7	104	3	2.9
Economics	140	4	2.9	64	5	7.8
Eng. Drawing & Graph. Comm.				124	8	6.5
English	782	99	12.7	1907	140	7.3
Environmental Science				430	3	0.7
French	30	0	0.0	111	10	9.0
Geography	39	2	5.1	104	6	5.8
German	24	0	0.0	62	2	3.2
Graphical Communication	29	1	3.4			
History	72	1	1.4	99	2	2.0
Home Econ. & Human Ecology	90	3	3.3	104	5	4.8
Information Technology	51	1	2.0	122	5	4.1
Italian	91	2	2.2	112	4	3.6
Maltese	451	39	8.6	176	4	2.3
Marketing	590	11	1.9	567	24	4.2
Music	8	1	12.5	18	1	5.6
Philosophy	105	6	5.7	348	13	3.7
Physics	413	20	4.8	542	32	5.9
Psychology				1059	51	4.8
Pure Maths	517	39	7.5	753	15	2.0
Religious Knowledge	58	4	6.9	245	6	2.4
Sociology	261	3	1.1	352	10	2.8
Spanish	34	3	8.8	36	1	2.8
Systems of Knowledge				2045	122	6.0
Theatre and Performance	7	2	28.6	39	3	7.7
TOTAL	5487	369	6.7	10431	514	4.9

3. SEPTEMBER SPECIAL SESSION RESULTS

Table 3.1 presents the Advanced Level results by gender obtained in the different subjects for all candidates during the September Special Session. Table 3.2 presents the same information for Intermediate Level results.

Table 3.1: September Special Session - Advanced Level Results by Subject and Gender

Subject	A	B	C	D	E	F	Abs	Total
Accounting	28	58	58	58	47	76	97	422
Females	15	34	33	31	27	48	74	262
Males	13	24	25	27	20	28	23	160
Applied Maths	1	0	1	0	0	1	7	10
Females	0	0	0	0	0	1	4	5
Males	1	0	1	0	0	0	3	5
Arabic	0	1	2	0	0	0	3	6
Females	0	0	2	0	0	0	2	4
Males	0	1	0	0	0	0	1	2
Art	8	4	9	16	12	16	8	73
Females	6	2	7	11	10	14	7	57
Males	2	2	2	5	2	2	1	16
Biology	65	109	144	92	52	50	75	587
Females	39	67	104	60	33	34	49	386
Males	26	42	40	32	19	16	26	201
Chemistry	58	68	112	54	57	26	62	437
Females	35	41	73	27	36	17	47	276
Males	23	27	39	27	21	9	15	161
Computing	12	27	30	22	21	22	3	137
Females	2	4	8	5	5	5	0	29
Males	10	23	22	17	16	17	3	108
Economics	10	20	35	29	8	10	28	140
Females	4	9	14	18	5	3	11	64
Males	6	11	21	11	3	7	17	76
Engineering Drawing	0	2	0	0	0	0	0	2
Females	0	0	0	0	0	0	0	0
Males	0	2	0	0	0	0	0	2
English	10	63	240	140	113	74	142	782
Females	6	45	163	98	78	52	89	531
Males	4	18	77	42	35	22	53	251
French	7	9	6	1	0	0	7	30
Females	5	7	5	1	0	0	5	23
Males	2	2	1	0	0	0	2	7
Geography	1	3	14	4	8	6	3	39
Females	1	2	7	1	3	3	2	19
Males	0	1	7	3	5	3	1	20
German	9	3	3	6	0	0	3	24
Females	5	1	3	3	0	0	2	14
Males	4	2	0	3	0	0	1	10
Graphical Communication	0	5	7	6	3	7	1	29
Females	0	1	4	3	1	3	1	13
Males	0	4	3	3	2	4	0	16

Statistical Report (2020): Matriculation Certificate Examinations

History		4	11	26	10	1	2	18	72
	Females	1	4	12	4	1	2	7	31
	Males	3	7	14	6	0	0	11	41
Home Econ. & Human Ecology		5	13	38	12	8	10	4	90
	Females	5	12	28	9	7	8	3	72
	Males	0	1	10	3	1	2	1	18
Information Technology		3	7	18	6	5	6	6	51
	Females	1	1	5	0	2	1	0	10
	Males	2	6	13	6	3	5	6	41
Italian		9	10	34	4	2	3	29	91
	Females	6	8	23	2	1	2	20	62
	Males	3	2	11	2	1	1	9	29
Latin		0	0	1	0	0	0	1	2
	Females	0	0	1	0	0	0	0	1
	Males	0	0	0	0	0	0	1	1
Maltese		16	70	137	82	34	35	77	451
	Females	12	55	97	52	25	19	46	306
	Males	4	15	40	30	9	16	31	145
Marketing		27	99	137	70	40	61	156	590
	Females	17	56	82	50	24	35	85	349
	Males	10	43	55	20	16	26	71	241
Music		1	3	4	0	0	0	0	8
	Females	0	1	1	0	0	0	0	2
	Males	1	2	3	0	0	0	0	6
Philosophy		4	11	23	15	6	13	33	105
	Females	2	5	15	5	5	5	16	53
	Males	2	6	8	10	1	8	17	52
Physics		22	52	136	67	62	30	44	413
	Females	3	12	51	23	18	8	15	130
	Males	19	40	85	44	44	22	29	283
Pure Maths		32	111	151	36	32	107	48	517
	Females	8	37	54	13	7	25	9	153
	Males	24	74	97	23	25	82	39	364
Religious Knowledge		4	9	5	7	3	11	19	58
	Females	1	5	2	2	1	3	10	24
	Males	3	4	3	5	2	8	9	34
Russian		1	2	3	0	1	0	3	10
	Females	0	1	2	0	1	0	2	6
	Males	1	1	1	0	0	0	1	4
Sociology		16	39	80	32	13	10	71	261
	Females	15	35	60	27	12	7	46	202
	Males	1	4	20	5	1	3	25	59
Spanish		5	2	6	7	1	2	11	34
	Females	5	1	5	5	1	2	8	27
	Males	0	1	1	2	0	0	3	7
Theatre and Performance		1	1	1	1	0	2	1	7
	Females	0	1	0	1	0	2	1	5
	Males	1	0	1	0	0	0	0	2

Statistical Report (2020): Matriculation Certificate Examinations

Table 3.2: September Special Session - Intermediate Level Results by Subject and Gender

Subject	A	B	C	D	E	F	Abs	Total
Accounting	19	19	17	10	7	8	15	95
Females	10	11	6	2	5	2	8	44
Males	9	8	11	8	2	6	7	51
Applied Maths	3	9	7	7	6	9	9	50
Females	0	3	2	3	4	1	4	17
Males	3	6	5	4	2	8	5	33
Arabic	1	1	0	1	0	0	6	9
Females	1	1	0	1	0	0	5	8
Males	0	0	0	0	0	0	1	1
Art	1	2	4	4	6	5	7	29
Females	1	2	3	4	4	5	6	25
Males	0	0	1	0	2	0	1	4
Biology	7	38	61	58	81	103	83	431
Females	7	32	53	47	63	84	61	347
Males	0	6	8	11	18	19	22	84
Chemistry	3	4	6	5	8	15	9	50
Females	1	3	3	2	5	13	8	35
Males	2	1	3	3	3	2	1	15
Classical Studies	2	6	9	9	14	13	10	63
Females	0	4	5	5	9	11	5	39
Males	2	2	4	4	5	2	5	24
Computing	6	20	23	17	10	14	14	104
Females	1	8	6	3	3	4	6	31
Males	5	12	17	14	7	10	8	73
Economics	4	13	16	6	5	6	14	64
Females	2	8	7	2	2	3	6	30
Males	2	5	9	4	3	3	8	34
Eng. Drawing & Graph. Comm.	11	12	24	19	9	26	23	124
Females	2	6	10	4	3	4	8	37
Males	9	6	14	15	6	22	15	87
English	31	173	536	294	252	395	226	1907
Females	18	91	311	137	121	207	112	997
Males	13	82	225	157	131	188	114	910
Environmental Science	17	37	108	95	63	21	89	430
Females	11	15	67	60	49	10	49	261
Males	6	22	41	35	14	11	40	169
French	7	14	33	21	15	4	17	111
Females	4	11	21	14	10	0	13	73
Males	3	3	12	7	5	4	4	38
Geography	7	12	10	18	11	21	25	104
Females	5	7	3	7	5	8	8	43
Males	2	5	7	11	6	13	17	61
German	7	9	12	11	9	5	9	62
Females	4	4	9	4	6	2	6	35
Males	3	5	3	7	3	3	3	27
History	7	17	31	14	6	4	20	99
Females	4	10	20	4	5	2	7	52
Males	3	7	11	10	1	2	13	47
Home Econ. & Human Ecology	2	14	38	17	6	3	24	104
Females	2	14	32	11	5	1	19	84
Males	0	0	6	6	1	2	5	20

Statistical Report (2020): Matriculation Certificate Examinations

Information Technology		12	19	35	26	14	7	9	122
	Females	6	8	19	11	8	4	3	59
	Males	6	11	16	15	6	3	6	63
Italian		6	13	44	21	5	8	15	112
	Females	4	10	22	11	1	6	10	64
	Males	2	3	22	10	4	2	5	48
Latin		0	0	0	0	1	0	1	2
	Females	0	0	0	0	1	0	1	2
	Males	0	0	0	0	0	0	0	0
Maltese		5	19	45	30	22	18	37	176
	Females	4	12	32	20	13	5	25	111
	Males	1	7	13	10	9	13	12	65
Marketing		42	86	133	87	58	58	103	567
	Females	22	36	67	46	27	20	60	278
	Males	20	50	66	41	31	38	43	289
Music		1	4	4	2	2	2	3	18
	Females	1	2	4	1	2	1	1	12
	Males	0	2	0	1	0	1	2	6
Philosophy		11	43	104	53	36	50	51	348
	Females	8	23	58	27	14	26	26	182
	Males	3	20	46	26	22	24	25	166
Physical Education		14	36	27	24	18	14	40	173
	Females	12	21	10	11	8	7	15	84
	Males	2	15	17	13	10	7	25	89
Physics		40	85	112	79	59	89	78	542
	Females	21	44	59	40	32	50	45	291
	Males	19	41	53	39	27	39	33	251
Psychology		61	104	246	169	95	162	222	1059
	Females	53	77	191	122	66	102	154	765
	Males	8	27	55	47	29	60	68	294
Pure Maths		74	80	156	88	68	152	135	753
	Females	45	46	84	51	39	80	68	413
	Males	29	34	72	37	29	72	67	340
Religious Knowledge		16	31	57	40	27	29	45	245
	Females	11	20	30	19	15	12	27	134
	Males	5	11	27	21	12	17	18	111
Russian		0	0	0	0	0	0	6	6
	Females	0	0	0	0	0	0	4	4
	Males	0	0	0	0	0	0	2	2
Sociology		25	48	78	47	45	46	63	352
	Females	20	34	60	35	30	30	45	254
	Males	5	14	18	12	15	16	18	98
Spanish		4	4	7	3	1	6	11	36
	Females	4	2	5	2	0	5	9	27
	Males	0	2	2	1	1	1	2	9
Systems of Knowledge		82	195	667	401	92	470	138	2045
	Females	49	123	387	225	39	267	70	1160
	Males	33	72	280	176	53	203	68	885
Theatre and Performance		3	7	8	4	0	9	8	39
	Females	1	4	6	4	0	7	8	30
	Males	2	3	2	0	0	2	0	9

Statistical Report (2020): Matriculation Certificate Examinations

One observes that, except for small entry subjects, the whole range of grades can be found assigned in all subjects. Candidates' performance varies between subjects. At AM level, the percentage of candidates attaining Grades A to C varies, from Art (28.8%) and Philosophy (36.2%) to French (73.3%). Engineering Drawing and Music, which are AM subjects where all candidates obtained Grades A-C are small entry subjects, with 2 and 10 candidates respectively. At IM Level, the percentage of candidates awarded Grades A to C varies from 24.1% (Art) and 24.6% (Biology) to 57.9% (Accounting). Generally, subjects with very high or very low percentage of candidates obtaining Grades A to C are subjects with a few candidates, such as IM Russian and Latin were none of the six and two candidates respectively obtained a Grade A to C.

For the second consecutive year following the removal of registration fees for candidates, the percentage of absent candidates is considerably high. This year, 17.5% of AM candidates were absent during the special September Session. If only the candidates who registered for the original First Session are taken into consideration, 15.5% of the candidates are reported as absent. This is an increase over the 12.8% reported during last year's First Session, and both values are considerably higher than the 7.9% reported in 2018. Although an increase in the percentage of absent candidates is noted in almost all subjects at AM level, this difference is notable in some subjects more than others. For instance, in AM English twice the percentage of absent candidates was reported this year (18.2% of all candidates compared to 9.3% in 2019).

For IM level, there are 15.0% of IM candidates who were absent for the September Special Session. If taking into consideration only those candidates registering during the original First Session, 14.4% of the candidates were absent. While lower than the 16.4% reported in 2019, this is still a considerable increase over the 6.6% that was reported in 2018.

This data suggests that the introduction of government subsidized examinations in 2019 may have considerably increased the number of absent candidates. Concerns over the pandemic could also have contributed to this increase in absenteeism. In addition, while in previous reports candidates who attended only the oral/aural parts of the examination were not marked absent for the examination, this year oral and aural examinations were not held.

Statistical Report (2020): Matriculation Certificate Examinations

Percentage of 2020 September Special Session candidates attaining Grades A to C in subjects at AM level	
>90%	Engineering Drawing, Music,
>80%	
>70%	French,
>60%	German, Home Econ. & Human Ecology, Russian,
>50%	Arabic, Biology, Chemistry, Computing, History, Information Technology, Italian, Physics, Pure Maths, Sociology,
>40%	Economics, English, Geography, Graphical Communication, Maltese, Marketing,
>30%	Accounting, Philosophy, Religious Knowledge, Spanish,
<30%	Applied Maths, Art,

Percentage of 2020 September Special Session candidates attaining Grades A to C in subjects at IM level	
>90%	
>80%	
>70%	
>60%	
>50%	Accounting, Economics, History, Home Econ. & Human Ecology, Information technology, Italian, Music,
>40%	Computing, French, German, Marketing, Philosophy, Physical Education, Physics, Pure Maths,
>30%	Applied Maths, Eng. Draw. & Graph. Comm., English, Environmental Science, Maltese, Psychology,
<30%	Arabic, Art, Biology, Chemistry, Classical Studies, Geography, Latin,

Table 3.3 displays the same information as Table 3.1 but differentiates between the candidates who had applied for the original First Session and those who applied using the special registration period. Table 3.4 displays the same information but for IM subjects.

Statistical Report (2020): Matriculation Certificate Examinations

Table 3.3: AM Results of the September Special Session, by gender, subject, and type of registration

Subject	A	B	C	D	E	F	Abs	Total
Accounting	28	58	58	58	47	76	97	422
First Session	28	56	55	55	46	75	90	405
Special Registrations	0	2	3	3	1	1	7	17
Art	8	4	9	16	12	16	8	73
First Session	8	4	9	15	11	16	7	70
Special Registrations	0	0	0	1	1	0	1	3
Art	8	4	9	16	12	16	8	73
First Session	8	4	9	15	11	16	7	70
Special Registrations	0	0	0	1	1	0	1	3
Biology	65	109	144	92	52	50	75	587
First Session	64	106	141	91	51	47	62	562
Special Registrations	1	3	3	1	1	3	13	25
Chemistry	58	68	112	54	57	26	62	437
First Session	58	65	109	53	56	24	56	421
Special Registrations	0	3	3	1	1	2	6	16
Computing	12	27	30	22	21	22	3	137
First Session	12	27	30	22	21	21	3	136
Special Registrations	0	0	0	0	0	1	0	1
Economics	10	20	35	29	8	10	28	140
First Session	10	20	35	29	8	10	21	133
Special Registrations	0	0	0	0	0	0	7	7
Engineering Drawing	0	2	0	0	0	0	0	2
First Session	0	2	0	0	0	0	0	2
Special Registrations	0	0	0	0	0	0	0	0
English	10	63	240	140	113	74	142	782
First Session	10	61	229	135	111	68	120	734
Special Registrations	0	2	11	5	2	6	22	48
French	7	9	6	1	0	0	7	30
First Session	7	9	5	0	0	0	4	25
Special Registrations	0	0	1	1	0	0	3	5
Geography	1	3	14	4	8	6	3	39
First Session	1	3	14	4	8	5	2	37
Special Registrations	0	0	0	0	0	1	1	2
German	9	3	3	6	0	0	3	24
First Session	7	3	3	6	0	0	2	21
Special Registrations	2	0	0	0	0	0	1	3
Graphical Communication	0	5	7	6	3	7	1	29
First Session	0	5	7	6	3	7	0	28
Special Registrations	0	0	0	0	0	0	1	1
History	4	11	26	10	1	2	18	72
First Session	4	9	26	9	1	2	14	65
Special Registrations	0	2	0	1	0	0	4	7
Home Econ. & Human Ecology	5	13	38	12	8	10	4	90
First Session	5	13	38	12	7	10	4	89
Special Registrations	0	0	0	0	1	0	0	1
Information Technology	3	7	18	6	5	6	6	51
First Session	3	7	18	6	5	6	6	51
Special Registrations	0	0	0	0	0	0	0	0
Italian	9	10	34	4	2	3	29	91

Statistical Report (2020): Matriculation Certificate Examinations

First Session	5	8	32	4	2	3	24	78
Special Registrations	4	2	2	0	0	0	5	13
Latin	0	0	1	0	0	0	1	2
First Session	0	0	0	0	0	0	1	1
Special Registrations	0	0	1	0	0	0	0	1
Maltese	16	70	137	82	34	35	77	451
First Session	16	67	131	81	32	34	58	419
Special Registrations	0	3	6	1	2	1	19	32
Marketing	27	99	137	70	40	61	156	590
First Session	12	78	124	62	30	50	128	484
Special Registrations	15	21	13	8	10	11	28	106
Music	1	3	4	0	0	0	0	8
First Session	1	3	4	0	0	0	0	8
Special Registrations	0	0	0	0	0	0	0	0
Philosophy	4	11	23	15	6	13	33	105
First Session	4	10	21	14	5	11	27	92
Special Registrations	0	1	2	1	1	2	6	13
Physics	22	52	136	67	62	30	44	413
First Session	22	52	134	63	61	30	37	399
Special Registrations	0	0	2	4	1	0	7	14
Pure Maths	32	111	151	36	32	107	48	517
First Session	32	111	150	35	32	103	38	501
Special Registrations	0	0	1	1	0	4	10	16
Religious Knowledge	4	9	5	7	3	11	19	58
First Session	2	8	5	6	3	8	12	44
Special Registrations	2	1	0	1	0	3	7	14
Russian	1	2	3	0	1	0	3	10
First Session	1	2	3	0	1	0	1	8
Special Registrations	0	0	0	0	0	0	2	2
Sociology	16	39	80	32	13	10	71	261
First Session	14	36	72	30	10	8	56	226
Special Registrations	2	3	8	2	3	2	15	35
Spanish	5	2	6	7	1	2	11	34
First Session	5	2	6	6	1	2	10	32
Special Registrations	0	0	0	1	0	0	1	2
Theatre and Performance	1	1	1	1	0	2	1	7
First Session	1	1	1	1	0	1	0	5
Special Registrations	0	0	0	0	0	1	1	2

Statistical Report (2020): Matriculation Certificate Examinations

Table 3.4: IM Results of the September Special Session, by gender, subject, and type of registration

Subject	A	B	C	D	E	F	Abs	Total
Accounting	19	19	17	10	7	8	15	95
First Session	13	15	12	10	7	4	13	74
Special Registration	6	4	5	0	0	4	2	21
Applied Maths	3	9	7	7	6	9	9	50
First Session	3	7	6	5	4	7	7	39
Special Registration	0	2	1	2	2	2	2	11
Arabic	1	1	0	1	0	0	6	9
First Session	1	1	0	1	0	0	4	7
Special Registration	0	0	0	0	0	0	2	2
Art	1	2	4	4	6	5	7	29
First Session	1	2	4	4	6	5	5	27
Special Registration	0	0	0	0	0	0	2	2
Biology	7	38	61	58	81	103	83	431
First Session	5	24	47	41	65	76	68	326
Special Registration	2	14	14	17	16	27	15	105
Chemistry	3	4	6	5	8	15	9	50
First Session	2	4	4	4	7	12	8	41
Special Registration	1	0	2	1	1	3	1	9
Classical Studies	2	6	9	9	14	13	10	63
First Session	0	6	8	9	10	9	9	51
Special Registration	2	0	1	0	4	4	1	12
Computing	6	20	23	17	10	14	14	104
First Session	6	18	23	16	9	11	10	93
Special Registration	0	2	0	1	1	3	4	11
Economics	4	13	16	6	5	6	14	64
First Session	4	11	13	5	5	6	12	56
Special Registration	0	2	3	1	0	0	2	8
Eng. Drawing & Graph. Comm.	11	12	24	19	9	26	23	124
First Session	9	11	19	17	9	21	19	105
Special Registration	2	1	5	2	0	5	4	19
English	31	173	536	294	252	395	226	1907
First Session	25	112	384	219	202	308	180	1430
Special Registration	6	61	152	75	50	87	46	477
Environmental Science	17	37	108	95	63	21	89	430
First Session	13	29	92	80	55	14	72	355
Special Registration	4	8	16	15	8	7	17	75
French	7	14	33	21	15	4	17	111
First Session	5	10	24	12	11	3	12	77
Special Registration	2	4	9	9	4	1	5	34
Geography	7	12	10	18	11	21	25	104
First Session	6	8	9	14	9	20	21	87
Special Registration	1	4	1	4	2	1	4	17
German	7	9	12	11	9	5	9	62
First Session	4	3	9	6	6	2	5	35
Special Registration	3	6	3	5	3	3	4	27
History	7	17	31	14	6	4	20	99
First Session	6	13	24	11	5	2	14	75
Special Registration	1	4	7	3	1	2	6	24
Home Econ. & Human Ecology	2	14	38	17	6	3	24	104
First Session	2	11	32	14	5	2	21	87
Special Registration	0	3	6	3	1	1	3	17
Information Technology	12	19	35	26	14	7	9	122
First Session	12	17	31	25	14	6	6	111
Special Registration	0	2	4	1	0	1	3	11

Statistical Report (2020): Matriculation Certificate Examinations

Italian	6	13	44	21	5	8	15	112
First Session	4	12	32	15	4	5	11	83
Special Registration	2	1	12	6	1	3	4	29
Latin	0	0	0	0	1	0	1	2
First Session	0	0	0	0	1	0	0	1
Special Registration	0	0	0	0	0	0	1	1
Maltese	5	19	45	30	22	18	37	176
First Session	5	18	44	27	21	16	29	160
Special Registration	0	1	1	3	1	2	8	16
Marketing	42	86	133	87	58	58	103	567
First Session	24	63	96	64	41	41	75	404
Special Registration	18	23	37	23	17	17	28	163
Music	1	4	4	2	2	2	3	18
First Session	1	4	4	2	2	1	3	17
Special Registration	0	0	0	0	0	1	0	1
Philosophy	11	43	104	53	36	50	51	348
First Session	9	37	86	44	31	40	41	288
Special Registration	2	6	18	9	5	10	10	60
Physical Education	14	36	27	24	18	14	40	173
First Session	9	29	22	20	13	13	31	137
Special Registration	5	7	5	4	5	1	9	36
Physics	40	85	112	79	59	89	78	542
First Session	36	69	87	70	48	72	67	449
Special Registration	4	16	25	9	11	17	11	93
Psychology	61	104	246	169	95	162	222	1059
First Session	47	82	215	144	80	125	176	869
Special Registration	14	22	31	25	15	37	46	190
Pure Maths	74	80	156	88	68	152	135	753
First Session	58	72	133	75	60	134	111	643
Special Registration	16	8	23	13	8	18	24	110
Religious Knowledge	16	31	57	40	27	29	45	245
First Session	13	25	42	31	21	23	33	188
Special Registration	3	6	15	9	6	6	12	57
Russian	0	0	0	0	0	0	6	6
First Session	0	0	0	0	0	0	3	3
Special Registration	0	0	0	0	0	0	3	3
Sociology	25	48	78	47	45	46	63	352
First Session	19	37	58	37	35	34	44	264
Special Registration	6	11	20	10	10	12	19	88
Spanish	4	4	7	3	1	6	11	36
First Session	3	3	6	3	1	5	8	29
Special Registration	1	1	1	0	0	1	3	7
Systems Of Knowledge	82	195	667	401	92	470	138	2045
First Session	82	188	643	384	86	453	118	1954
Special Registration	0	7	24	17	6	17	20	91
Theatre And Performance	3	7	8	4	0	9	8	39
First Session	3	7	8	4	0	8	6	36
Special Registration	0	0	0	0	0	1	2	3

Table 3.5, shows the results of the candidates with EAAs during the September Special Session. This is the second year since this statistic is being shown. Table 3.6 shows the outcomes of Revision of Papers for the September Special session. Subjects in which there were no candidates with EAAs or no candidates registering for Revision of Papers are omitted from Tables 3.5 and 3.6 respectively.

Statistical Report (2020): Matriculation Certificate Examinations

Table 3.5: September Special Session – Results of Candidates with Examination Access Arrangements

Subject	Advanced level								Intermediate level							
	A	B	C	D	E	F	Abs	Total	A	B	C	D	E	F	Abs	Total
Accounting	0	3	0	2	2	0	1	8	0	0	0	0	0	0	0	0
Applied Maths	0	0	0	0	0	0	0	0	0	1	0	1	0	0	0	2
Art	0	1	0	3	1	0	1	6	0	0	0	0	0	0	0	0
Biology	1	3	6	2	2	3	3	20	0	0	1	4	3	3	0	11
Chemistry	2	0	5	0	0	3	2	12	0	0	0	0	1	0	0	1
Classical Studies									0	0	1	0	0	0	1	2
Computing	0	1	2	2	2	2	0	9	1	1	2	1	0	0	0	5
Economics	1	1	1	1	0	0	1	5	0	0	2	0	0	0	0	2
Eng. Drawing & Graph. Comm.									0	1	1	1	1	1	0	5
English	0	2	9	3	4	2	1	21	0	3	18	8	14	16	9	68
Environmental Science									0	3	5	0	1	0	1	10
French	0	0	0	0	0	0	0	0	1	0	0	0	0	0	0	1
Geography	0	1	1	1	0	0	0	3	1	0	0	1	0	1	1	4
Graphical Communication	0	0	0	0	1	2	0	3								
History	1	1	2	1	0	0	0	5	0	1	1	0	0	0	0	2
Home Econ. & Human Ecology	1	0	0	2	0	1	0	4	0	0	0	0	0	0	0	0
Information Technology	0	1	0	1	0	0	1	3	0	1	3	2	0	0	0	6
Italian	0	0	1	0	0	0	0	1	0	0	0	0	0	0	0	0
Maltese	0	3	2	2	2	1	0	10	0	1	1	1	0	2	0	5
Marketing	3	4	5	2	3	1	3	21	1	2	4	1	1	2	1	12
Philosophy	0	0	1	3	0	1	1	6	1	0	1	0	4	1	1	8
Physical Education									3	2	1	1	0	0	2	9
Physics	0	3	2	4	5	2	1	17	0	4	2	1	3	0	3	13
Psychology									1	1	5	2	4	3	5	21
Pure Maths	2	4	7	1	0	5	0	19	1	1	4	2	5	7	3	23
Religious Knowledge	0	1	0	1	1	0	1	4	1	1	2	1	1	1	1	8
Sociology	3	3	4	1	0	1	3	15	0	3	2	4	0	2	2	13
Systems of Knowledge									0	9	26	15	2	11	3	66
Theatre and Performance	0	0	0	0	0	0	0	0	1	0	0	2	0	1	0	4

Statistical Report (2020): Matriculation Certificate Examinations

Table 3.6: September Special Session - Outcomes of Requests for Revision of Papers

Subject	Advanced Level				Intermediate Level			
	Registered	Requested	Upgraded	%	Registered	Requested	Upgraded	%
Accounting	422	16	0	0.0	95	6	0	0.0
Applied Maths	10	0	0		50	2	0	0.0
Art	73	9	0	0.0	29	5	0	0.0
Biology	587	36	1	2.8	431	24	3	12.5
Chemistry	437	40	1	2.5	50	0	0	
Classical Studies					63	2	1	50.0
Computing	137	27	0	0.0	104	3	0	0.0
Economics	140	4	0	0.0	64	5	0	0.0
Eng. Drawing & Graph. Comm.					124	8	1	12.5
English	782	99	0	0.0	1907	140	2	1.4
Environmental Science					430	3	0	0.0
French	30	0	0		111	10	1	10.0
Geography	39	2	0	0.0	104	6	0	0.0
German	24	0	0		62	2	0	0.0
Graphical Communication	29	1	0	0.0				
History	72	1	0	0.0	99	2	0	0.0
Home Econ. & Human Ecology	90	3	0	0.0	104	5	0	0.0
Information Technology	51	1	1	100.0	122	5	0	0.0
Italian	91	2	0	0.0	112	4	0	0.0
Maltese	451	39	0	0.0	176	4	0	0.0
Marketing	590	11	0	0.0	567	24	2	8.3
Music	8	1	0	0.0	18	1	0	0.0
Philosophy	105	6	0	0.0	348	13	1	7.7
Physics	413	20	0	0.0	542	32	1	3.1
Psychology					1059	51	1	2.0
Pure Maths	517	39	2	5.1	753	15	3	20.0
Religious Knowledge	58	4	0	0.0	245	6	1	16.7
Sociology	261	3	0	0.0	352	10	0	0.0
Spanish	34	3	1	33.3	36	1	0	0.0
Systems of Knowledge					2045	122	7	5.7
Theatre and Performance	7	2	0	0.0	39	3	0	0.0
Total		369	6	1.6		514	24	4.7

Statistical Report (2020): Matriculation Certificate Examinations

When comparing data in Table 3.5 with the results of all candidates in Table 3.1 and Table 3.2, one notes that percentage of candidates of candidates with EAA performed comparatively, if not slightly better, to candidates without EAAs. Furthermore, the percentage of candidates with EAA being absent for examinations are lower than that of candidates without EAA.

Table 3.7: September Special Session – Summary of results of candidates with EAA and candidates without EAA

	Advanced Level		Intermediate Level	
	All candidates	Candidates with EAA	All candidates	Candidates with EAA
% A to C	48.0%	49.0%	41.8%	42.9%
% abs	17.5%	9.9%	15.0%	5.0%

Table 3.6 shows that in the 2020 September Special Session, at Advanced level, 6 out of the 369 requests for a Revision of Papers had their grade revised. This means that 1.6% of the requests resulted in a higher grade. At Intermediate level, 24 out of the 514 requests had their grade revised. At this level, 4.7% of the requests resulted in an upgrade. Thus, the change of a request for RoP resulting in a change in Grade was higher than that reported last year for both levels of MC examinations.

Table 3.8 presents data relating to the number of candidates awarded the Matriculation Certificate after the 2020 September Special Session.

Table 3.8: Matriculation Certificates Awarded in the September Special Session

Cohort	Males	Females	Total
All Candidates	494	658	1152
2002 cohort	390	521	911
2003 cohort	3	3	6
2001 cohort	70	99	169

The number of candidates (1,152) being awarded the Matriculation Certificate following the September Special Session of 2020 is larger than the number of candidates who sat for the total of six examinations required to obtain the Matriculation Certificate in this session (728 candidates). This shows that this year was not the first examination for a number of candidates. The data in Table 3.8 shows that 24.0% of all candidates (24.7% of males and 23.5% of females) who sat for examinations during the September Special Session obtained the Matriculation Certificate. However, these figures are improved when taking into consideration only the candidates who had registered for the original First Session only, where the figures are reported as 30.6% (31.2% males and 30.2% females). This is similar to the 31.5% indicated in last year's report following the First Session only.

If only the 2002 cohort is considered, 50.4% of candidates (50.4% of males and 50.5% of females) were awarded the Matriculation Certificate following the September Special Session. These make up 23.9% of the children born 18 years ago (19.5% of males and 28.8% of females). The percentage reported in the 2019 report is 54.3%. Of the 728 candidates (312 males and 416 females) who sat for the examinations required to obtain the Matriculation Certificate in the First session, 236 (109 males and 127 females) obtained the certificate. These are equal to 32.4% (34.9% of males and 30.5% of females). When comparing to last year's statistics, one notices that the percentage of candidates obtaining the Matriculation Certificate has

Statistical Report (2020): Matriculation Certificate Examinations

decreased regardless of how this value is looked at. However, it is to be noted that the University of Malta, as part of its mitigation measure during the COVID-19 pandemic, allowed students to enter without a complete Matriculation Certificate on probationary status.

4. DECEMBER SPECIAL RESIT SESSION REGISTRATIONS

Candidates who normally register for subjects during the First Session and then choose to resit for any of these subject/s later that year, could do so in 2020 through the special Resit Session held in December. Unlike previous years, where the Second session is a new session separate from the First, candidates could only register for the subjects that they had originally applied for in the postponed First Session. A total of 1,271 (562 males and 709 females) registered for this session.

Table 4.1: Total Number of Candidates Sitting for the Special Resit Session

Cohort	Males	Females	Total
All Candidates	562	709	1271
2002 Cohort	265	374	639
2003 Cohort	138	156	294

The numbers of candidates who registered for AM and IM Level examinations are given in Tables 5.2 below. The data is presented by level, gender, and date of birth.

Table 4.2: Registrations for the Special Resit Session, by Year of Birth and Gender

Year	Advanced Level			Intermediate Level		
	Males	Females	Total	Males	Females	Total
<1997	7	19	26	3	2	5
1997	1	2	3	0	2	2
1998	6	2	8	2	4	6
1999	2	7	9	6	8	14
2000	24	15	39	20	18	38
2001	71	78	149	69	85	154
2002	166	210	376	191	295	486
2003	23	44	67	124	130	254
2004	0	1	1	1	2	3
Total	300	378	678	416	546	962

Table 4.2 shows that the largest number of registrations for both Advanced Level and Intermediate Level examinations was made by the 2002 cohort. These are likely to be candidates who have finished their two-year course at Form VI. This is different than Second session of previous years where a large percentage of 17-year-olds register for, especially, IM examinations.

Table 4.3 provides information on the numbers of candidates, males and females, who applied to sit for Matriculation examinations at Advanced and Intermediate levels in the different subjects in the special Resit Session. Subjects with no registrations at either level are not shown.

Statistical Report (2020): Matriculation Certificate Examinations

Table 4.3: Special Resit Session Matriculation Examination Registrations by Subject and Gender

Subject	Advanced Level			Intermediate Level		
	Males	Females	Total	Males	Females	Total
Accounting	26	43	69	2	3	5
Applied Maths	0	0	0	1	0	1
Arabic	0	0	0	0	2	2
Art	1	8	9	1	1	2
Biology	25	35	60	11	71	82
Chemistry	11	20	31	2	8	10
Classical Studies				1	4	5
Computing	21	8	29	10	3	13
Economics	6	4	10	3	3	6
Eng. Drawing & Graph. Comm.				16	5	21
English	38	100	138	201	173	374
Environmental Science				13	21	34
French	0	0	0	3	2	5
Geography	3	4	7	17	10	27
German	2	1	3	2	1	3
Graphical Communication	3	1	4			
History	0	1	1	5	2	7
Home Econ. & Human Ecology	1	10	11	4	6	10
Information Technology	1	1	2	3	8	11
Italian	0	2	2	1	4	5
Maltese	24	64	88	9	12	21
Marketing	21	33	54	26	23	49
Music	0	0	0	0	2	2
Philosophy	4	7	11	12	15	27
Physical Education				8	11	19
Physics	38	10	48	24	35	59
Psychology				41	85	126
Pure Maths	68	13	81	45	66	111
Religious Knowledge	4	1	5	11	10	21
Sociology	3	9	12	12	18	30
Spanish	0	3	3	0	2	2
Systems of Knowledge				119	185	304
Theatre and Performance	0	0	0	1	4	5

For the Special Resit Session, the AM Level subjects with most candidates were English (138 candidates), Maltese (88 candidates) and Pure Mathematics (81 candidates). At IM Level, subjects with most candidates were English (374 candidates), Systems of Knowledge (304 candidates), Psychology (126 candidates) and Pure Mathematics (111 candidates).

The Second session is a restricted session where candidates can apply for a maximum of one AM Level examination, four IM level subjects - one from each group - and Systems of Knowledge. The same conditions were adopted for the special Resit Session. A total of 678 candidates (300 males and 378 females) registered for an AM Level examination. Table 4.4 shows the number of IM Level subjects that candidates applied for in the Resit Session. Most candidates applied for one Intermediate Level examination.

Statistical Report (2020): Matriculation Certificate Examinations

Table 4.4: Number of Intermediate Level Registrations in the special Resit Session, by Gender

Number of Subjects	Males	Females	Total
1	276	351	627
2	101	148	249
3	30	40	70
4	9	7	16

Table 4.5 below shows the number of requests, by subject, made for Revision of Papers after the publication of the special Resit Session results. Data relating to the outcome of these requests are presented in the following section. For AM and IM Level examinations, 4.6% and 4.2% of the respective papers were revised following registrations for Revision of Papers. Subjects with no requests for Revision of Papers are omitted from the table.

Table 4.5: December Special Session Registration for Revision of Papers

Subject	Advanced Level			Intermediate Level		
	Registered	Requested	%	Registered	Requested	%
Accounting	69	2	2.9	5	0	0.0
Biology	60	0	0.0	82	7	8.5
Computing	29	3	10.3	13	1	7.7
English	138	7	5.1	374	36	9.6
Geography	7	0	0.0	27	2	7.4
History	1	0	0.0	7	1	14.3
Information Technology	2	0	0.0	11	1	9.1
Maltese	88	9	10.2	21	0	0.0
Marketing	54	4	7.4	49	3	6.1
Philosophy	11	0	0.0	27	1	3.7
Physics	48	5	10.4	59	1	1.7
Pure Maths	81	1	1.2	111	0	0.0
Religious Knowledge	5	0	0.0	21	1	4.8
Sociology	12	0	0.0	30	1	3.3
Systems of Knowledge				304	4	1.3
TOTAL	678	31	4.6	1399	59	4.2

Statistical Report (2020): Matriculation Certificate Examinations

5. DECEMBER SPECIAL RESIT SESSION RESULTS

The following tables present the results of the 2020 special Resit Session which was held in December. Table 5.1 and Table 5.2 respectively present the Advanced and Intermediate level results by gender. It is important to note that registrations for the Resit session are restricted to a maximum of six subjects: one subject at AM level; one subject from each of Group 1, Group 2, Group 3 and Group 4 subjects at IM level; and Systems of Knowledge. Furthermore, only subjects which had been applied for during the original, postponed First Session could have been registered during this session. Subjects where there were no registrations have been removed from both tables.

Table 5.1: December Special Session - Advanced Level Results by Subject and Gender

Subject	A	B	C	D	E	F	Abs	Total
Accounting	0	1	3	10	9	20	26	69
Females	0	0	2	8	5	12	16	43
Males	0	1	1	2	4	8	10	26
Art	0	0	1	4	3	1	0	9
Females	0	0	1	4	2	1	0	8
Males	0	0	0	0	1	0	0	1
Biology	0	0	8	15	6	10	21	60
Females	0	0	5	9	4	7	10	35
Males	0	0	3	6	2	3	11	25
Chemistry	0	0	4	4	7	6	10	31
Females	0	0	3	3	3	5	6	20
Males	0	0	1	1	4	1	4	11
Computing	0	1	4	6	6	12	0	29
Females	0	0	0	2	2	4	0	8
Males	0	1	4	4	4	8	0	21
Economics	0	0	1	2	0	4	3	10
Females	0	0	1	0	0	2	1	4
Males	0	0	0	2	0	2	2	6
English	0	2	29	27	13	12	55	138
Females	0	2	22	19	8	10	39	100
Males	0	0	7	8	5	2	16	38
Geography	0	0	0	3	3	1	0	7
Females	0	0	0	2	2	0	0	4
Males	0	0	0	1	1	1	0	3
German	0	1	1	0	0	0	1	3
Females	0	0	1	0	0	0	0	1
Males	0	1	0	0	0	0	1	2
Graphical Communication	0	0	0	0	1	3	0	4
Females	0	0	0	0	0	1	0	1
Males	0	0	0	0	1	2	0	3

Statistical Report (2020): Matriculation Certificate Examinations

History	0	0	0	0	0	0	1	1
0	0	0	0	0	0	0	1	1
Males	0	0	0	0	0	0	0	0
Home Econ. & Human Ecology	0	0	3	1	3	4	0	11
Females	0	0	3	1	2	4	0	10
Males	0	0	0	0	1	0	0	1
Information Technology	0	0	1	0	1	0	0	2
Females	0	0	0	0	1	0	0	1
Males	0	0	1	0	0	0	0	1
Italian	0	0	2	0	0	0	0	2
Females	0	0	2	0	0	0	0	2
Males	0	0	0	0	0	0	0	0
Maltese	0	7	25	15	14	13	14	88
Females	0	5	24	10	8	10	7	64
Males	0	2	1	5	6	3	7	24
Marketing	0	3	4	3	3	25	16	54
Females	0	3	3	2	1	11	13	33
Males	0	0	1	1	2	14	3	21
Philosophy	0	1	0	2	0	2	6	11
Females	0	0	0	2	0	1	4	7
Males	0	1	0	0	0	1	2	4
Physics	0	0	8	11	8	6	15	48
Females	0	0	2	3	2	1	2	10
Males	0	0	6	8	6	5	13	38
Pure Maths	1	7	20	7	11	15	20	81
Females	0	2	4	0	2	4	1	13
Males	1	5	16	7	9	11	19	68
Religious Knowledge	0	0	0	0	2	2	1	5
Females	0	0	0	0	0	1	0	1
Males	0	0	0	0	2	1	1	4
Sociology	0	0	3	3	1	2	3	12
Females	0	0	2	2	1	1	3	9
Males	0	0	1	1	0	1	0	3
Spanish	0	0	0	1	0	1	1	3
Females	0	0	0	1	0	1	1	3
Males	0	0	0	0	0	0	0	0

Statistical Report (2020): Matriculation Certificate Examinations

Table 5.2: December Special Session - Intermediate Level Results by Subject and Gender

Subject		A	B	C	D	E	F	abs	Total
Accounting		0	0	1	1	0	0	3	5
	Females	0	0	0	0	0	0	3	3
	Males	0	0	1	1	0	0	0	2
Applied Maths		0	0	0	0	0	1	0	1
	Females	0	0	0	0	0	0	0	0
	Males	0	0	0	0	0	1	0	1
Arabic		0	0	1	0	0	0	1	2
	Females	0	0	1	0	0	0	1	2
	Males	0	0	0	0	0	0	0	0
Art		0	0	0	0	0	1	1	2
	Females	0	0	0	0	0	0	1	1
	Males	0	0	0	0	0	1	0	1
Biology		0	0	3	17	18	18	26	82
	Females	0	0	3	15	17	15	21	71
	Males	0	0	0	2	1	3	5	11
Chemistry		0	1	0	2	1	3	3	10
	Females	0	1	0	1	1	3	2	8
	Males	0	0	0	1	0	0	1	2
Classical Studies		0	1	2	0	1	0	1	5
	Females	0	0	2	0	1	0	1	4
	Males	0	1	0	0	0	0	0	1
Computing		0	0	0	1	4	5	3	13
	Females	0	0	0	0	1	2	0	3
	Males	0	0	0	1	3	3	3	10
Economics		0	3	0	0	0	1	2	6
	Females	0	1	0	0	0	1	1	3
	Males	0	2	0	0	0	0	1	3
Eng. Drawing & Graph. Comm.		0	0	3	3	5	4	6	21
	Females	0	0	2	0	2	0	1	5
	Males	0	0	1	3	3	4	5	16
English		1	6	23	36	41	200	67	374
	Females	1	2	7	14	25	92	32	173
	Males	0	4	16	22	16	108	35	201
Environmental Science		0	1	4	7	6	0	16	34
	Females	0	1	2	6	3	0	9	21
	Males	0	0	2	1	3	0	7	13
French		0	0	1	2	2	0	0	5
	Females	0	0	1	0	1	0	0	2
	Males	0	0	0	2	1	0	0	3
Geography		0	0	1	4	4	12	6	27
	Females	0	0	0	2	1	4	3	10
	Males	0	0	1	2	3	8	3	17
German		0	0	0	0	2	0	1	3
	Females	0	0	0	0	1	0	0	1
	Males	0	0	0	0	1	0	1	2
History		1	0	0	1	0	2	3	7
	Females	0	0	0	0	0	1	1	2
	Males	1	0	0	1	0	1	2	5
Home Econ. & Human Ecology		0	0	0	2	2	0	6	10
	Females	0	0	0	1	1	0	4	6
	Males	0	0	0	1	1	0	2	4

Statistical Report (2020): Matriculation Certificate Examinations

Information Technology		0	0	0	4	4	2	1	11
	Females	0	0	0	2	3	2	1	8
	Males	0	0	0	2	1	0	0	3
Italian		0	0	1	1	1	0	2	5
	Females	0	0	0	1	1	0	2	4
	Males	0	0	1	0	0	0	0	1
Maltese		0	0	2	4	3	5	7	21
	Females	0	0	1	3	2	1	5	12
	Males	0	0	1	1	1	4	2	9
Marketing		0	2	4	12	4	8	19	49
	Females	0	1	2	5	1	4	10	23
	Males	0	1	2	7	3	4	9	26
Music		0	0	1	0	0	0	1	2
	Females	0	0	1	0	0	0	1	2
	Males	0	0	0	0	0	0	0	0
Philosophy		1	2	5	5	1	4	9	27
	Females	1	2	3	1	1	1	6	15
	Males	0	0	2	4	0	3	3	12
Physical Education		0	2	2	3	6	1	5	19
	Females	0	1	2	2	2	1	3	11
	Males	0	1	0	1	4	0	2	8
Physics		0	0	3	7	6	18	25	59
	Females	0	0	2	5	2	9	17	35
	Males	0	0	1	2	4	9	8	24
Psychology		0	4	9	7	13	45	48	126
	Females	0	2	7	6	10	27	33	85
	Males	0	2	2	1	3	18	15	41
Pure Maths		0	2	13	15	24	26	31	111
	Females	0	0	9	11	18	11	17	66
	Males	0	2	4	4	6	15	14	45
Religious Knowledge		0	0	1	0	3	14	3	21
	Females	0	0	0	0	2	6	2	10
	Males	0	0	1	0	1	8	1	11
Russian		0	0	0	0	0	0	0	0
	Females	0	0	0	0	0	0	0	0
	Males	0	0	0	0	0	0	0	0
Sociology		0	1	4	3	4	10	8	30
	Females	0	0	4	1	4	3	6	18
	Males	0	1	0	2	0	7	2	12
Spanish		0	0	0	0	0	2	0	2
	Females	0	0	0	0	0	2	0	2
	Males	0	0	0	0	0	0	0	0
Systems of Knowledge		3	8	72	63	18	131	9	304
	Females	3	6	46	36	9	79	6	185
	Males	0	2	26	27	9	52	3	119
Theatre and Performance		0	0	1	3	0	1	0	5
	Females	0	0	1	3	0	0	0	4
	Males	0	0	0	0	0	1	0	1

Table 5.3 presents information on the outcome of the requests for Revision of Papers in the various subjects at Advanced and Intermediate Levels after the 2020 Resit Session results were issued. Subjects where no request for Revision of Papers were registered are omitted from the table.

Statistical Report (2020): Matriculation Certificate Examinations

Table 5.3: December Special Session – Outcomes of Requests for Revision of Papers

Subject	Advanced Level				Intermediate Level			
	Registered	Requested	Upgraded	%	Registered	Requested	Upgraded	%
Accounting	69	2	0	0.0	5	0	0	
Biology	60	0	0		82	7	0	0.0
Computing	29	3	0	0.0	13	1	0	0.0
English	138	7	0	0.0	374	36	0	0.0
Geography	7	0	0		27	2	1	50.0
History	1	0	0		7	1	0	0.0
Information Technology	2	0	0		11	1	1	100.0
Maltese	88	9	0	0.0	21	0	0	
Marketing	54	4	0	0.0	49	3	0	0.0
Philosophy	11	0	0		27	1	0	0.0
Physics	48	5	0	0.0	59	1	0	0.0
Pure Maths	81	1	0	0.0	111	0	0	
Religious Knowledge	5	0	0		21	1	1	100.0
Sociology	12	0	0		30	1	0	0.0
Systems of Knowledge					304	4	0	0.0
TOTAL		31	0	0.0		59	3	5.1

Statistical Report (2020): Matriculation Certificate Examinations

Following the Resit session of 2020, none of the 31 requests made for revision of paper at AM level resulted in an upgrade. From the 59 requests made at IM level, three resulted in an upgrade (5.1%).

Table 5.4 presents the numbers of the Matriculation Certificate awarded to candidates following the Resit session. Information on some cohorts is also shown.

Table 5.4: Matriculation Certificates Awarded in the December Special Session

Cohort	Males	Females	Total
All Candidates	57	79	136
2003 cohort	0	0	0
2002 cohort	40	60	100
2001 cohort	15	13	28
2000 cohort	2	3	5

The data in Table 5.4 shows that 136 of the 1,271 candidates who sat for the Special Resit Session in 2020 (10.7% consisting of 10.1% males and 11.1% females) managed to qualify for the award of the Matriculation Certificate. Table 5.4 shows that, following the Resit Session, 28 candidates from the 2001 cohort and 5 candidates from the 2000 cohort were awarded the Matriculation Certificate. These might be candidates who have repeated or skipped a year during their academic journey, and who had registered for the First Session, failed to achieve the necessary grades during the Special Session, and applied again for the Resit Session.

6. GENERAL STATISTICS

Disclaimer

Due to the COVID-19 pandemic, unique measures had to be taken to ensure that candidates could sit for their examinations. Typically, candidates who register for the First Session start their oral, listening comprehension and practical session in March, with written examinations starting in April. The Second Session, which is held in September, normally comprises both candidates from the First Session seeking to improve the results obtained during that session, as well as new subject registrations made by candidates who sat for the First session or completely new candidates using the Second session as their first sit of the year. The latter, as indicated in Candidate Feedback Reports published by MATSEC, are generally candidates still studying their two-year Matriculation Certificate who are seeking to complete some of the subjects required for the Matriculation Certificate a year in advance so as not to have to sit for the entire list of required subjects at the same time.

Due to the COVID-19 pandemic, the First session was postponed to a Special Session in September. Another period of registrations was opened such that new subject registrations from existent and new candidates were accepted for the same Special Session. A special Resit Session was held in December to accept only registrations from candidates who had applied for the First session before it was postponed and only for those subjects for which they had registered.

In order to allow for comparison with the results of previous years,

For this chapter of this report, where data is directly compared to that of previous First and Second sessions, only candidates who had registered for the First session before it was postponed shall be considered as First session candidates. Candidates who registered as new candidates for the Special Session along with those resitting examinations in the Resit session shall be considered as Second Session candidates. These groups should reflect the way candidates would have been clustered had no special examination sessions been organised. Thus, this measure is taken to increase comparability of this year's data with that of previous years. As

Registrations

This year, 3,726 candidates registered for the First session, 1,072 candidates registered for the first time during the special registration period of the Special Session, and 1,271 registered for the December session. Thus, from the 2,343 candidates classified as 'Second Session', 1,072 (45.8%) can be considered as new candidates and this compares well with values quoted in previous reports.

In total, there were 4,798 individual registrations for MC examinations in 2020. This value is similar to those recorded following the change in regulations in 2012. It is likely that this increase in registrations following 2012 is caused by the increasing number of new candidates using the second session as their first sit. In fact, the number of registrations and the number of candidates using the second session as their first sit can be seen to follow a similar trend during recent years. The government subsidy for registrations which started in 2019, and which made registrations for examinations free of charge, also contributed for this. However, fears of the pandemic might have affected registrations in 2020.

Statistical Report (2020): Matriculation Certificate Examinations

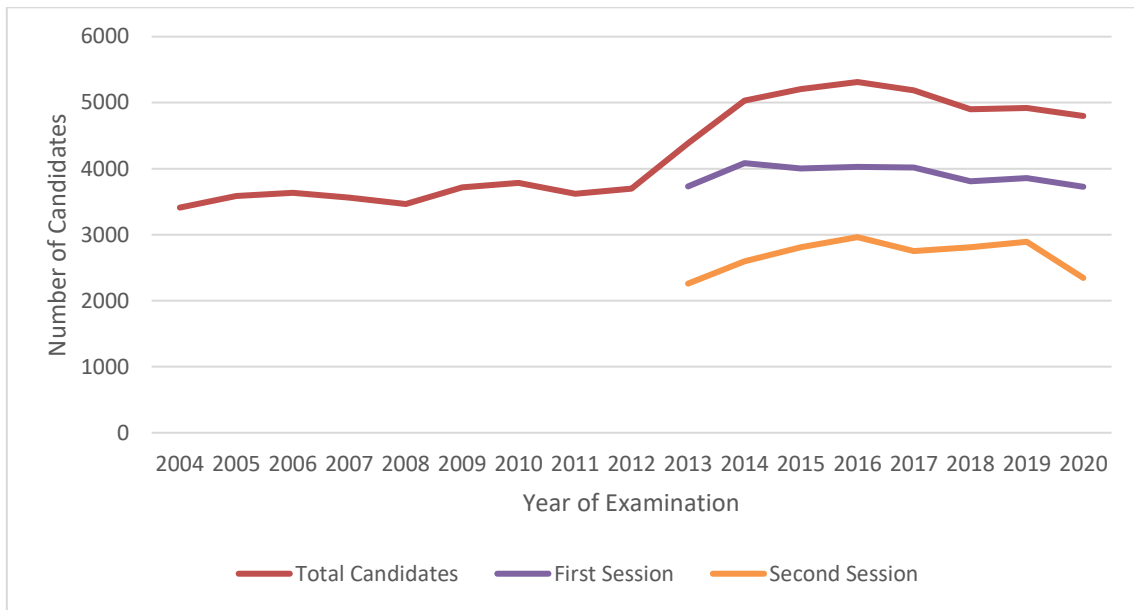


Figure 6.1: Total Number of Candidates Registering for Matriculation Examinations, by Year

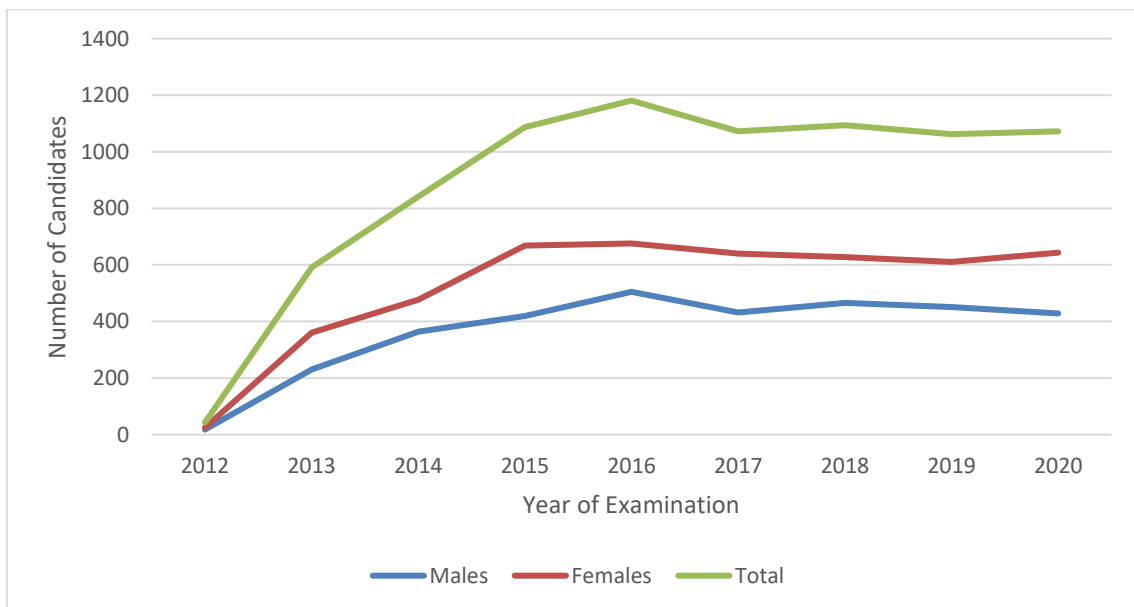


Figure 6.2: Number of Candidates using the Second Session as a First Sit, by Year and Gender

The figure below shows the percentage of absent candidates in the First session of each year from 2015 to 2020. For data continuity, as explained in the above disclaimer, for 2020 only those candidates who had applied for the original First Session are considered. The percentage of absent candidates in the special September Session is actually higher than the figure reported here.

The percentage of absent candidates increased from an average of 6.8% (AM) and 4.5% (IM) between 2015 and 2018 to that of 11.8% (AM) and 11.5% (IM) in 2019, and 15.5% (AM) and 14.4% (IM) in 2020. If all candidates sitting for examinations during the September Special Session, the figures stand at 17.5% (AM) and 15.0% (IM).

Statistical Report (2020): Matriculation Certificate Examinations

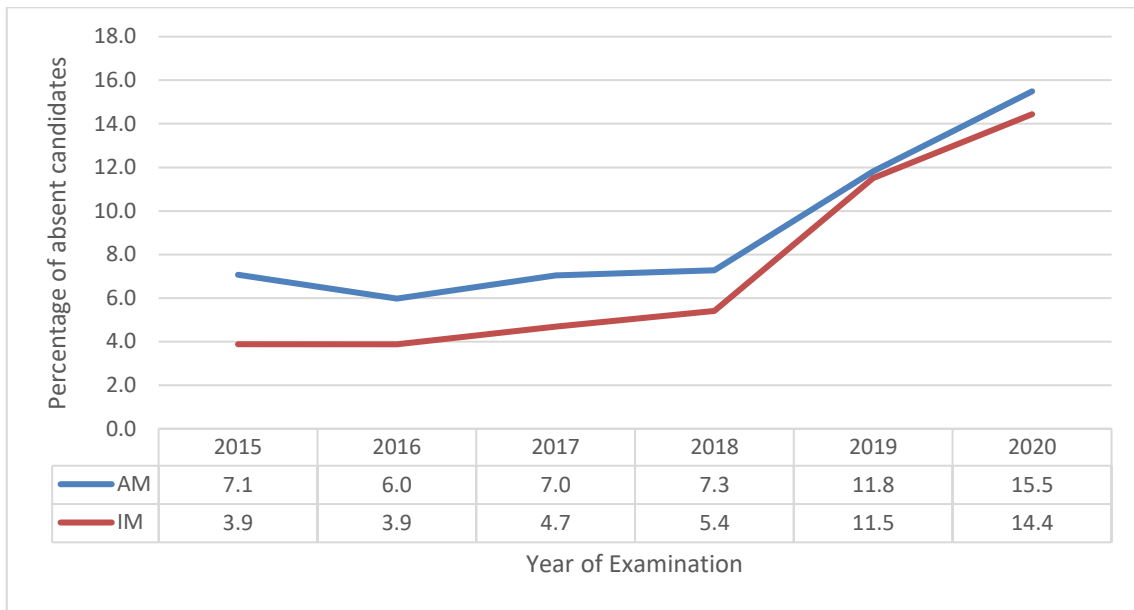


Figure 6.3: Percentage of absent candidates in the First session, by year of examination

The following table shows the number of candidates who applied for Examination Access Arrangements to access the First session of Matriculation examinations. This year, a total of 121 candidates registered for EAA for the (postponed) First Session, or 3.2% of all candidates who had applied during the original First Session. This is the highest number of EAA registrations ever recorded in MC examinations.

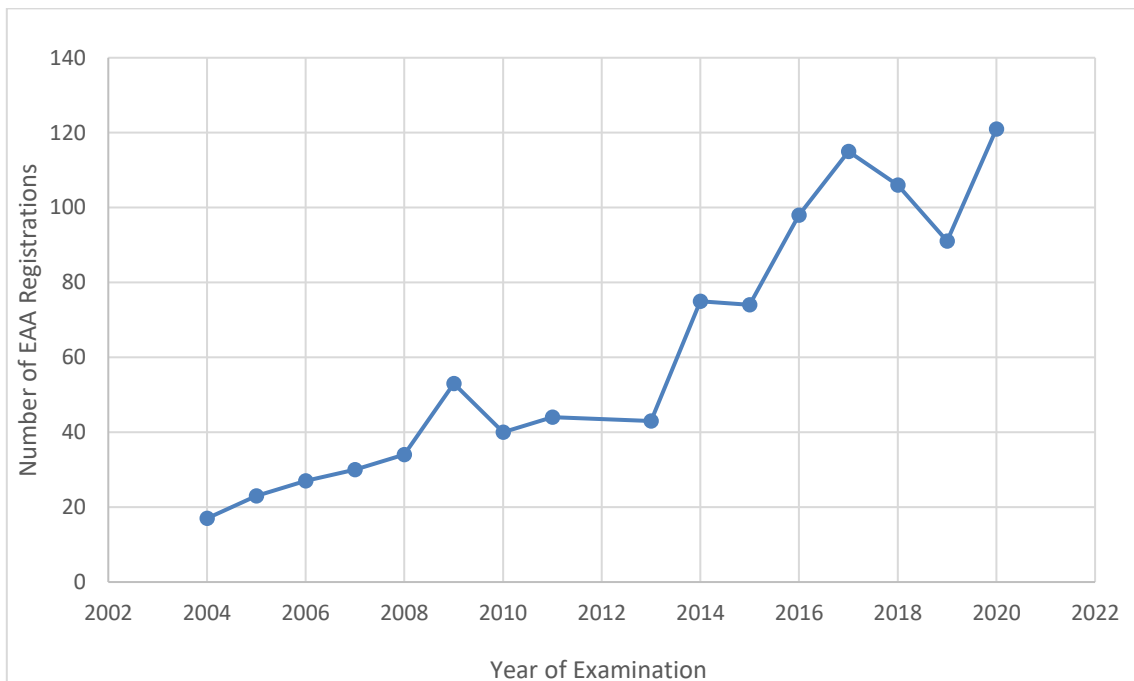


Figure 6.4: Number of Candidates applying for Access Arrangements from 2004 to 2020

Trends in Subject Choice

This section provides several plots showing how registrations in individual subjects at MC level have changed from 2008. Subject registrations are expressed as a percentage of the total number of candidates in that examination session. Only data for the first examination session in each year is presented, and for this year only the original registrations of the First Session are taken into consideration. The four figures below present the registration data for the subjects at AM level.

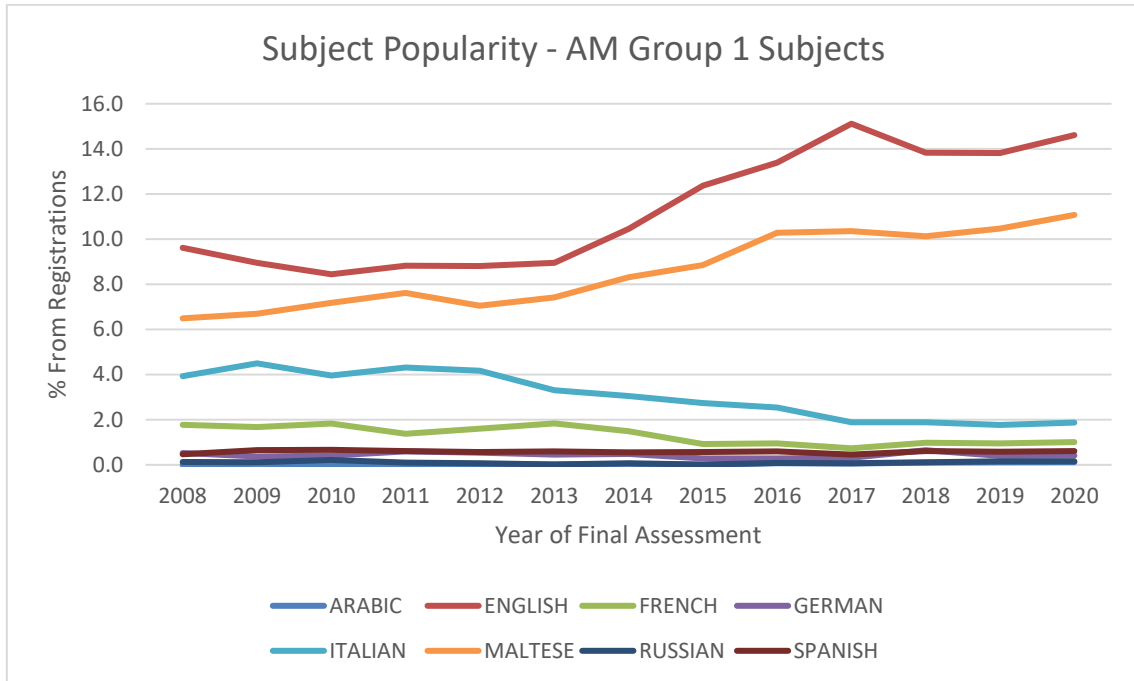


Figure 6.5: Trends in Registrations: AM Group 1 Subjects

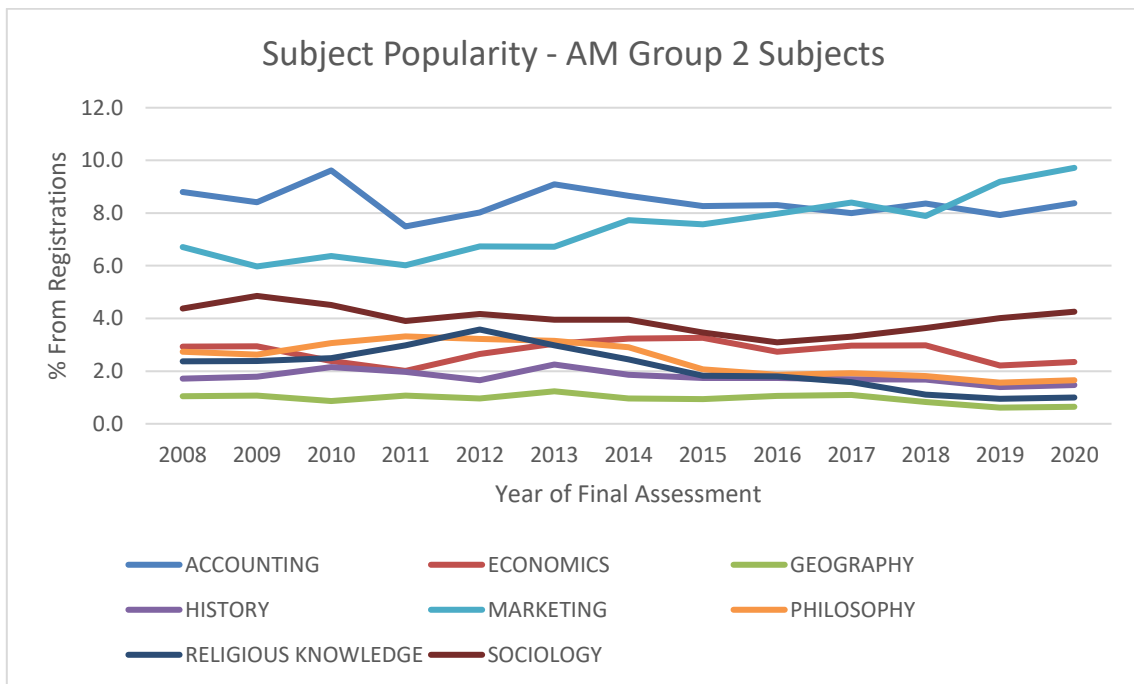


Figure 6.6: Trends in Registrations: AM Group 2 Subjects

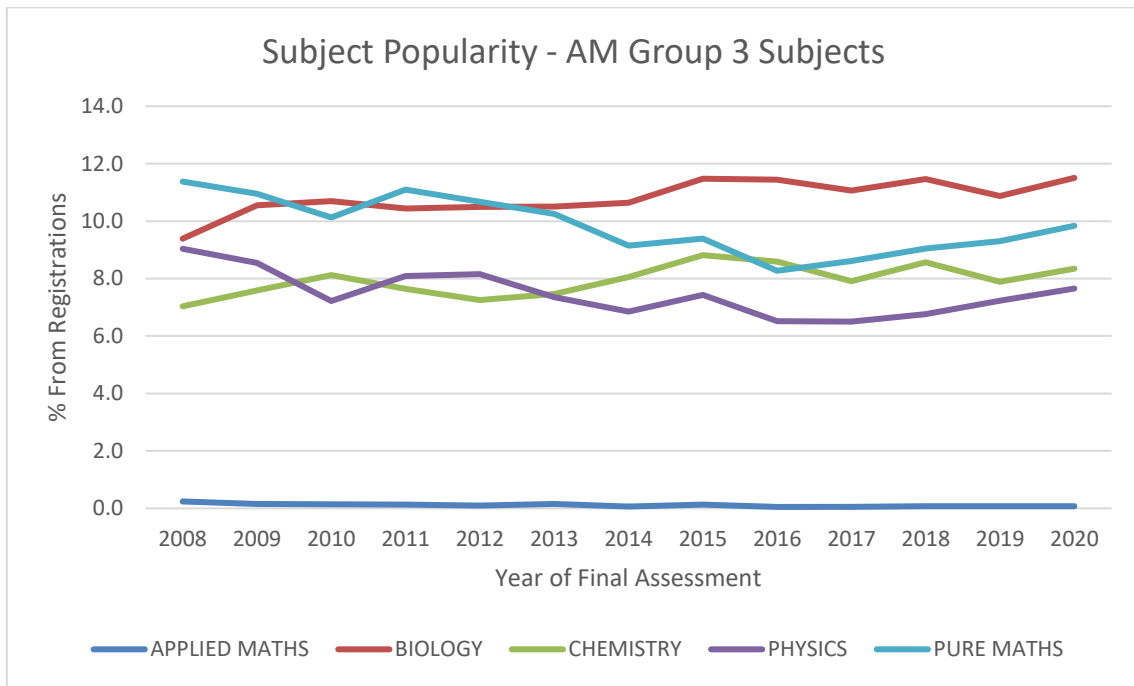


Figure 6.7: Trends in Registrations: AM Group 3 Subjects

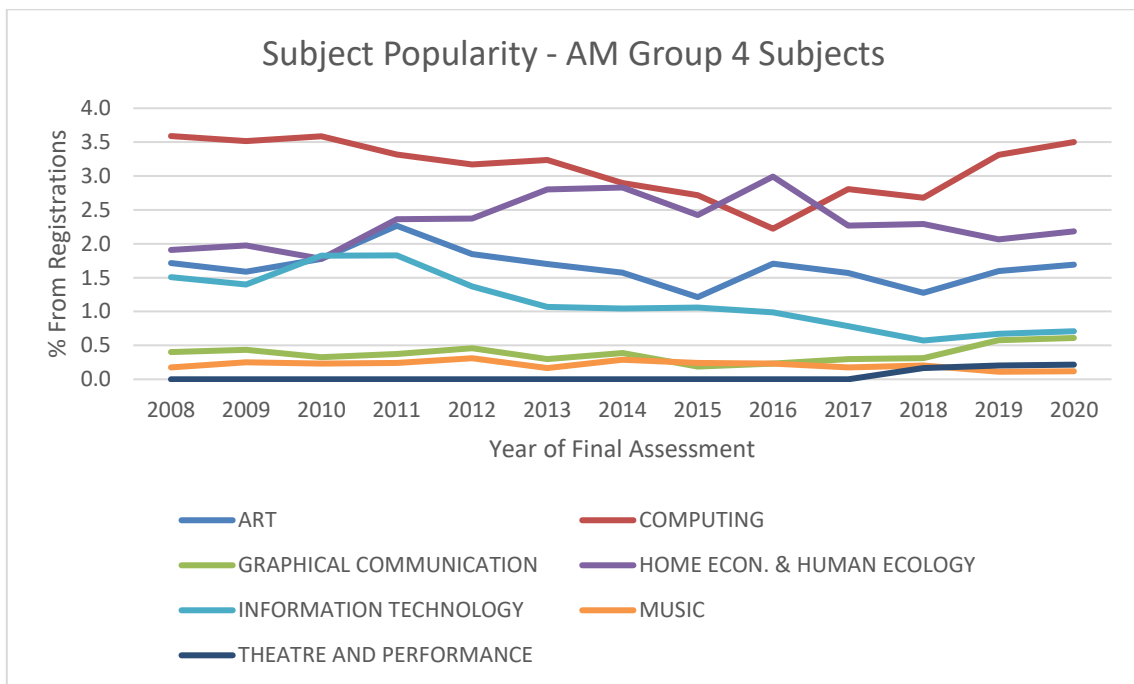


Figure 6.8: Trends in Registrations: AM Group 4 Subjects

From the figures above, the following trends are noted:

- The popularity of the two national languages is generally increasing at AM level. This increase in popularity is noted in 2020. However, the opposite effect is noted in foreign language examinations at AM level.
- The popularity of Group 2 subjects is generally lower than that of Group 1 and Group 3 subjects. The popularity of most subjects at this level is fairly constant; however, AM Religious Knowledge has changed from 2.4% of registrations in 2008, to 3.6% in 2002, to about 1% in 2019 and 2020. An increase in the percentage of candidates opting for AM Marketing is noted

Statistical Report (2020): Matriculation Certificate Examinations

since 2018. Popularity of AM Sociology also appears subject to a minor but steady increase over the past four years.

- There are small shifts in the popularity of Group 3 subjects, but all these shifts are positive in 2020 when compared to last year. AM Biology and AM Pure Mathematics remain the two most popular science subjects. AM Applied Mathematics remains the least popular subject. While 15 candidates applied for AM Applied Mathematics in 2008, 3 did so in 2016 and 2017, and 7 candidates registered during the First Session of 2020.
- Group 4 subjects are small entry subjects. Thus, when illustrated, shifts in popularity might be inflated. The popularity of AM Art, Computing, and Home Economics and Human Ecology have increased, with that of Computing, the most popular subject from this group, reverting to values which are similar to those of 2010.

The figures below present the same information but for Intermediate Matriculation level subjects.

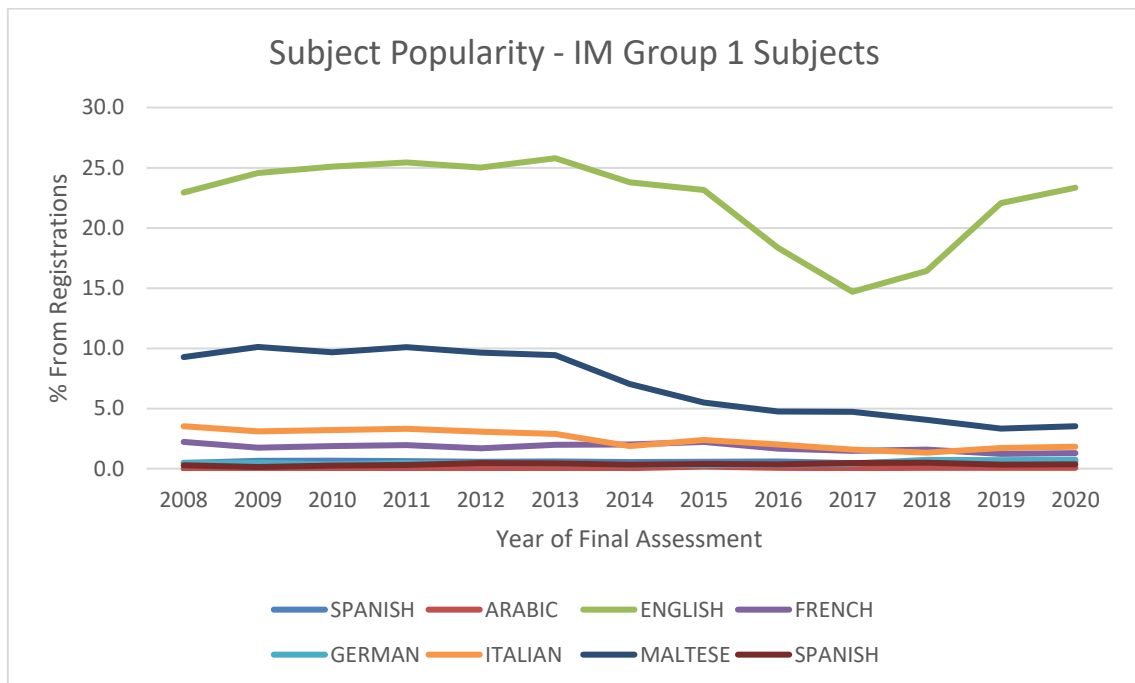


Figure 6.9: Trends in Registrations: IM Group 1 Subjects

Statistical Report (2020): Matriculation Certificate Examinations

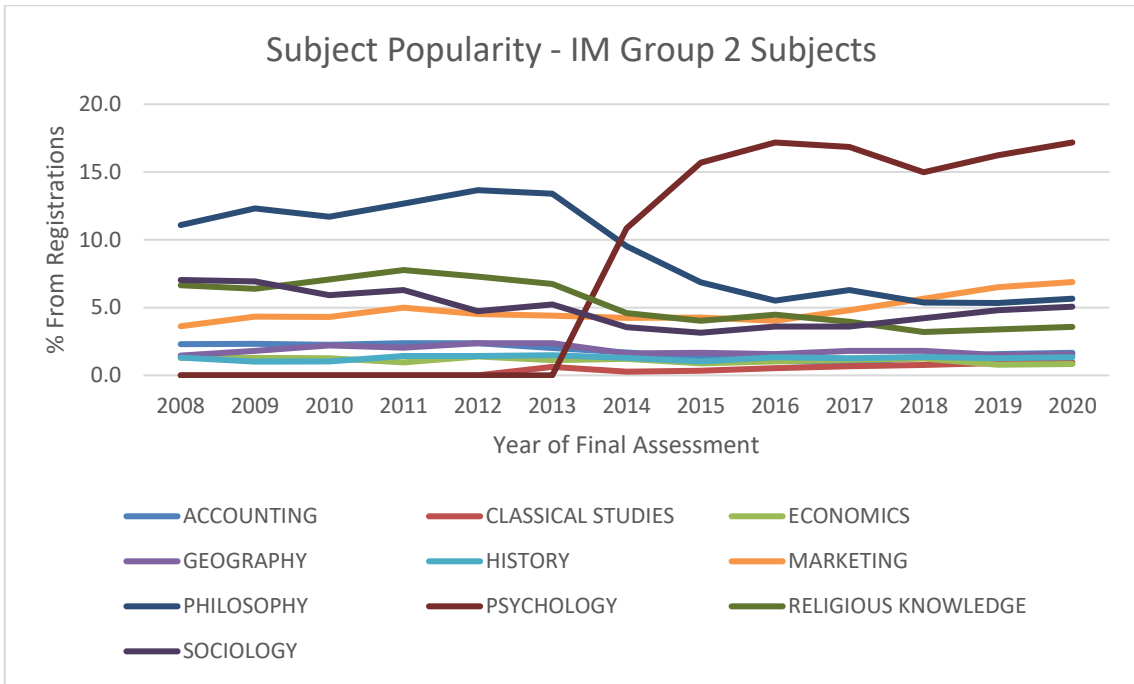


Figure 6.10: Trends in Registrations: IM Group 2 Subjects

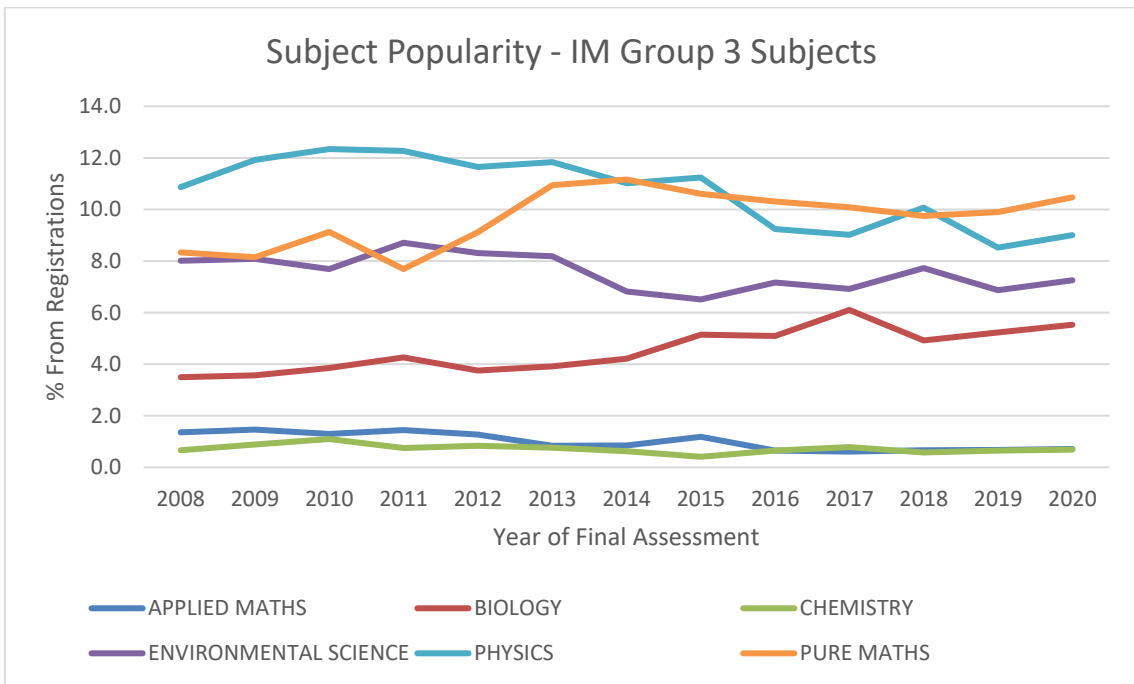


Figure 6.11: Trends in Registrations: IM Group 3 Subjects

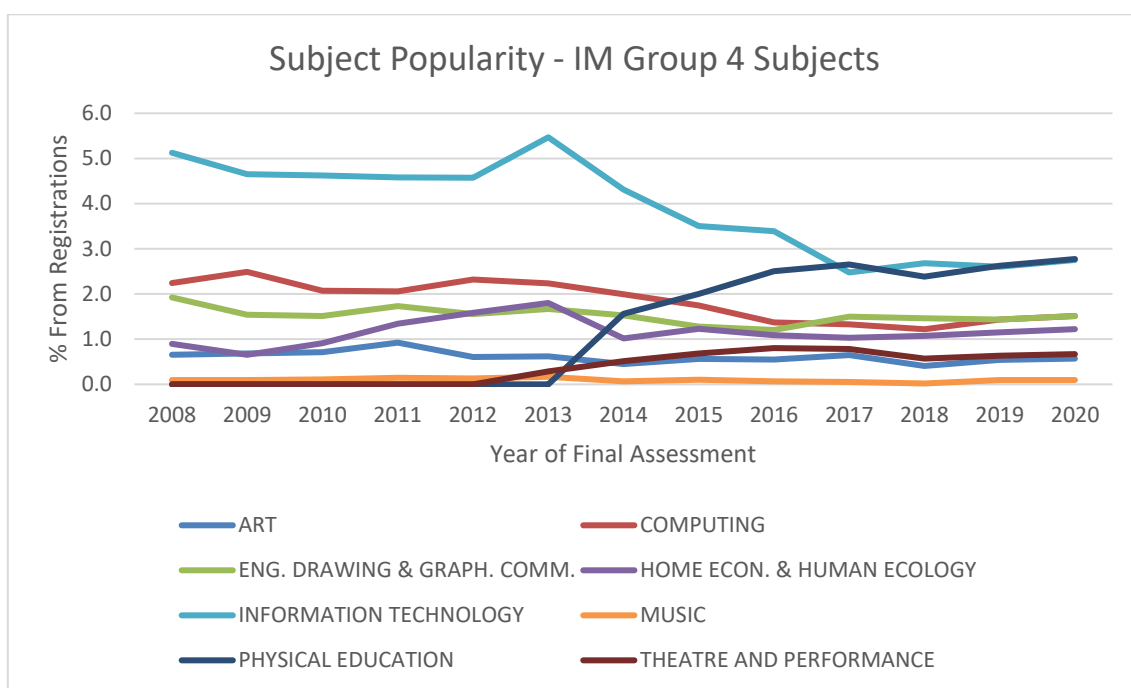


Figure 6.12: Trends in Registrations: IM Group 4 Subjects

From the figures above, the following trends are noted:

- Most Group 1 subjects at IM level have plummeted in registrations. However, registrations for IM English have increased considerably since 2018.
- The introductions of IM Psychology (Group 2) and IM Physical Education (Group 4) in 2013 appear to have had a considerable effect on other subjects at IM level. The popularity of the following IM level subjects has decreased considerably from 2013: IM English, IM Maltese, IM Philosophy, IM Religious Knowledge, IM Computing, and IM Information Technology. These shifts can be attributed to the displacement effects of new subject choices. As the popularity of AM Maltese and English have increased as from approximately 2013, a displacement from the national languages at IM level to AM level might have occurred, especially in Maltese.
- For IM Group 3 subjects, the popularity of most subjects changes haphazardly between years. In 2020, all IM subjects in this group seem to have been more popular among candidates, except for Applied Mathematics and Chemistry, which are small entry subjects. The popularity of Pure Mathematics seems to be slowly increasing following a steady decrease between 2013 and 2018. There are no sudden drops in registrations in Group 3 subjects coinciding with the entry of IM Physical Education and IM Psychology.

The following figure shows the percentage candidates applying for IM Systems of Knowledge in the First session. Candidates need to obtain a pass in IM Systems of Knowledge to qualify for the Matriculation Certificate. Thus, candidates who did not sit for IM Systems of Knowledge were not attempting to qualify for the Matriculation Certificate in that session of examinations. With the change in regulations in 2012, the percentage of candidates registering for IM Systems of Knowledge in the first examination session had decreased by a few percentage points per year until 2015, where the pattern started to reverse itself. The percentage of candidates registering for IM Systems of Knowledge in 2020 is similar to percentages reported before the change in regulations in 2012.

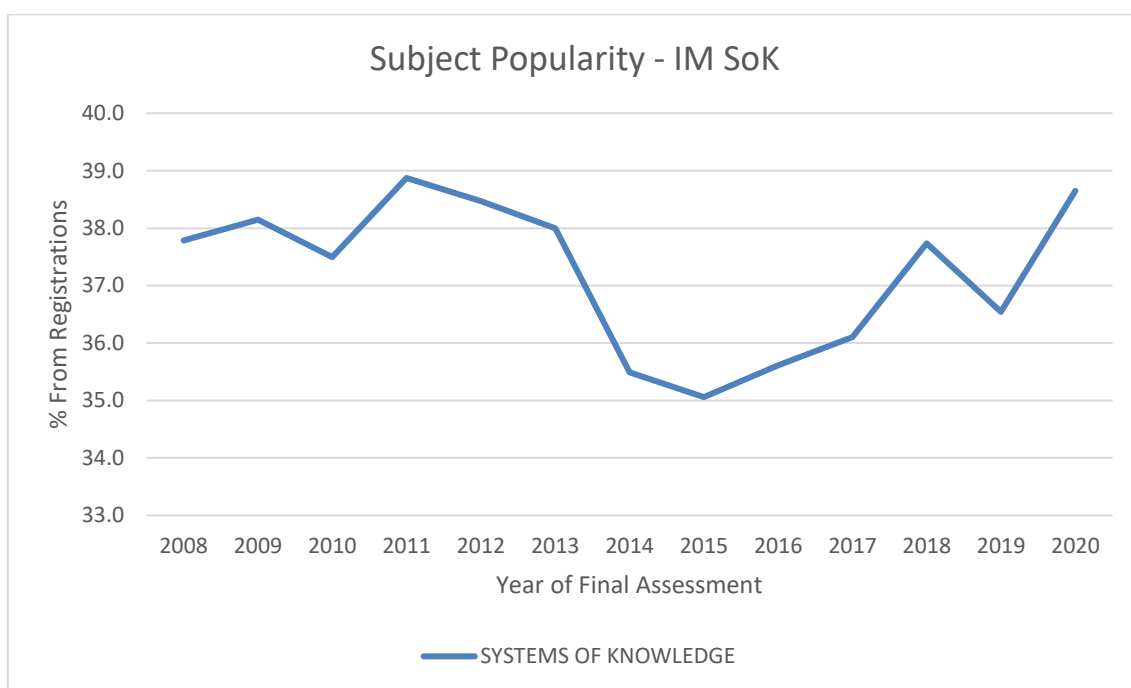


Figure 6.13: Trends in Registrations: IM Systems of Knowledge

As from the 2019 statistical report, an additional appendix has been included which presents tables giving information about the combination of subject examinations by candidates in the First session. Some notable observations from the tables in Appendix B are the following:

- Most candidates couple AM examinations of Chemistry and Biology. Out of the 562 candidates registering for Biology, 394 registered for Chemistry. For the other 168 candidates who registered for AM Biology, another common choice was AM English (42 candidates). Of the 27 students who opted for AM Chemistry but not for AM Biology, 13 registered for examination in AM Physics.
- AM English and Maltese are another common combination, although to a much lesser extent than Chemistry and Biology. Of the 734 candidates who registered for AM English and 419 for AM Maltese, 228 candidates registered for both.
- The same thing can be said about AM Pure Mathematics and Physics. Of the 399 candidates who registered for AM Physics and the 501 who registered for AM Pure Mathematics, 295 registered for both.
- AM Accounting, Economics and Marketing are other subjects which were frequently combined in 2020.

Trends for subject choice at IM level are harder to notice. Large subjects, such as IM English and Psychology, are usually well represented among the cohorts for the other subjects.

Passes in 2020

This section brings together the main statistical results of the 2020 September Special Session and the Special Resit Session. These include the number of all candidates who qualified for the Matriculation Certificate in 2020 and, separately, the number of candidates of the 2002 cohort who qualified for the Matriculation Certificate. Data for the 2001 and 2003 cohort is also shown. These are presented in Table 6.1.

Statistical Report (2020): Matriculation Certificate Examinations

Table 6.1: Matriculation Certificates Awarded (after both Special Sessions)

	Males	Females	Total
All Candidates	551	737	1288
2002 cohort	430	581	1011
2001 cohort	85	112	197
2003 cohort	3	3	6

When the results of the 2002 cohort in both examination sessions are aggregated, it is found that 26.6% of the 3,805 children born 18-years earlier qualified for the Matriculation Certificate in 2020. This percentage is an average result which when analysed by gender shows that the successful candidates consist of only 21.5% of males as against 32.1% of females born in 2002. Figure 6.13 shows the percentage of the 18-year-olds' cohort who qualified for the Matriculation Certificate as from 2004.

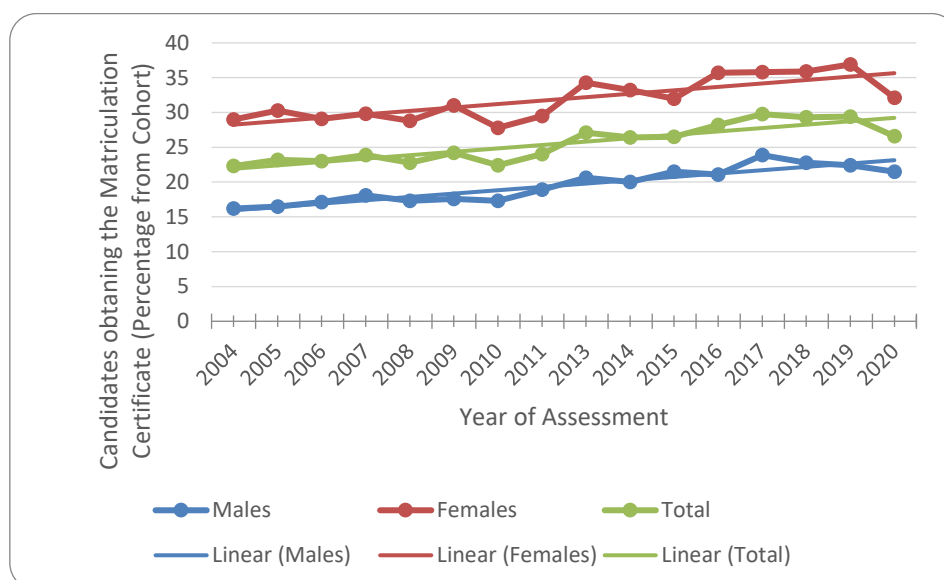


Figure 6.14: Percentage of the 18-year-old cohort who qualified for the Matriculation Certificate, by Year of Assessment and Gender

The number of 18-year-olds residing in Malta is published in World Population Day: 2020, also by NSO. Using these figures, rather than live births 18 years ago, gives a more precise calculation of the percentage of 18-year-olds in Malta obtaining the Matriculation Certificate. Using these figures, the percentage of 18-year-olds residing in Malta obtaining the Matriculation Certificate is calculated to be 24.0% (19.6% of males and 28.8% of females).

The overall percentage of the 18-year-old cohort qualifying for the Matriculation Certificate has exceeded 25% after the change in regulations in 2012. While in the eight years before the change in regulations, an average of 23.2% of the population used to gain the necessary entry requirements for University, in the six years after the change in regulations 27.9% did so. The difference between males and females in this regard changes abruptly. In 2020, 10.6% more females than males qualified for the Matriculation Certificate. The average difference between males and females qualifying for the Matriculation Certificate as from 2004 is of 12.4% in favour of females. It should be noted that various educational institution, including the University of Malta, made concessions with regards to entry requirements to account for the COVID-19 pandemic.

Statistical Report (2020): Matriculation Certificate Examinations

Thus, although it is suggested here that 24.0 – 26.6% of the 18-year-olds residing in Malta had the necessary entry requirements to study at the University of Malta, a larger percentage of the population might have been allowed to do so.

Table 6.2 indicates the percentage passes in the different subjects at Advanced Level in 2020 in both the September Special Session (original First Session Registrations and Special Registrations) and the December Special Resit examination sessions separately. Since there is no direct comparison of the data presented in this table to previous years, the data is not rearranged as stated in the Disclaimer to this Chapter. Table 6.3 presents similar data for the Intermediate level subjects.

Statistical Report (2020): Matriculation Certificate Examinations

Table 6.2: Passes in Advanced Level Subjects (September and December Special Sessions)

Subject	September Special Session			December Resit Session		
	Registered	Grades A-E		Registered	Grades A-E	
		N	%		N	%
Accounting	422	249	59.0	69	23	33.3
Applied Maths	10	2	20.0			
Arabic	6	3	50.0			
Art	73	49	67.1	9	8	88.9
Biology	587	462	78.7	60	29	48.3
Chemistry	437	349	79.9	31	15	48.4
Computing	137	112	81.8	29	17	58.6
Economics	140	102	72.9	10	3	30.0
Engineering Drawing	2	2	100.0			
English	782	566	72.4	138	71	51.4
French	30	23	76.7	0	0	
Geography	39	30	76.9	7	6	85.7
German	24	21	87.5	3	2	66.7
Graphical Communication	29	21	72.4	4	1	25.0
Greek						
History	72	52	72.2	1	0	0.0
Home Econ. & Human Ecology	90	76	84.4	11	7	63.6
Information Technology	51	39	76.5	2	2	100.0
Italian	91	59	64.8	2	2	100.0
Latin	2	1	50.0			
Maltese	451	339	75.2	88	61	69.3
Marketing	590	373	63.2	54	13	24.1
Music	8	8	100.0			
Philosophy	105	59	56.2	11	3	27.3
Physics	413	339	82.1	48	27	56.3
Pure Maths	517	362	70.0	81	46	56.8
Religious Knowledge	58	28	48.3	5	2	40.0
Russian	10	7	70.0			
Sociology	261	180	69.0	12	7	58.3
Spanish	34	21	61.8	3	1	33.3
Theatre and Performance	7	4	57.1			

Statistical Report (2020): Matriculation Certificate Examinations

Table 6.3: Passes in Intermediate Level Subjects (September and December Special Sessions)

Subject	September Special Session			December Special Session		
	Registered	Grades A-E		Registered	Grades A-E	
		N	%		N	%
Accounting	95	72	75.8	5	2	40.0
Applied Maths	50	32	64.0	1	0	0.0
Arabic	9	3	33.3	2	1	50.0
Art	29	17	58.6	2	0	0.0
Biology	431	245	56.8	82	38	46.3
Chemistry	50	26	52.0	10	4	40.0
Classical Studies	63	40	63.5	5	4	80.0
Computing	104	76	73.1	13	5	38.5
Economics	64	44	68.8	6	3	50.0
Eng. Drawing & Graph. Comm.	124	75	60.5	21	11	52.4
English	1907	1286	67.4	374	107	28.6
Environmental Science	430	320	74.4	34	18	52.9
French	111	90	81.1	5	5	100.0
Geography	104	58	55.8	27	9	33.3
German	62	48	77.4	3	2	66.7
History	99	75	75.8	7	2	28.6
Home Econ. & Human Ecology	104	77	74.0	10	4	40.0
Information Technology	122	106	86.9	11	8	72.7
Italian	112	89	79.5	5	3	60.0
Latin	2	1	50.0			
Maltese	176	121	68.8	21	9	42.9
Marketing	567	406	71.6	49	22	44.9
Music	18	13	72.2	2	1	50.0
Philosophy	348	247	71.0	27	14	51.9
Physical Education	173	119	68.8	19	13	68.4
Physics	542	375	69.2	59	16	27.1
Psychology	1059	675	63.7	126	33	26.2
Pure Maths	753	466	61.9	111	54	48.6
Religious Knowledge	245	171	69.8	21	4	19.0
Russian	6	0	0.0	0	0	
Sociology	352	243	69.0	30	12	40.0
Spanish	36	19	52.8	2	0	0.0
Systems Of Knowledge	2045	1437	70.3	304	164	53.9
Theatre And Performance	39	22	56.4	5	4	80.0

Statistical Report (2020): Matriculation Certificate Examinations

An analysis of Table 6.2 indicates that in Advanced level subjects the percentage of candidates obtaining Grades A to E differ substantially between subjects as shown below.

Pass rate (Grades A-E, September Special Session)	Subjects
90% - 100%	Engineering Drawing, Music,
80% - 89%	Computing, German, Home Econ. & Human Ecology, Physics,
70% - 79%	Biology, Chemistry, Economics, English, French, Geography, Graphical Communication, History, Information Technology, Maltese, Pure Maths,
60% - 69%	Art, Italian, Marketing, Sociology, Spanish,
50% - 59%	Accounting, Philosophy, Theatre and Performance,
>40%	Applied Maths, Religious Knowledge

An analysis of Table 6.3 indicates that in Intermediate Level subjects the percentage of candidates obtaining Grades A to E differs substantially between subjects as shown below.

Pass rate (Grades A-E, September Special Session)	Subjects
90% - 100%	
80% - 89%	French, Information Technology,
70% - 79%	Accounting, Computing, Environmental Science, German, History, Home Econ. & Human Ecology, Italian, Marketing, Music, Philosophy, Systems of Knowledge,
60% - 69%	Applied Maths, Classical Studies, Economics, Eng. Drawing & Graph. Comm., English, Maltese, Physical Education, Physics, Psychology, Pure Maths, Religious Knowledge, Sociology,
50% - 59%	Art, Biology, Chemistry, Geography, Spanish, Theatre and Performance,
>40%	Arabic, Russian

Revision of Papers

The numbers of candidates applying for Revision of Papers from 2004 to 2020 are shown in Table 6.4. For the Special Session, 5.0% of AM subjects and 4.4% of IM subjects made a request for a revision of paper, while the figures stand at 4.6% and 4.2% respectively for the Resit Session. For data comparison with previous years, again the columns titled First Session display the data of original First Session registrants, while the data from new candidates and Resits are collated together as Second session. Thus, the percentage requests for Revision of Papers quoted in Table 6.4 are different than those reproduced above.

The table that follows, Table 6.5, shows the percentage of these applicants who had their grade revised. Again, while the relative values for the September Special Session were 1.6% for AM and 4.7% for IM subjects registered during the September Special Session, and 0.0% for AM and 5.1% of subjects registered during the December Special Session, for data continuity for this year, the column First Session displays the data for the candidates registered during the original First Session, while the Second Session displays the data of the candidates who applied during the September Special Registration and the December Resit Sessions, as these would have sat together during the Second Session if not for the Covid-19 pandemic. The figures would have been 1.6 for AM and 4.6% for IM subjects registered during the First Session, and 0.0% and 5.1% respectively for subjects registered during the Second Session.

Table 6.4: Percentage Applications for Revision of Papers by Year, Session and Level

Year	First Session		Second Session	
	Advanced Matriculation (AM)	Intermediate Matriculation (IM)	Advanced Matriculation (AM)	Intermediate Matriculation (IM)
2004	8.1	3.9	7.3	5.9
2005	7.7	3.5	6.8	7.2
2006	5.9	2.7	9.6	8
2007	6.8	3.6	7	5.8
2008	5.5	4.4	5.7	4.3
2009	5.2	3	6.6	4.2
2010	6.2	4.1	7.3	6.3
2011	7.4	4	7.4	6.2
2013	8.2	4	2.9	4.2
2014	7.5	3.5	7.1	6
2015	8.5	3.1	5.5	2.7
2016	7.9	3.0	4.8	3.4
2017	6.9	3.1	8.2	5.9
2018	10.3	7.4	6.6	6.9
2019	9.2	5.2	4.2	5.9
2020	5.4	4.6	4.0	4.2

Statistical Report (2020): Matriculation Certificate Examinations

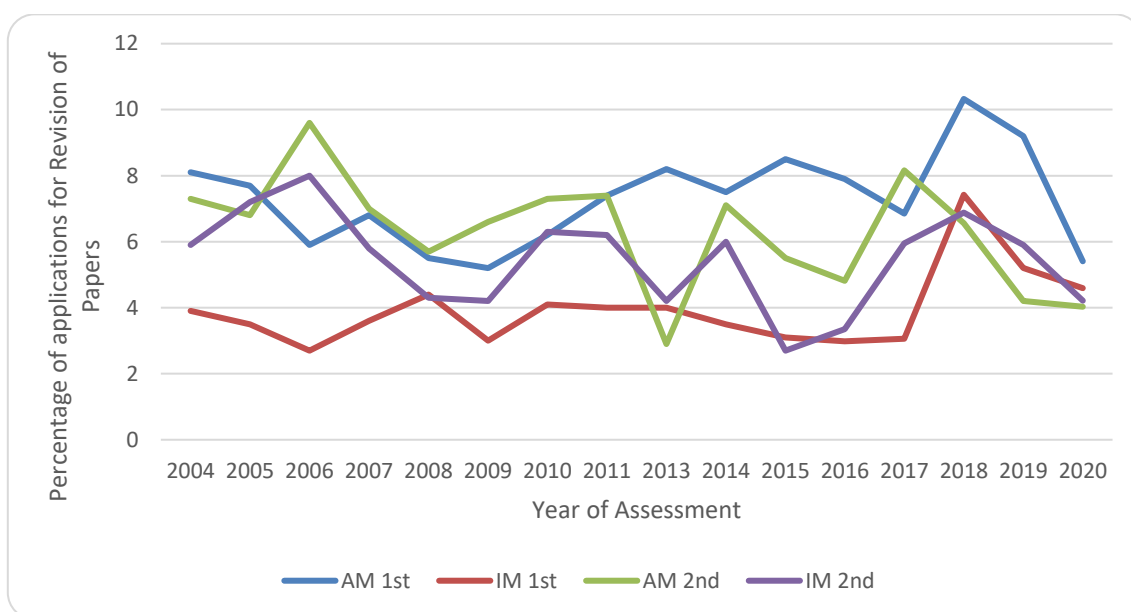


Figure 6.15: Percentage Applications for Revision of Papers by Year, Session and Level

Figure 6.15 suggests that the percentage of candidates applying for Revision of Papers has followed no particular trend across the years from 2004 to 2020. Drops and peaks along the years seem rather random. Thus, while in 2018 a sharp increase in the percentage requests for Revision of Papers is noted, especially for IM and AM subjects following the First session, percentage registrations declined in 2019 and further this year. Usually, the percentage of candidates applying for Revision of Papers is higher for Advanced Matriculation subjects.

Table 6.5: Percentage Upgrades from Revision of Papers by Year, Session and Level

Year	First Session		Second Session	
	Advanced Matriculation (AM)	Intermediate Matriculation (IM)	Advanced Matriculation (AM)	Intermediate Matriculation (IM)
2004	4.0	4.6	1.3	3.1
2005	2.5	3	4.8	1.3
2006	2.9	6.6	0.9	22.8
2007	2.5	8.4	2.7	0.0
2008	2.1	3.1	6.0	0.0
2009	4.9	4.5	3.4	2.4
2010	4.9	3.5	1.4	7.5
2011	3.5	3	2.9	1.5
2013	4.3	5.8	0.0	0.0
2014	4.3	5	0.0	1.6
2015	1.0	7.7	2.8	11.4
2016	3.0	7.2	4.8	2.5
2017	3.6	7.9	0.0	10.5
2018	2.1	6.7	0.0	3.6
2019	1.0	2.9	1.5	4.2
2020	1.6	4.7	0.0	5.1

Statistical Report (2020): Matriculation Certificate Examinations

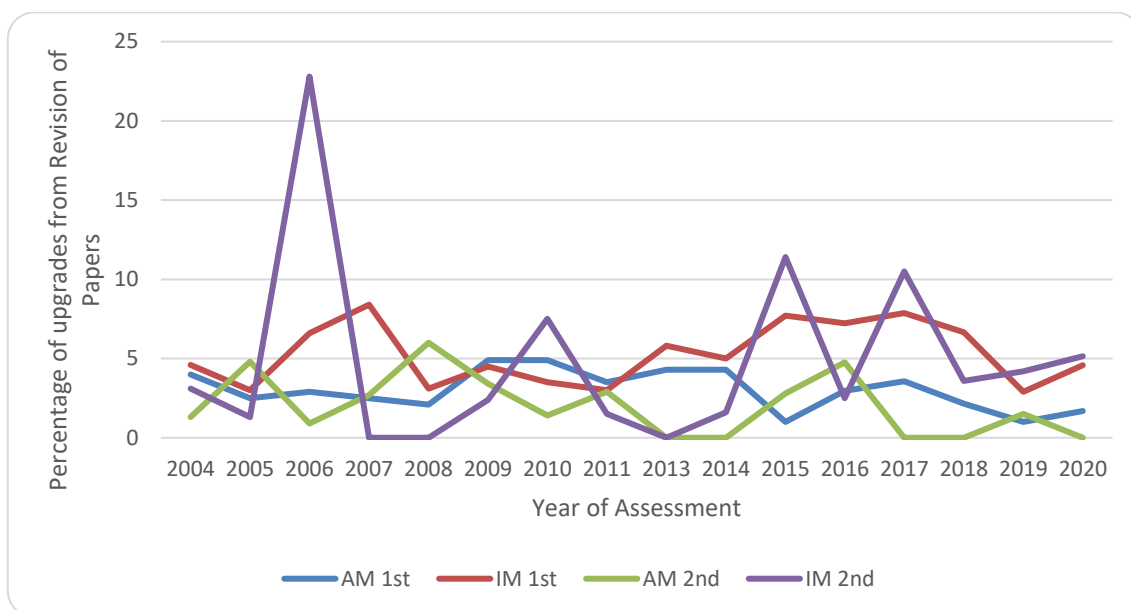


Figure 6.16: Percentage Upgrades from Revision of Papers by Year, Session and Level

Figure 7.16 suggests that the percentage of upgrades from Revision of Papers has also followed no particular trend across the years from 2004 to 2020. Increased percentage of upgrades in IM subjects for the 2006 and 2010 second sessions roughly coincide with an increased percentage of applications for Revision of Papers in these sessions (Table 6.4). The increased percentage of upgrades in IM subjects for 2017 second session is explained by a number of upgrades resulting from MATSEC's internal quality assurance exercises. These upgrades, although not a direct result of Revision of Papers, are listed as such. The percentage of upgrades from Revision of Papers ranges from 0% (seven instances) to 22.8% (IM 2nd 2006).

7. CONCLUSION

This report has been produced with the intention of providing valid and reliable information about various aspects of the 2020 Matriculation Examination sessions. The emphasis is on both the presentation of the information as well as on important analyses that are possible as a result of this information. The report also makes it possible for individuals and institutions to carry out further analyses on the data presented. This report may also be used as a basis of an evaluation of the Matriculation Certificate system of examinations that has been in operation for more than twenty years to date. Trends from the change in regulations in 2012 are also visible.

Comments on this report and any recommendations on improving this or similar documents published by the MATSEC Support Unit are welcome. These are to be addressed to the Assessment Research and Development Office, which collates and analyses data for these reports, through MATSEC's general email: matsec@um.edu.mt.

APPENDIX A

Time Tables for the 2020 MATSEC Examination Sessions

Statistical Report (2020): Matriculation Certificate Examinations



Main/First 2020 Session Timetable

	ADVANCED MATRICULATION FIRST SESSION		INTERMEDIATE MATRICULATION FIRST SESSION		SECONDARY EDUCATION CERTIFICATE MAIN SESSION	
	09:00	16:00	09:00	16:00	09:00	16:00
Thursday 23 April	Geography I		Geography	Systems of Knowledge	Geography I	Geography II
Friday 24 April	Home Economics I	Geography II			Home Economics I	
Saturday 25 April	Maltese I/Applied Mathematics I	Maltese II	Maltese		Maltese I	Maltese II
Monday 27 April	Home Economics II	Maltese III/Applied Mathematics II	Home Economics	Applied Mathematics	Home Economics II	Environmental Studies I
Tuesday 28 April	Marketing I	Marketing II		Marketing	History I	Environmental Studies II
Wednesday 29 April	History I	Accounting I	History	Accounting	History II	Accounting I/ Business Studies I
Thursday 30 April	History II	Accounting II/Arabic II	Physical Education	Arabic	Physical Education II	Accounting II/ Business Studies II
Saturday 2 May	Pure Mathematics I	History III	Pure Mathematics		Mathematics I	Mathematics II
Monday 4 May	Pure Mathematics II	Arabic III/Russian I/ Italian I Part I (15:00)		Italian (List.) (17:00)	Ethics II	Biology I
Tuesday 5 May	Biology I	Biology II		Biology	Design & Technology II	Biology II
Wednesday 6 May	Biology III	French IV & I		French	Commerce I	French I
Thursday 7 May	French II	Russian II/Spanish (List.) (15:00)		Spanish (List.) (16:00)	Arabic II/Commerce II	French II
Friday 8 May	Russian III	German I/Greek I	Russian	Greek	Greek I/Russian I/ Class. Cult. & Civil. I	German I
Saturday 9 May	Physics I	Physics II	Environmental Science	Physics	Physics I	Physics II
Monday 11 May	Economics I	French III			Economics I	English Literature I
Tuesday 12 May	Economics II	Philosophy I	Economics	Philosophy	Economics II	
Wednesday 13 May	German III	German II/Greek II	German	German (List.) (15:00)	German II	English Literature II
Thursday 14 May	Philosophy II			Psychology		Greek II/Russian II/ Class. Cult. & Civil. II
Friday 15 May	Theatre and Performance I	Italian II	Theatre and Performance	Italian	Computing I	Italian I
Saturday 16 May	English I	English II			English Language I	English Language II
Monday 18 May	Computing I/Info Tech I	English III	Computing/Info Tech	English	Computing II	Italian II
Tuesday 19 May	Computing II/Info Tech II	Theatre and Performance II				Social Studies I
Wednesday 20 May	Chemistry I	Italian III			Chemistry I	
Thursday 21 May	Chemistry II	Italian IV	Chemistry		Chemistry II	Social Studies II
Friday 22 May	Sociology I	Sociology II	Music (Parts I & III)	Music (Part III cont.)	European Studies I/Textiles & Design I	
Saturday 23 May	Religious Knowledge I	Religious Knowledge II	Religious Knowledge		Religious Knowledge I	Religious Knowledge II
Monday 25 May	Sociology III	Music I	Sociology		Music II (Part I)	European Studies II/Textiles & Design II
Tuesday 26 May	Eng Draw/Graph Comm I	Eng Draw/Graph Comm II		Eng Draw & Graph Comm	Graphical Communication I	Graphical Communication II
Wednesday 27 May	Spanish I/Latin I	Latin II		Latin/Classical Studies	Music II (Part II)	Music II (Part II) (cont.)
Thursday 28 May	Music III (performance/composition)/ Spanish II	Music II (Part II)	Spanish	Music (Part II)	Spanish I/Latin I	Music I
Friday 29 May	Spanish III	Art III			Spanish II/Latin II	Art II
Saturday 30 May	Art I	Art II	Art		Art I	Art I (cont.)

Main/First 2020 Session Timetable

ORAL EXAMINATIONS

Advanced Matriculation Orals

Arabic/German/Spanish/Russian	Friday 13 March
	Monday 16 March
Maltese	Tuesday 17 March
	Wednesday 18 March
	Friday 20 March
French	Thursday 2 April
	Thursday 16 April
	Friday 17 April
English	Monday 20 April
	Tuesday 21 April
	Wednesday 22 April
Italian	Saturday 18 April
Music II Part I	Tuesday 26 May

Intermediate Matriculation Orals

	Wednesday 25 March
	Thursday 26 March
English	Friday 27 March
	Monday 30 March
	Wednesday 1 April
Italian	Saturday 28 March
Maltese	Saturday 4 April
Arabic/German/Spanish/Russian	Monday 6 April
French	Tuesday 7 April

SEC Listening Comprehension/Dictation

English	Saturday 21 March
Italian	Saturday 28 March
French	Saturday 28 March
German/Russian	Thursday 16 April
Arabic/Spanish	Friday 17 April

SEC Reading & Conversation

	Monday 16 March
	Tuesday 17 March
	Wednesday 18 March
	Friday 20 March
	Monday 23 March
	Tuesday 24 March
English/French	Wednesday 25 March
	Thursday 26 March
	Friday 27 March
	Monday 30 March
	Wednesday 1 April
	Thursday 2 April
Maltese/Italian	Monday 20 April
	Tuesday 21 April
	Wednesday 22 April
Arabic/German/Spanish/Russian	Monday 20 April
	Tuesday 21 April
	Wednesday 22 April

PRACTICAL EXAMINATIONS

Advanced Matriculation Practicals

	Monday 1 June
	Tuesday 2 June
	Wednesday 3 June
Theatre and Performance	Thursday 4 June
	Friday 5 June
	Monday 8 June
	Tuesday 9 June
	Wednesday 10 June
Physics	Tuesday 2 June
Biology	Friday 5 June
Chemistry	Friday 12 June

Intermediate Matriculation Practicals

	Monday 1 June
	Tuesday 2 June
	Wednesday 3 June
Theatre and Performance	Thursday 4 June
	Friday 5 June
	Monday 8 June
	Tuesday 9 June
	Wednesday 10 June

SEC VOCATIONAL SUBJECTS UNIT 3

Agribusiness	Monday 20 April
Information Technology	Monday 20 April
Media Literacy Education	Monday 20 April
Engineering Technology	Tuesday 21 April
Health and Social Care	Tuesday 21 April
Hospitality	Wednesday 22 April

PHYSICAL EDUCATION EXAMINATIONS

Intermediate Matriculation Activities

All Activities	Monday 23 March
	Tuesday 24 March
	Wednesday 25 March
	Thursday 26 March

SEC Activities

Athletics, Games, Gym and Dance	Friday 20 March
	Monday 23 March
	Tuesday 24 March
	Wednesday 25 March
	Thursday 26 March
	Friday 27 March
	Monday 30 March
Swimming	Monday 1 June
	Tuesday 2 June
	Wednesday 3 June
	Thursday 4 June

SEC Physical Education

SEC P.E. candidates are to indicate their choice of activities on the on-line form.

Following registration, candidates will be informed individually about:

1. SEC Listening Comprehension/Dictation (Group Examinations)
2. SEC Reading, Conversation, Role Play, etc. (Individual Oral Examinations)
3. SEC Physical Education Activities
4. Advanced Matriculation Oral Examinations
5. Advanced Matriculation Music Oral/Aural examinations
6. Advanced Matriculation Biology, Chemistry, Physics and Theatre and Performance Practicals
7. Intermediate Matriculation Physical Education Activities
8. Intermediate Matriculation Theatre and Performance Practicals

Candidates will receive their Index Number and Venue details for Oral and Written Examinations in due course.

Main/First 2020 Session Notices

Advanced Matriculation

Heads of School are to send the coursework assessment marks for Computing, Information Technology, Geography and Home Economics and Human Ecology to MATSEC by Friday 13 March 2020. Moderation of coursework in schools will take place between Monday 23 March 2020 and Wednesday 22 April 2020, both dates inclusive.

All candidates sitting for Art and Private candidates sitting for Computing, Information Technology, Geography and Home Economics and Human Ecology are to present their project to MATSEC or the Examinations Centre Victoria, Gozo between Monday 24 February 2020 and Friday 13 March 2020 both dates inclusive from 8:00 – 12:00 or 14:00 – 16:00.

The starting points of the AM Art Thematic Project Work will be published in the Notices section of the MATSEC website by Wednesday 1 April 2020. Candidates are to hand in this work at the end of the AM ART Paper I (Extended Thematic Project) examination session in a folder.

Candidates sitting for Music are to present two copies of the composition (if chosen) to MATSEC or the Examinations Centre Victoria, Gozo by Friday 24 April 2020.

Reference should be made to the respective syllabi for further details about each subject including folders required.

Coursework Notice

All coursework submitted by private candidates will be assessed by the Board of Examiners for the subject. With the exception of IM and AM Art, it is to be presented in a special folder obtainable from MATSEC. All candidates may be called for an interview regarding their coursework. Interviews will be held between Monday 23 March 2020 and Tuesday 21 April 2020 both dates inclusive.

Specific dates will be scheduled per subject (where applicable). Interviews related to a particular subject cannot be scheduled outside the dates pertaining to the subject concerned.

Coursework presented to MATSEC is to be collected between Thursday 20 August 2020 and Friday 21 August 2020 from 08:00 – 12:30.

The MATSEC Board reserves the right to keep any of the works submitted by candidates.

Intermediate Matriculation

Heads of School are to send the coursework assessment marks for Computing, Information Technology and Systems of Knowledge to MATSEC by Friday 13 March 2020. Moderation of coursework in schools will take place between Monday 23 March 2020 and Wednesday 22 April 2020, both dates inclusive.

All candidates sitting for Art, and Private candidates sitting for Computing, Information Technology and Systems of Knowledge are to present their project to MATSEC or the Examinations Centre Victoria, Gozo between Monday 24 February 2020 and Friday 13 March 2020 both dates inclusive from 8:00 – 12:00 or 14:00 – 16:00.

IM Art candidates are to indicate whether for Part II Section A – Work from Observation – they will be choosing Option (i) Still-life with Man-made and Natural forms, or Option (ii) the Human Figure. Candidates will receive a form on which to indicate their choice from the Examinations Department.

The starting points of the IM Art Thematic Project Work will be published in the Notices section of the MATSEC website by Wednesday 1 April 2020. Candidates are to present this work on Monday 8 June 2020 from 08:00 – 12:00 or 14:00 – 16:00 at MATSEC or the Examinations Centre Victoria, Gozo.

Candidates sitting for Music are to present two copies of the composition (if chosen) to MATSEC or the Examinations Centre Victoria, Gozo by Friday 24 April 2020.

Reference should be made to the respective syllabi for further details about each subject including folders required.

Access Arrangements - Candidates are to apply for Exam Access Arrangements by Friday 8 November 2019.

Late applications for Exam Access Arrangements will only be accepted with late examination registrations on the 26, 27 and 28 November 2019. Late fees will apply. Applications for Exam Access Arrangements beyond the 28 November 2019 will be accepted and very late fees will apply.

MATSEC WILL NOT MAKE ANY ARRANGEMENTS IN CASE OF CLASHES WITH EXAMINATIONS OF OTHER BOARDS. COLLEGES/SCHOOLS ARE ADVISED TO TAKE NOTE OF EXAMINATION DATES BEFORE STAGING SCHOOL ACTIVITIES FOR CANDIDATES SITTING FOR MATSEC EXAMINATIONS ON THE PRESCRIBED DATES AS ALTERATIONS WILL NOT BE CONSIDERED. REGISTRATIONS WILL BE OPEN BETWEEN 28 OCTOBER 2019 AND 8 NOVEMBER 2019. TO REGISTER, CANDIDATES ARE TO APPLY ONLINE ON www.myexams.gov.mt Request for any Changes/Cancellations in registration will only be accepted between the 11 and 15 November 2019. Changes to candidates' details after the 15 November will incur additional charges.

LATE APPLICATIONS WILL BE ACCEPTED ON 26, 27 AND 28 NOVEMBER 2019. ADDITIONAL FEES APPLY.

A CANDIDATES' HANDBOOK IS AVAILABLE TO DOWNLOAD FROM: <https://bit.ly/2jXHBkj>

Secondary Education Certificate

Heads of School are to send the coursework assessment marks for the subjects outlined below to MATSEC by Friday 13 March 2020. In due course, each respective school will be sent sheets for the candidates' assessment marks to be filled in. Moderation of coursework in schools will take place between Monday 23 March 2020 and Wednesday 22 April 2020, both dates inclusive.

Private candidates are to present their coursework for the subjects outlined below to MATSEC or the Examinations Centre Victoria, Gozo between Monday 24 February 2020 and Friday 13 March 2020 both dates inclusive from 8:00 – 12:00 or 14:00 – 16:00.

Subjects:

Art | Biology | Business Studies | Chemistry | Computer Studies | Design and Technology | Environmental Studies | Ethics | European Studies | Geography | Home Economics | Physical Education | Physics and Textiles & Design

SEC Art candidates are to indicate whether for Paper I – Work from Observation – they will be choosing Option (a) Still-life, composed of Man-made and Natural forms, or Option (b) the Human Figure. Candidates are to indicate their choice on the online application choice at the time of registration.

The Art General Themes will be published in the Notices section of the MATSEC website by Friday 8 May 2020.

September 2020 Special Session Timetable

	ADVANCED MATRICULATION		INTERMEDIATE MATRICULATION		SECONDARY EDUCATION CERTIFICATE	
	09:00	16:00	09:00	16:00	09:00	16:00
Saturday 29 Aug	English I	English II			English Language I	English Language II
Monday 31 Aug		English III		English		
Tuesday 1 Sept	Geography I		Geography	Systems of Knowledge	Geography I	Geography II
Wednesday 2 Sept	Home Economics I	Geography II			Home Economics I	
Thursday 3 Sept	Home Economics II	Maltese I/Applied Mathematics I	Home Economics	Applied Mathematics	Home Economics II	Environmental Studies I
Friday 4 Sept	Marketing I	Marketing II		Marketing	History I	Environmental Studies II
Saturday 5 Sept	Maltese II/Applied Mathematics II	Maltese III	Maltese		Maltese I	Maltese II
Monday 7 Sept	History I	Accounting I	History	Accounting	History II	Accounting I/ Business Studies I
Wednesday 9 Sept	History II	Accounting II/Arabic II	Physical Education	Arabic	Physical Education II	Accounting II/ Business Studies II
Thursday 10 Sept	Pure Mathematics I	Arabic III/Russian I			Ethics II	Biology I
Friday 11 Sept	Biology I	Biology II		Biology	Design & Technology II	Biology II
Saturday 12 Sept	Pure Mathematics II	History III	Pure Mathematics		Mathematics I	Mathematics II
Monday 14 Sept	Biology III	French I		French	Commerce I	French I
Tuesday 15 Sept	French II	Russian II			Arabic II/Commerce II	French II
Wednesday 16 Sept	Russian III	German I/Greek I	Russian	Greek	Greek I/Russian I/ Class. Cult. & Civil. I	German I
Thursday 17 Sept	Economics I	French III			Economics I	English Literature I
Friday 18 Sept	Economics II	Philosophy I	Economics	Philosophy	Economics II	
Saturday 19 Sept	Physics I	Physics II	Environmental Science	Physics	Physics I	Physics II
Tuesday 22 Sept	German III	German II/Greek II	German		German II	English Literature II
Wednesday 23 Sept	Philosophy II			Psychology	Greek II/Russian II/ Class. Cult. & Civil. II	
Thursday 24 Sept	Theatre and Performance I	Italian II	Theatre and Performance	Italian	Computing I	Italian I
Friday 25 Sept	Computing I/Info Tech I	Italian III	Computing/Info Tech		Computing II	Italian II
Saturday 26 Sept	Religious Knowledge I	Religious Knowledge II	Religious Knowledge		Religious Knowledge I	Religious Knowledge II
Monday 28 Sept	Computing II/Info Tech II	Italian IV				Social Studies I
Tuesday 29 Sept	Theatre and Performance II	Chemistry I				Social Studies II
Wednesday 30 Sept	Art III	Chemistry II		Chemistry	European Studies I/Textiles & Design I	Chemistry I
Thursday 1 Oct	Sociology I	Sociology II	Sociology		European Studies II/Textiles & Design II	Chemistry II
Friday 2 Oct	Sociology III	Music I (Part II)			Music II (Part I)	Art II
Saturday 3 Oct	Art I	Art II	Art		Art I	Art I (cont.)
Monday 5 Oct	Eng Draw/Graph Comm I	Eng Draw/Graph Comm II		Eng Draw & Graph Comm		Graphical Communication I
Tuesday 6 Oct	Spanish I/Latin I	Spanish II/Latin II	Spanish	Latin/Classical Studies	Spanish I/Latin I	Graphical Communication II
Wednesday 7 Oct	Spanish III	Music II (Part II)		Music (Part II)	Spanish II/Latin II	Music I (Part II)

September 2020 Special Session Timetable

MATRICULATION REGISTRATIONS

REGISTRATIONS WILL BE OPEN BETWEEN 4 MAY AND 10 MAY 2020. TO REGISTER, CANDIDATES ARE TO APPLY ONLINE ON www.um.edu.mt/matsec/apply

SEC REGISTRATIONS

REGISTRATIONS WILL BE OPEN BETWEEN 17 JULY AND 24 JULY 2020.

Advanced Matriculation

Art | All candidates

Starting points of Thematic Project Work will be published in Notices section of MATSEC website by Wednesday 12 August 2020.

Candidates are to hand in this work at the end of the AM Art Paper I (Extended Thematic Project) examination session in a folder.

Art, Computing, Information Technology, Geography, Home Economics and Human Ecology | Private Candidates

Presentation of Project by Monday 3 August 2020 at MATSEC or the Examination Centre in Victoria, Gozo

Intermediate Matriculation

Art | All candidates

Starting points of Thematic Project Work will be published in Notices section of MATSEC website by Wednesday 9 September 2020.

Candidates are to present this work on Monday 12 October 2020 from 08:00 - 12:00 or 14:00 - 16:00 at MATSEC or the Examination Centre in Victoria, Gozo.

Art, Computing, Information Technology, Systems of Knowledge | Private Candidates

Presentation of Project by Monday 3 August 2020 at MATSEC or the Examination Centre in Victoria, Gozo

Secondary Education Certificate

Art | All candidates

The General Themes will be published in the Notices section of the MATSEC website by Friday 18 September 2020.

Candidates will receive their Index Number and Venue details of Examinations in due course.

Coursework presented to MATSEC is to be collected during the week starting Monday 1 February 2021 from 08:00 - 12:00 and 14:00 - 16:00.

The MATSEC Board reserves the right to keep any of the works submitted by candidates.

Supplementary Session – 2020 Timetable

	ADVANCED MATRICULATION		INTERMEDIATE MATRICULATION	
	09:00	16:00	09:00	16:00
Friday 11 December			Group IV Subjects	Group I Subjects
Saturday 12 December			Group II Subjects	Group III Subjects
Monday 14 December		Paper I (All Subjects)	Systems of Knowledge	
Tuesday 15 December		Paper II (All Subjects)		
Wednesday 16 December		Paper III (All Subjects) (where applicable)		

ADVANCED MATRICULATION NOTICES

Subject/Paper	Date	Time
Italian		
Paper II	Monday 14 December	16:00
Paper III	Tuesday 15 December	16:00
Paper IV	Wednesday 16 December	16:00
Music		
Paper I Part II	Monday 14 December	16:00

Advanced Matriculation

Art | All candidates

Starting points of **Thematic Project Work** will be published in **Notices section of MATSEC website** by **Tuesday 3 November 2020**. Candidates are to hand in this work **at the end of the AM Art Paper I (Extended Thematic Project) examination session in a folder**.

Computing, Information Technology, Geography, Home Economics and Human Ecology | Private Candidates

Candidates who wish to update/resubmit their coursework must do so by **Thursday 12 November 2020** at **MATSEC** or the **Examination Centre in Victoria, Gozo**

Music | All candidates

TWO copies of the music composition are to be presented to **MATSEC** or the **Examinations Centre, Victoria Gozo** by **Friday 4 December** from **08:00 – 12:00** or **14:00 – 16:00**

Intermediate Matriculation

Art | All candidates

Starting points of **Thematic Project Work** will be published in **Notices section of MATSEC website** by **Saturday 14 November 2020**. Candidates are to present this work on **Monday 14 December 2020** from **08:00 – 12:00** or **14:00 – 16:00** at **MATSEC** or the **Examination Centre in Victoria, Gozo**.

Computing, Information Technology, Systems of Knowledge | Private Candidates

Candidates who wish to update/resubmit their coursework must do so by **Thursday 12 November 2020** at **MATSEC** or the **Examination Centre in Victoria, Gozo**

Music | All candidates

Only **Paper I Part II** of the paper will be held. **TWO copies of the music composition** are to be presented to **MATSEC** or the **Examinations Centre, Victoria Gozo** by **Friday 4 December** from **08:00 – 12:00** or **14:00 – 16:00**

GROUP SUBJECTS

Group I	
Maltese	Greek
Arabic	Italian
English	Latin
French	Russian
German	Spanish
Group II	
Accounting	Marketing
Classical Studies*	Philosophy
Economics	Psychology*
Geography	Religious Knowledge
History	Sociology
Group III	
Applied Mathematics (Mechanics)	Environmental Science*
Biology	Physics
Chemistry	Pure Mathematics
Group IV	
Art	Information Technology
Computing	Music
Engineering Drawing	Physical Education*
Graphical Communication	Theatre and Performance
Home Economics and Human Ecology	
Systems of Knowledge*	

*offered at Intermediate Level (IM) only

REGISTRATIONS WILL BE OPEN BETWEEN 9 NOVEMBER 2020 AND 12 NOVEMBER 2020. CANDIDATES ARE TO APPLY ONLINE ON www.um.edu.mt/matsec/apply

Coursework presented to **MATSEC** is to be collected during the week starting **Monday 1 February 2021** from **08:00 – 12:00** and **14:00 – 16:00**

The **MATSEC** Board reserves the right to keep any of the works submitted by candidates.

APPENDIX B

Combination of subjects at Advanced Matriculation level and at Intermediate Matriculation level

Statistical Report (2020): Matriculation Certificate Examinations
Table B.1: Subject combinations: AM level subjects (September Special Session)

	Accounting	Applied Maths	Arabic	Art	Biology	Chemistry	Computing	Economics	Engineering Drawing	English	French	Geography	German	Graphical Comm.	History	Home Econ.	IT	Italian	Maltese	Marketing	Music	Philosophy	Physics	Pure Maths	Religious Knowledge	Russian	Sociology	Spanish	Theatre and Perf.
Accounting	405	1	1	3	2	0	8	62	0	12	1	1	2	1	3	0	4	4	10	110	1	0	1	28	2	0	4	0	0
Applied Maths	1	7	0	0	1	1	2	0	0	0	0	0	0	0	0	0	0	0	0	0	0	0	4	6	0	0	0	0	0
Arabic	1	0	4	0	0	0	0	0	0	0	0	0	0	0	0	0	0	0	0	0	0	0	1	0	0	0	0	0	0
Art	3	0	0	70	1	0	2	0	1	21	0	1	1	4	2	1	0	2	2	13	0	4	2	0	0	1	2	1	0
Biology	2	1	0	1	562	394	0	0	0	42	1	5	0	0	2	10	2	2	20	12	0	1	24	8	2	0	19	1	0
Chemistry	0	1	0	0	394	421	0	0	0	6	0	0	1	0	3	0	0	1	3	5	0	1	13	3	0	0	5	1	0
Computing	8	2	0	2	0	0	136	1	0	6	0	0	1	0	0	0	1	2	0	5	0	10	11	96	0	0	1	2	0
Economics	62	0	0	0	0	0	1	133	0	6	2	0	2	0	0	0	4	1	4	25	0	2	0	5	1	0	8	0	0
Engineering Drawing	0	0	0	1	0	0	0	0	2	0	0	0	0	0	0	0	1	0	0	0	0	0	0	0	0	0	0	0	0
English	12	0	0	21	42	6	6	6	0	734	10	9	5	2	25	18	6	12	228	51	1	29	8	4	4	5	46	1	3
French	1	0	0	0	1	0	0	2	0	10	25	0	1	0	1	0	0	3	1	2	0	0	1	1	0	1	3	1	0
Geography	1	0	0	1	5	0	0	0	0	9	0	37	0	0	6	3	0	1	0	3	0	1	0	2	1	0	2	0	0
German	2	0	0	1	0	1	1	2	0	5	1	0	21	0	0	0	0	0	3	4	0	1	1	1	0	0	1	0	0
Graphical Comm.	1	0	0	4	0	0	0	0	0	2	0	0	0	28	0	0	2	1	0	6	0	0	6	5	0	0	0	0	0
History	3	0	0	2	2	3	0	0	0	25	1	6	0	0	65	0	0	2	5	3	0	7	0	1	1	2	8	1	0
Home Econ.	0	0	0	1	10	0	0	0	0	18	0	3	0	0	0	89	0	1	9	12	0	2	0	0	0	0	18	3	0
IT	4	0	0	0	2	0	1	4	1	6	0	0	0	2	0	0	51	0	2	20	1	2	0	8	0	0	1	0	0
Italian	4	0	0	2	2	1	2	1	0	12	3	1	0	1	2	1	0	78	9	6	0	2	0	3	2	0	3	3	0
Maltese	10	0	0	2	20	3	0	4	0	228	1	0	3	0	5	9	2	9	419	13	1	2	4	1	8	1	18	3	0
Marketing	110	0	0	13	12	5	5	25	0	51	2	3	4	6	3	12	20	6	13	484	0	9	6	10	6	1	32	0	0
Music	1	0	0	0	0	0	0	0	0	1	0	0	0	0	0	0	1	0	1	0	8	0	0	1	0	0	0	0	0
Philosophy	0	0	0	4	1	1	10	2	0	29	0	1	1	0	7	2	2	2	2	9	0	92	3	6	2	1	10	1	0
Physics	1	4	1	2	24	13	11	0	0	8	1	0	1	6	0	0	0	0	4	6	0	3	399	295	0	0	3	0	1
Pure Maths	28	6	0	0	8	3	96	5	0	4	1	2	1	5	1	0	8	3	1	10	1	6	295	501	0	0	3	1	1
Religious Knowledge	2	0	0	0	2	0	0	1	0	4	0	1	0	0	1	0	0	2	8	6	0	2	0	0	44	0	9	1	0
Russian	0	0	0	1	0	0	0	0	0	5	1	0	0	0	2	0	0	0	1	1	0	1	0	0	0	8	0	0	0
Sociology	4	0	0	2	19	5	1	8	0	46	3	2	1	0	8	18	1	3	18	32	0	10	3	3	9	0	226	2	0
Spanish	0	0	0	1	1	1	2	0	0	1	1	0	0	0	1	3	0	3	3	0	0	1	0	1	1	0	2	32	0
Theatre and Perf.	0	0	0	0	0	0	0	0	0	3	0	0	0	0	0	0	0	0	0	0	0	0	1	1	0	0	0	0	5

Table B.2: Subject combinations: IM level subjects (September Special Session)

Statistical Report (2020): Matriculation Certificate Examinations

	Accounting	Applied Maths	Arabic	Art	Biology	Chemistry	Classical Studies	Computing	Economics	Eng. Draw. & Graph. Comm.	English	Environ. Science	French	Geography	German	History	Home Econ.	IT	Italian	Latin	Maltese	Marketing	Music	Philosophy	PE	Physics	Psychology	Pure Maths	Religious Know.	Russian	Sociology	Spanish	SoK	Theatre and Perf.
Accounting	74	1	0	0	2	0	0	2	2	4	36	2	1	0	0	0	1	1	6	0	4	10	1	2	0	9	4	8	2	0	1	1	42	0
Applied Maths	1	39	0	0	1	1	0	2	1	0	21	2	2	3	1	0	0	1	0	0	0	4	0	10	2	1	6	2	0	0	2	0	29	0
Arabic	0	0	7	0	1	0	0	0	0	0	3	1	0	0	0	1	0	0	0	0	0	1	0	0	1	3	4	1	0	0	2	0	5	0
Art	0	0	0	27	1	0	1	0	0	0	7	1	0	0	0	0	0	0	0	0	1	2	0	1	0	1	6	6	0	0	0	0	20	0
Biology	2	1	1	1	326	2	10	3	3	0	83	8	5	3	1	5	17	4	6	0	7	25	2	31	30	8	164	18	16	0	31	1	206	8
Chemistry	0	1	0	0	2	41	1	1	0	0	18	3	1	3	1	2	1	0	0	0	1	2	0	1	4	11	2	3	0	0	0	27	0	
Classical Studies	0	0	0	1	10	1	51	1	1	0	14	8	0	1	1	2	1	2	1	0	0	3	0	5	0	6	9	3	1	0	3	0	34	2
Computing	2	2	0	0	3	1	1	93	1	2	58	1	3	5	0	0	0	1	0	0	2	12	1	12	0	3	9	7	6	0	2	0	65	0
Economics	2	1	0	0	3	0	1	1	56	1	26	6	1	1	1	2	1	3	2	0	3	7	0	2	1	3	4	26	4	0	4	0	41	0
Eng. Draw. & Graph. Comm.	4	0	0	0	0	0	0	2	1	105	73	4	0	7	0	3	0	0	4	0	6	18	0	13	0	0	4	3	9	0	4	1	64	0
English	36	21	3	7	83	18	14	58	26	73	1430	97	18	45	7	24	31	57	15	0	41	178	5	106	45	211	309	323	83	1	79	7	869	5
Environ. Science	2	2	1	1	8	3	8	1	6	4	97	355	10	8	5	16	12	14	17	1	19	47	1	43	22	3	99	21	30	1	59	4	218	7
French	1	2	0	0	5	1	0	3	1	0	18	10	77	1	0	1	1	0	2	0	0	7	0	8	1	10	11	13	3	0	11	0	41	0
Geography	0	3	0	0	3	3	1	5	1	7	45	8	1	87	1	2	0	0	2	0	7	4	1	4	5	12	5	15	7	0	6	0	53	0
German	0	1	0	0	1	1	1	0	1	0	7	5	0	1	35	1	0	0	0	0	0	2	0	2	0	8	10	9	0	0	4	0	20	0
History	0	0	1	0	5	2	2	0	2	3	24	16	1	2	1	75	2	0	1	1	2	5	0	3	0	5	11	9	3	0	6	0	50	0
Home Econ.	1	0	0	0	17	1	1	0	1	0	31	12	1	0	0	2	87	1	0	0	4	4	0	2	5	5	34	9	4	0	8	0	55	1
IT	1	1	0	0	4	0	2	1	3	0	57	14	0	0	0	0	1	11	2	0	4	12	0	3	0	4	5	39	1	0	5	0	87	0
Italian	6	0	0	0	6	0	1	0	2	4	15	17	2	2	0	1	0	2	83	0	3	13	0	5	2	4	13	13	1	0	4	2	43	0
Latin	0	0	0	0	0	0	0	0	0	0	0	1	0	0	0	1	0	0	0	1	0	0	0	0	0	0	0	0	0	0	0	0	1	0
Maltese	4	0	0	1	7	1	0	2	3	6	41	19	0	7	0	2	4	4	3	0	160	9	2	6	1	19	39	34	15	0	17	0	105	0
Marketing	10	4	1	2	25	2	3	12	7	18	178	47	7	4	2	5	4	12	13	0	9	404	3	26	8	42	58	64	14	0	30	1	240	1
Music	1	0	0	0	2	0	0	1	0	0	5	1	0	1	0	0	0	0	0	0	2	3	17	0	0	1	3	3	1	0	0	0	12	1
Philosophy	2	10	0	1	31	0	5	12	2	13	106	43	8	4	2	3	2	3	5	0	6	26	0	288	2	31	62	39	7	0	16	0	204	3
PE	0	2	1	0	30	1	0	0	1	0	45	22	1	5	0	0	5	0	2	0	1	8	0	2	137	16	38	17	0	1	4	1	93	1
Physics	9	1	3	1	8	4	6	3	3	0	211	3	10	12	8	5	5	4	4	0	19	42	1	31	16	449	128	39	17	1	21	1	310	4
Psychology	4	6	4	6	164	11	9	9	4	4	309	99	11	5	10	11	34	5	13	0	39	58	3	62	38	128	869	104	20	0	54	6	598	9
Pure Maths	8	2	1	6	18	2	3	7	26	3	323	21	13	15	9	9	9	39	13	0	34	64	3	39	17	39	104	643	29	0	50	6	414	3
Religious Know.	2	0	0	0	16	3	1	6	4	9	83	30	3	7	0	3	4	1	1	0	15	14	1	7	0	17	20	29	188	0	10	0	99	2
Russian	0	0	0	0	0	0	0	0	0	0	1	1	0	0	0	0	0	0	0	0	0	0	0	0	1	1	0	0	0	3	0	0	1	0
Sociology	1	2	2	0	31	0	3	2	4	4	79	59	11	6	4	6	8	5	4	0	17	30	0	16	4	21	54	50	10	0	264	2	173	1
Spanish	1	0	0	0	1	0	0	0	0	1	7	4	0	0	0	0	0	0	2	0	0	1	0	0	1	1	6	6	0	0	2	29	17	1
SoK	42	29	5	20	206	27	34	65	41	64	869	218	41	53	20	50	55	87	43	1	105	240	12	204	93	310	598	414	99	1	173	17	1954	30
Theatre and Perf.	0	0	0	0	8	0	2	0	0	0	5	7	0	0	0	0	1	0	0	0	0	1	1	3	1	4	9	3	2	0	1	1	30	36