



L-Università
ta' Malta

MATSEC
Examinations Board



Statistical Report

Matriculation Certificate Examinations 2021

FOREWARD

The year 2020/2021 was a continuation of challenges brought about by COVID-19. This is no different for the educational sector. The year will be remembered for the collaboration of all sectors in education with the aim to have a scholastic year as normal as possible. MATSEC has once again scaled up its efforts and took many initiatives in this regard.

The MATSEC Examinations Board recognised that the conditions imposed by the resurgence of COVID-19 cases in Malta posed new challenges to schooling and education. The health guidelines set by the local health authorities impinged directly on the operations of schools and MATSEC assessment. Moreover, schools were also shifting from online to physical depending on how COVID-19 affected both staff and learners. In recognition of this, MATSEC called representatives from all schools teaching at Matriculation level to review syllabi to reflect the school operations procedures. This had to be done whilst maintaining the validity and quality of MATSEC programmes and assessment.

Changes to MATSEC syllabi were made as a result of limited physical space, restrictions on group outings, and changes to lesson length, number of lessons per subject, and mode of delivery of subjects, among others. The measures freed up teaching and learning time. On the other hand, MATSEC made it imperative to highlight that although some of the assessment components were removed, it did not mean that these parts are not important to the subjects affected.

Another important measure was the shifting of the examination session later in the year. Once again, the aim of this measure was to have more time dedicated to teaching in schools. This measure did come with its own challenges to MATSEC, the Examinations Department, and receiving institutions.

All of the above could not have been accomplished without the dedication of all involved in all sectors. I would like however to thank every MATSEC staff for going the extra mile in an unprecedentedly challenging year, the examiners and also the Examinations Department which provided the essential logistical support.

The Director
MATSEC
February 2022

TABLE OF CONTENTS

EXECUTIVE SUMMARY	7
1. INTRODUCTION	9
Background	9
Administrative Information	10
Requests for Examination Access Arrangements	12
The Examination Centres	12
Coursework	13
Practical Examinations	14
Revision of Papers	15
Examiners' Reports	15
2. FIRST SESSION REGISTRATIONS	16
3. FIRST SESSION RESULTS	31
4. SECOND SESSION REGISTRATIONS	42
5. SECOND SESSION RESULTS	47
6. GENERAL STATISTICS	55
Registrations	55
Trends in Subject Choice	57
Passes in 2021	63
Revision of Papers	67
7. CONCLUSION	70
APPENDIX A	71
APPENDIX B	77

Statistical Report (2021): Matriculation Certificate Examinations

LIST OF TABLES

Table 1.1: Grade Points Awarded per Grade	10
Table 1.2: Registrations for Matriculation Examinations 2021	11
Table 1.3: Advanced Level Practical Examinations (First Session)	14
Table 1.4: Advanced Level Practical Examinations (Second Session)	14
Table 1.5: Intermediate Level Practical Examinations (First Session)	15
Table 1.6: Intermediate Level Practical Examinations (Second Session)	15
Table 2.1: Total Number of Candidates Sitting for Matriculation Examinations	16
Table 2.2: First Session Registrations by Year of Birth and Gender	16
Table 2.3: Matriculation Examination First Session Registrations by Subject and Gender	18
Table 2.4: First Session Registrations by Number of Subjects, Level and Gender	24
Table 2.5: Number of Requests for Special Arrangements by Presenting Condition	25
Table 2.6: Number of Registrations by Subject by Candidates who Requested Access Arrangements	25
Table 2.7: First Session Registrations of Matriculation Examinations Candidates by Region and Locality	27
Table 2.8: First Session Registrations for Revision of Papers	30
Table 3.1: First Session - Advanced Level Results by Subject and Gender	31
Table 3.2: First Session - Intermediate Level Results by Subject and Gender	34
Table 3.3: First Session – Results of Candidates with Examination Access Arrangements	39
Table 3.5: First Session – Summary of results of candidates with EAA and candidates without EAA	39
Table 3.5: First Session - Outcomes of Requests for Revision of Papers	40
Table 3.6: Matriculation Certificates Awarded in the First Session	41
Table 4.1: Total Number of Candidates Sitting for the Second Session	42
Table 4.2: Registrations for the Second Session by Year of Birth and Gender	43
Table 4.3: Second Session Matriculation Examination Registrations by Subject and Gender	44
Table 4.4: Second Session Intermediate Level Registrations by Number of Subjects and Gender	45
Table 4.5: Second Session Registration for Revision of Papers	46
Table 5.1: Second Session - Advanced Level Results by Subject and Gender	47
Table 5.2: Second Session - Intermediate Level Results by Subject and Gender	50
Table 5.3: Second Session – Outcomes of Requests for Revision of Papers	53
Table 5.4: Matriculation Certificates Awarded in the Second Session	53
Table 6.1: Matriculation Certificates Awarded (First and Second Sessions)	63
Table 6.2: Passes in Advanced Level Subjects (First and Second Sessions)	64
Table 6.3: Passes in Intermediate Level Subjects (First and Second Sessions)	66
Table 6.4: Percentage Applications for Revision of Papers by Year, Session and Level	67
Table 6.5: Percentage Upgrades from Revision of Papers by Year, Session and Level	69
Table B.1: Subject combinations: AM level subjects (First session)	78
Table B.2: Subject combinations: IM level subjects (First session)	80

Statistical Report (2021): Matriculation Certificate Examinations

LIST OF FIGURES

<i>Figure 2.1: AM Registration by Gender: Group 1</i>	19
<i>Figure 2.2: AM Registration by Gender: Group 2</i>	19
<i>Figure 2.3: AM Registration by Gender: Group 3</i>	20
<i>Figure 2.4: AM Registration by Gender: Group 4</i>	20
<i>Figure 2.5: IM Registration by Gender: Group 1</i>	21
<i>Figure 2.6: IM Registration by Gender: Group 2</i>	21
<i>Figure 2.7: IM Registration by Gender: Group 3</i>	22
<i>Figure 2.8: IM Registration by Gender: Group 4</i>	22
<i>Figure 2.9: AM Registration per Group by Gender</i>	23
<i>Figure 2.10: IM Registration per Group by Gender</i>	23
<i>Figure 2.11: First Session Registrations of Matriculation Examinations Candidates by Region</i>	29
<i>Figure 6.1: Total Number of Candidates Registering for Matriculation Examinations, by Year</i>	55
<i>Figure 6.2: Number of Candidates using the Second Session as a First Sit, by Year and Gender</i>	56
<i>Figure 6.3: Percentage of absent candidates in the First session, by year of examination</i>	56
<i>Figure 6.4: Number of Candidates applying for Access Arrangements from 2004 to 2021</i>	57
<i>Figure 6.5: Trends in Registrations: AM Group 1 Subjects</i>	57
<i>Figure 6.6: Trends in Registrations: AM Group 2 Subjects</i>	58
<i>Figure 6.7: Trends in Registrations: AM Group 3 Subjects</i>	58
<i>Figure 6.8: Trends in Registrations: AM Group 4 Subjects</i>	59
<i>Figure 6.9: Trends in Registrations: IM Group 1 Subjects</i>	60
<i>Figure 6.10: Trends in Registrations: IM Group 2 Subjects</i>	60
<i>Figure 6.11: Trends in Registrations: IM Group 3 Subjects</i>	61
<i>Figure 6.12: Trends in Registrations: IM Group 4 Subjects</i>	61
<i>Figure 6.13: Trends in Registrations: IM Systems of Knowledge</i>	62
<i>Figure 6.14: Percentage of the 18-year-old cohort who qualified for the Matriculation Certificate, by Year of Assessment and Gender</i>	63
<i>Figure 6.15: Percentage Applications for Revision of Papers by Year, Session and Level</i>	68
<i>Figure 6.16: Percentage Upgrades from Revision of Papers by Year, Session and Level</i>	68

LIST OF ABBREVIATIONS

ADSC – Access - Disability Support Committee (at the University of Malta)

AM – Advanced Matriculation

IM – Intermediate Matriculation

EAA – Examination Access Arrangement

MATSEC – Matriculation and Secondary Education Certificate

MQF – Malta Qualifications Framework

SBA – School Based Assessment (assessment used to evaluate candidate learning which is performed during their course and can be set by teachers, schools or the MATSEC Examinations Board depending on the case)

SEC – Secondary Education Certificate

SEC IIA – SEC Paper IIA option

SEC IIB – SEC Paper IIB option

UM – Università ta' Malta

NSO – National Statistics Office

EXECUTIVE SUMMARY

This document reports on the Matriculation Examination sessions of 2021. This year, both sessions were postponed by a month to allow more time for candidates and schools to prepare for examinations amidst interruptions caused by the Covid-19 pandemic. In addition, oral examinations were cancelled and recorded speakers were used instead of live speakers for all Matriculation level examinations while several subjects had their practical components removed, replaced with written components (for example AM Chemistry) or candidates were requested to submit recorded performances (for example AM Theatre and Performance).

This report gives an overview of the administration aspect of the examinations and then presents the registration and results data of the examination sessions held in the First (June-July) and Second (October) sessions of examination. Information of all candidates and of candidates of the 2003 cohort who turned 18 years of age in 2021 are reported as separate subgroups. It also presents some statistics from previous sessions to indicate some trends that have been developing since the Matriculation Certificate examinations were introduced in the Maltese Islands. The 2021 session is the ninth session since the change in regulations in 2012 and the third session of which candidates' registration costs were paid by the Government of Malta.

Registrations were made for 4,237 candidates (1,795 males and 2,442 females) for the First session and 2,458 candidates (1,037 males and 1,421 females) for the Second session. In total, there were 4,832 individual registrations for matriculation examinations in 2021. More candidates applied for the First session than in previous years, while fewer candidates applied for the Second session, although the total combined individual registrations remain similar to previous years. It could be that candidates erred to the side of caution, fearing that the sessions would be postponed or replaced by special sessions as had happened in 2020.

In the First session, the largest number of registrations for both Advanced and Intermediate Level examinations, 57.7% and 50.1% respectively, belonged to the 2003 cohort, the cohort that turned eighteen years of age in 2021. There were 3,902 children born in 2003 (1,956 males and 1,946 females) in the Maltese Islands, meaning that 49.4% of the 18-year-old cohort born in 2003 (41.6% of males and 57.2% of females) registered for Matriculation examinations in the First session of 2021. This marks an increase over the 41.2% reported during the registration period of the original First session last year. A more accurate estimate of this figure has been suggested in previous statistical reports and, using NSO's measures of people residing in Malta, changes this figure to 44.3% (37.0% of males and 51.8% of females). This means that more than half of females born 18-years ago registered for Matriculation examinations while males still lag behind in this statistic.

Like previous years since the change in regulations, a relatively large proportion of candidates (24.2%) used the Second session as their first attempt of 2021. In fact, the majority of candidates were 17-year-olds (45.8%). However, there were fewer candidates than previous years sitting for examinations during the Second session. Unlike Second sessions of previous years, all subjects except for Greek and Latin had registrations at both IM and AM level. With increasing number of absentees and of subjects registered for, MATSEC's examination sessions continue to become more resource savvy.

This year, 132 (69 males and 63 females) candidates applied for Examination Access Arrangements (EAAs) to access the First session of Matriculation examinations. There were 8 new registrations for EAA in the Second session.

The most popular subjects at AM level were English (776 candidates) and Maltese (535 candidates) from Group 1; Marketing (551 candidates) and Accounting (374 candidates) from Group 2; and Computing (172 candidates) and Home Economics & Human Ecology (99 candidates) from Group 4. Registrations in Group 3

Statistical Report (2021): Matriculation Certificate Examinations

subjects are, apart from Applied Mathematics, of a comparable magnitude. Although Biology (594 candidates) has the largest number of registrations, Pure Mathematics (554), Chemistry (452), and Physics (450) have similar number of candidates. On the other hand, only a few candidates register for Applied Mathematics, whether the subject is at AM or IM level. At IM level, the popularity of English (1579 candidates), Psychology (1006 candidates), Pure Mathematics (658 candidates), and PE (196 candidates) is notable in their respective groups. Registrations in most subjects, as the Matriculation Certificate itself, are marked by a higher percentage of female candidates.

Although many varying option choices are made, some subjects such as AM Chemistry and Biology; AM English and Maltese; AM Physics and Pure Mathematics; and any two of AM Accounting, Economics, and Marketing are frequently combined as AM level subjects.

The rate of absenteeism remains high since the examination were partially subsidized by the State in 2018 and became fully subsidized as from a year later. Absentees for the First session increased from 7.1% (AM) and 5.4% (IM) in 2017 to 12.1% (AM) and 14.6% (IM) in 2021. These rates of absenteeism are not noticed amongst candidates with EAA, where absentees recorded in 2021 are 2.0% (AM) and 6.8% (IM), similar to previous years. No-shows for the Second session increased from 8.2% (AM) and 5.0% (IM) in 2017 to 24.8% (AM) and 17.9% (IM) in 2021. At both AM and IM levels, and in most subjects, one notices that a smaller percentage of candidates obtained a passing grade when overall passes (Grades A to E) are considered. This decrease is likely linked to the higher rates of absent candidates.

In 2021, 1,244 candidates (475 males and 769 females) obtained the Matriculation Certificate following the First session while 224 candidates (92 males and 132 females) did so after the Second session. Thus, a total of 1,468 candidates were awarded the Matriculation Certificate in 2021, including 1,188 (450 males and 738 females) candidates from the 2003 cohort. This means that 30.4% (23.0% males and 37.9% females) of the children of that cohort qualified for the Matriculation Certificate in 2021. This value is equivalent to that recorded in previous years. This value changes to 27.3% (20.5% of males and 34.3% of females) when NSO's measures of people residing in Malta are used as estimates of the total population rather than the number of live births 18 years earlier. A total of 162 candidates (63 males and 99 females) from the 2002 cohort obtained the Matriculation Certificate in the First session, and a further 46 candidates (19 male and 27 female) obtained the Matriculation Certificate in the Second session. These are likely to be candidates who have repeated or missed an academic year. Interestingly, seven 17-year-old candidates (2 males in the First session, and 2 males and 3 females in the Second session) of the 2004 cohort qualified for the Matriculation Certificate in 2021.

The overall percentages of requests for Revision of Papers averaged 5.3% for subjects at AM Level and 2.6% for subjects at IM Level in the First session, while in the Second session they averaged 4.9% and 3.3% for AM and IM levels respectively. Of these, 1.9%, 1.5%, 0.0%, and 4.6% respectively had their grade revised.

1. INTRODUCTION

Background

The Matriculation and Secondary Education Certificate (MATSEC) Examinations Board was set up in 1991. It is responsible for external examinations at two levels: (a) the Matriculation examinations which have replaced the GCE A-levels and (b) the Secondary Education Certificate (SEC) examinations which have replaced the General Certificate of Education Ordinary Level (GCE O-level) offered by English examination boards. The MATSEC Examinations Board offers examinations at Advanced (AM) and Intermediate Matriculation (IM) levels. Some candidates may sit for an examination in single subjects while other candidates may sit for several subjects in order to qualify for the Matriculation Certificate.

The Matriculation Certificate is based on the International Baccalaureate model that maintains that students develop into more mature individuals if their studies cover both the areas of the Humanities and the Sciences. In the Matriculation Certificate qualification, subjects are divided into four groups and students must choose one subject from each of Groups 1, 2, and 3 and any other two subjects. This structure ensures that candidates choose subjects from both the Humanities and the Sciences areas. In addition, all students are obliged to sit for Systems of Knowledge, a pass in which is obligatory in order to be awarded the certificate. In this system of examinations, students normally study two subjects at Advanced level and another four at Intermediate level, including Systems of Knowledge. Some students may choose to sit for a different mix of Advanced and Intermediate examinations and this option is covered in the regulations. Although any of the subjects offered may be chosen, there are some restrictions laid out in the regulations for the award of the Matriculation Certificate (<http://www.um.edu.mt/matsec/regulations>).

The Matriculation Certificate requirements are intended to provide an opportunity for all students finishing post-secondary school education to obtain external certification for the subjects studied at school. The Matriculation Certificate is the general entry requirement into the University of Malta. In addition, certain Faculties have special course requirements in terms of the subjects needed for admission and the grades that are acceptable for further studies in particular areas. The Matriculation Certificate can be obtained over a period of five years.

The first session of the examinations is held in March-June while a second session is held in August-September. The regulations of these examinations were first published in 1994, and candidates took the examinations for the first time in 1997. These regulations were amended in 2012 to give candidates the opportunity to qualify for the Matriculation Certificate over a period of five years but the other criteria were not changed. These criteria require candidates to obtain a pass in at least one of the subjects offered in each of Groups 1, 2, and 3 and Systems of Knowledge and gain at least 44 grade points. The Certificate is issued once and it is not graded. The results of the individual subjects are graded A to E, with Grade A being the highest grade. Grade points are awarded as shown in Table 1.1.

Statistical Report (2021): Matriculation Certificate Examinations

Table 1.1: Grade Points Awarded per Grade

Grade	Grade Points Awarded	
	Advanced Level	Intermediate Level
A	30	10
B	24	8
C	18	6
D	12	4
E	6	2

In the second session, candidates are allowed to sit for one subject at Advanced level, up to a maximum of four subjects at Intermediate level – one from each of Groups 1, 2, 3 and 4 – and Systems of Knowledge. The same restrictions apply to candidates irrespective of whether they are re-sitting for the examinations or sitting for them for the first time in the second session.

The present document reports on the Matriculation examinations which took place in 2021. The report first gives an overview of the administration aspect of the examinations and then presents the registration data and results of both the first and second sessions. It also presents general statistics of the sessions which have taken place between 1998 and 2021 to indicate trends that have been developing since the Matriculation Certificate system of examinations was introduced in the Maltese islands.

Administrative Information

The following subjects were offered for examination:

Accounting	Applied Mathematics	Arabic
Art	Biology	Chemistry
Classical Studies*	Computing	Economics
Engineering Drawing**	Graphical Communication**	Engineering Drawing and Graphical Communication*
English	Environmental Science*	French
Geography	German	Greek
History	Home Economics	Information Technology
Italian	Latin	Maltese
Marketing	Music	Physical Education
Philosophy	Physics	Psychology*
Pure Mathematics	Religious Knowledge	Russian
Sociology	Spanish	Systems of Knowledge*
Theatre and Performance		
<i>*Offered at Intermediate Level only</i>		
<i>**Offered at Advanced Level only</i>		

Statistical Report (2021): Matriculation Certificate Examinations

The subjects are grouped as follows:

Group	Subjects
1	Arabic, English, French, German, Greek, Italian, Latin, Maltese, Russian, and Spanish.
2	Accounting, Classical Studies, Economics, Geography, History, Marketing, Philosophy, Psychology, Religious Knowledge, and Sociology.
3	Applied Mathematics, Biology, Chemistry, Environmental Science, Physics, and Pure Mathematics.
4	Art, Computing, Engineering Drawing, Engineering Drawing / Graphical Communication, Graphical Communication, Home Economics & Human Ecology, Information Technology, Music, Physical Education, and Theatre and Performance.
	Systems of Knowledge

The timetable for both the First and Second sessions was issued in mid-October 2020 (a copy is available as Appendix A). Registration for the First Session of examinations took place between the 11 and 22 January 2021. Late applications were received between the 28 and 29 January 2021. These registrations are typically accepted in November, but were delayed for this session to await the results of the MC December Special Session 2020. All applications were received at the Department of Examinations, Floriana and the Examinations Centre, Victoria, Gozo. They were processed by the Examinations Department, Floriana. Registration for the Second session was online and took place between the 19 and the 26 August 2021. Late applications were received on the 30 and 31 August 2021. Applications for the Second session were received and processed by MATSEC, University of Malta. For both sessions, very late registrations were accepted following the late registration period.

A total of 4,237 candidates (1,795 males and 2442 females) registered for the First session of Matriculation examinations of 2021. Of these, 838 (19.8%) candidates registered for enough examinations to obtain the Matriculation Certificate following the First session.

A total of 2,458 candidates (1,037 males and 1,421 females) sat for the Second session of Matriculation examinations of 2021. Of these, 1,863 (75.8%) candidates had sat for one or more examinations in the First session while 595 (24.2%) candidates used the Second session of 2021 as their first sit for the year. Table 1.2 below shows the number of subject registrations for the Advanced and Intermediate Matriculation examinations in 2021.

Table 1.2: Registrations for Matriculation Examinations 2021

Session	Advanced Level			Intermediate Level		
	Males	Females	Total	Males	Females	Total
First Session	1360	1836	3196	1586	2154	3740
Second Session	479	578	1057	873	1182	2055

The written examinations took place between 1 June and 10 July 2021 for the First session. Results were sent by sms and result slips on the 13 August 2021. In this session, there were 4,235 (99.7%) of

the Matriculation Examination candidates who applied to receive their results by sms. For the Second session, written examinations took place between 1 October and 12 September 2021. Results were sent on the 5 November by post and by sms for the 2,379 (96.8%) candidates who applied for the service.

Candidates were given the option to receive results by registered mail. Of the 2021 First and Second session candidates, 1,457 (34.4%) and 1,942 (79.0%) candidates applied for this option respectively.

Requests for Examination Access Arrangements

Requests for Examination Access Arrangements (EAAs) during MATSEC examinations were received during the period of registration. Candidates were required to fill in a special form available to download from the MATSEC website. This year, 132 applicants were granted EAAs for the First session after being considered by the Access Disability Support Committee of the University of Malta. Besides these candidates, for the Second session, there were eight new requests for EAAs.

The Examination Centres

The administration of the examinations in the different centres, including the running of the centres and invigilation during examinations, is the responsibility of the Examinations Department, Floriana.

Due to the social distancing regulations as part of the national mitigation measures against the Covid-19 pandemic. A total of 20 centres were used for the First session with no examinations being held abroad. These are listed below.

- G F Abela Junior College
- Giovanni Curmi Higher Secondary
- Gozo Exams Centre
- Maria Regina College Naxxar Middle School
- St Aloysius' College 6th Form
- St Gorg Preca College Secondary School Hamrun
- St Ignatius College Handaq Secondary School
- St Theresa College Middle School Birkirkara
- St Theresa College Secondary School Mrieħel
- St Thomas More College Hamrun Secondary
- Malta Visual and Performing Arts School Hamrun
- St Ignatius College Primary San Gorg Admin Centre
- St Benedict College Secondary Kirkop
- St Margaret Coll Learn Supp Centre Fortini Birgu
- St Margaret College Verdala secondary School

Statistical Report (2021): Matriculation Certificate Examinations

- St Theresa College Sta Venera Primary
- Police General Headquarters Floriana
- St Elmo Examinations Centre
- St Gorg Preca College 4th Flr Primary Valetta
- St Nicholas College Dingli Secondary School

A total of 7 centres were used for the Second session. These are shown below. Several examinations were held in Poland.

- Gozo Examinations Centre
- Giovanni Curmi Higher Secondary
- St Gorg Preca College Hamrun Secondary School
- St Aloysius College 6th Form School
- St Theresa College Imriehel Secondary School
- St Theresa College Birkirkara Middle School
- Maria Regina College, Middle School

Coursework

There were five subjects at Advanced Level with a coursework component in 2021. These were: Art, Computing, Graphical Communication, Design and, Engineering Drawing, Geography, Home Economics & Human Ecology, and Information Technology. At Intermediate Level in 2021, only Systems of Knowledge had a coursework component. The rest of the subjects which usually have a coursework component were awarded full marks for this component as part of the Covid-19 mitigation measures.

The coursework of private candidates for both Advanced and Intermediate Level subjects was to be presented to MATSEC, University of Malta or the Examinations Centre, Victoria, Gozo by the 30 April for the First session and by the 6 September 2021 for the Second session. Private candidates and a sample of school candidates were called for an interview in relation to the work presented for the coursework component of the subjects under consideration.

Practical Examinations

Practical examinations at Advanced Level were held in the following subjects: Art, Music, and Theatre and Performance Studies. For Music and Theatre and Performance, at both Advanced and Intermediate levels, instead of sitting for a live examination, candidates were requested to submit a video-recorded performance to MATSEC via DVD or Pen drive, with the recordings being in unedited one-shot format (i.e. starting with the candidates introducing themselves and proceeding directly with the performance with no pauses in between).

Table 1.7 shows the dates of these examinations (or submission of video-recorded performances) and the examination centres (or submission venues for video-recorded performances) used for the First session. Table 1.8 shows the data for the Second session for the subjects in which there were registrations.

Table 1.3: Advanced Level Practical Examinations (First Session)

Subject	Dates	Examination Centres
Art	10 July 2021	St Aloysius' College 6th Form/Gozo Examinations Centre
Music	Deadline 21 May 2021	MATSEC/Gozo Examinations Centre (Video Recording - Pendrive)
Theatre and Performance	Deadline 30 April 2021	MATSEC/Gozo Examinations Centre (Video Recording - Pendrive)

Table 1.4: Advanced Level Practical Examinations (Second Session)

Subject	Dates	Examination Centres
Art	4 October 2021	St Aloysius' College 6th Form
Music	Deadline 21st May 2021	Matsec/Gozo Examinations Centre (Video Recording - Pendrive)
Theatre and Performance	23 August – 6 September 2021	Matsec/Gozo Examinations Centre (Video Recording - Pendrive)

Practical examinations at Intermediate level were held for Art and Theatre and Performance Studies. Candidates were asked to present a video recording of their performance for both IM Art and Music as part of the Covid-19 mitigation measures. Table 1.9 shows the dates and examination centres or venues where files were to be submitted for these examinations for the First session. Table 1.10 shows the data for the Second session.

Statistical Report (2021): Matriculation Certificate Examinations

Table 1.5: Intermediate Level Practical Examinations (First Session)

Subject	Dates	Examination Centres
Art	10 July 2021	Gozo Exams Centre/St Aloysius' College 6th Form
Music	Deadline 21 May 2021	MATSEC/Gozo Examinations Centre (Video Recording - Pendrive)
Theatre and Performance	Deadline 30 April 2021	MATSEC/Gozo Examinations Centre (Video Recording - Pendrive)

Table 1.6: Intermediate Level Practical Examinations (Second Session)

Subject	Dates	Examination Centres
Art	12 October 2021	St Gorg Preca College Hamrun/Gozo Examinations Centre
Music	13 - 24 September 2021	MATSEC/Gozo Examinations Centre (Video Recording - Pendrive)
Theatre and Performance	23 August – 6 September 2021	MATSEC/Gozo Examinations Centre (Video Recording - Pendrive)

Revision of Papers

Candidates who are not satisfied with the grade awarded to them in any subject may register for the service of a Revision of Papers. Information about the registration period for this service is posted to the candidates with their result slip. For each subject, an additional examiner is appointed to review the papers of the candidates who ask for a Revision of Papers. A brief report on the candidate's performance is written in each case. This is forwarded to the candidate. A fee of €40 per Intermediate Level subject and of €45 per Advanced Level subject is paid on registration. This fee is refundable in cases where the examiners' panel recommends a change in the original grade, which can only be an upgrade.

Registration for the service of a Revision of Papers took place between 19 and the 26 August 2021 for the First session and on the 9 and 12 November 2021 for the Second session at the MATSEC Building, University of Malta. For Advanced Matriculation subjects, there were 312 registrations following the First session and 52 registrations following the Second session. For Intermediate Matriculation subjects, there were 264 registrations for a revision of paper following the First session and 109 following the Second session. These values are lower than those reported in 2020.

Examiners' Reports

For each subject, the Chairperson is required to write an Examiners' Report on the performance of the candidates in the examination. The information for this report is compiled from notes and comments made by the subject markers involved in the process. This report provides statistical data on the grades awarded and gives detailed feedback on the performance of the candidates. These reports are posted on the MATSEC website.

2. FIRST SESSION REGISTRATIONS

The total number of candidates who registered for the 2021 First session of examinations is given in Table 2.1. Candidates born in 2003 are 18 years of age by the end of the examinations in 2021. As this was the modal age at which candidates used to sit for MC examinations, the number of registrations from this cohort is given. In 2021, 45.5% of the candidates for the First session were 18-year-olds and 838 candidates (19.8%) sat for a combination of subjects which could qualify them for the Matriculation Certificate. A total of 1,035 (24.4%) of registrants were 17-year-olds.

Table 2.1: Total Number of Candidates Sitting for Matriculation Examinations

	Males	Females	Total
All Candidates	1795	2442	4237
2003 cohort	813	1114	1927
2004	441	594	1035
2002	292	382	674
Enough subjects for MC	382	456	838

Table 2.2 presents the number of registrations for the First session of Advanced and Intermediate Level examinations by year of birth and gender.

Table 2.2: First Session Registrations by Year of Birth and Gender

Year	Advanced Level			Intermediate Level		
	Males	Females	Total	Males	Females	Total
<1996	39	113	152	14	45	59
1996	4	5	9	2	4	6
1997	11	7	18	3	4	7
1998	8	16	24	6	5	11
1999	15	13	28	12	13	25
2000	38	34	72	28	35	63
2001	90	87	177	69	81	150
2002	260	323	583	239	338	577
2003	776	1067	1843	795	1079	1874
2004	118	171	289	417	550	967
2005	1	0	1	1	0	1
Total	1360	1836	3196	1586	2154	3740

The largest number of registrations for both Advanced and Intermediate Level examinations, 57.7% and 50.1% respectively, belonged to the 2003 cohort. This is the cohort that turned eighteen years of age in 2021. There were 3,902 children born in 2003 (1,956 males and 1,946 females) in the Maltese Islands¹. This means that 45.5% of the 18-year-old cohort born in 2003 (41.6% of males and 57.2% of females) registered for Matriculation examinations in 2021.

¹ National Statistics Office (2002), *Children*. National Statistics Office, Malta: Valletta.

The use of live births in calculating the percentage of 18-year-olds sitting for examinations has been questioned in the past years with the changing demography of Malta. Another measure which could replace live births is the number of people residing in Malta. The National Statistics Office (NSO) stated that there were 4,351 people (2,199 males and 2,152 females) who were born in 2003 and residing in Malta in 2021². Using the latter statistic, it would mean that 44.3% of the 18-year-old cohort (37.0% of males and 51.8% of females) registered for Matriculation examinations in the first session of 2021. While these calculations are more real as they consider emigrations, immigrations, and deaths, it is difficult to compare with the values published in earlier statistical reports.

Table 2.2 indicates that, in both Advanced and Intermediate Level examinations, there were more registrations from females than males. At Advanced Level, 57.4% of registrations were from females while at Intermediate Level, 57.6% of registrations were from females.

After the change in regulations in 2012, an increase in the candidates who sit for MC examinations at the age of 17 was noted. In the 2021 First session, there were 289 (9.0%) registrations for AM level subjects and 967 (25.9%) registrations for IM level subjects from the 2004 cohort. Moreover, there were two candidates aged 16 for the First session of 2021. Four of the candidates sitting for Matriculation examinations in 2021 were more than 60 years old, with the oldest candidate being 75 years old.

Table 2.3 on the next page provides information on the numbers of candidates, males and females, who applied for the Matriculation examinations at Advanced and Intermediate levels in the different subjects. The figures that follow present the data graphically for each group of subjects. Figures 2.1 to 2.4 present the numbers of male and female registrations per subject at Advanced (AM) level while Figures 2.5 to 2.8 present data for subjects at Intermediate (IM) level. There were no candidates for AM Engineering Drawing and Greek at both levels.

² NSO (2021), *World Population Day*. News Release 11 July 2021.

Statistical Report (2021): Matriculation Certificate Examinations

Table 2.3: Matriculation Examination First Session Registrations by Subject and Gender

Subject	Advanced Level			Intermediate Level		
	Males	Females	Total	Males	Females	Total
ACCOUNTING	166	208	374	36	31	67
APPLIED MATHS	3	1	4	26	14	40
ARABIC	2	8	10	3	4	7
ART	16	50	66	3	20	23
BIOLOGY	196	398	594	70	307	377
CHEMISTRY	158	294	452	15	24	39
CLASSICAL STUDIES				24	50	74
COMPUTING	131	41	172	65	21	86
ECONOMICS	69	62	131	43	33	76
ENG. DRAWING & GRAPH. COMM.				87	33	120
ENGLISH	220	556	776	765	814	1579
ENVIRONMENTAL SCIENCE				164	267	431
FRENCH	9	28	37	28	57	85
GEOGRAPHY	21	15	36	50	36	86
GERMAN	3	14	17	19	24	43
GRAPHICAL COMMUNICATION	17	14	31			
HISTORY	40	33	73	54	26	80
HOME ECON. & HUMAN ECOLOGY	12	87	99	20	51	71
INFORMATION TECHNOLOGY	49	12	61	104	51	155
ITALIAN	17	57	74	20	44	64
LATIN	0	1	1	1	0	1
MALTESE	149	386	535	80	106	186
MARKETING	259	292	551	227	244	471
MUSIC	4	10	14	6	6	12
PHILOSOPHY	42	53	95	132	173	305
PHYSICAL EDUCATION				125	71	196
PHYSICS	314	136	450	243	237	480
PSYCHOLOGY				272	734	1006
PURE MATHS	388	166	554	304	354	658
RELIGIOUS KNOWLEDGE	33	23	56	70	82	152
RUSSIAN	6	6	12	2	1	3
SOCIOLOGY	53	176	229	95	206	301
SPANISH	12	21	33	12	12	24
SYSTEMS OF KNOWLEDGE				860	1148	2008
THEATRE AND PERFORMANCE	3	16	19	8	30	38

Statistical Report (2021): Matriculation Certificate Examinations

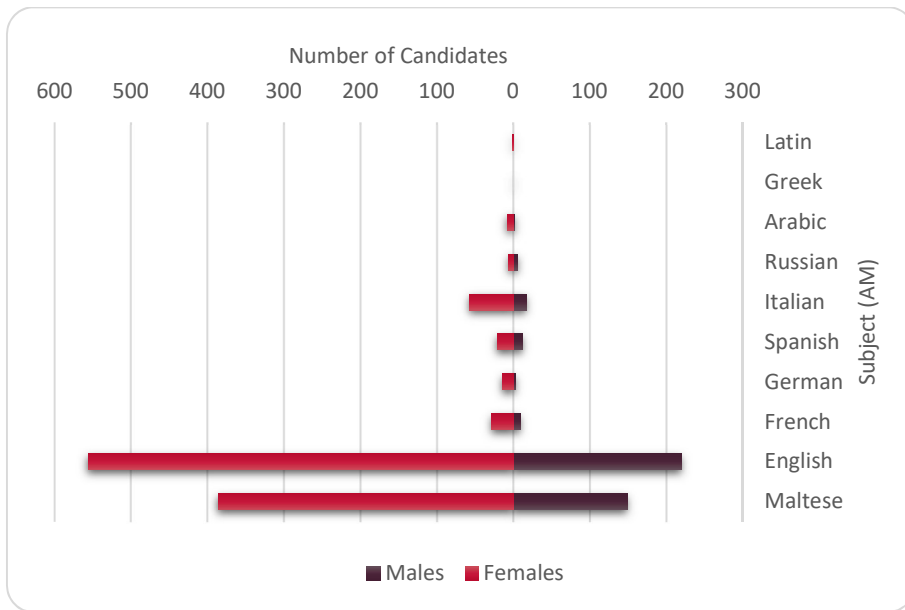


Figure 2.1: AM Registration by Gender: Group 1

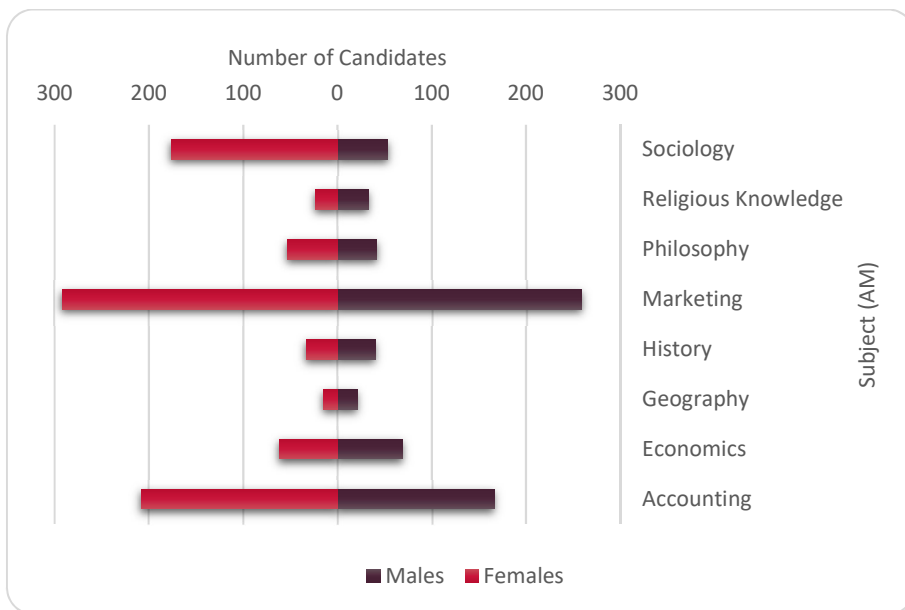


Figure 2.2: AM Registration by Gender: Group 2

Statistical Report (2021): Matriculation Certificate Examinations

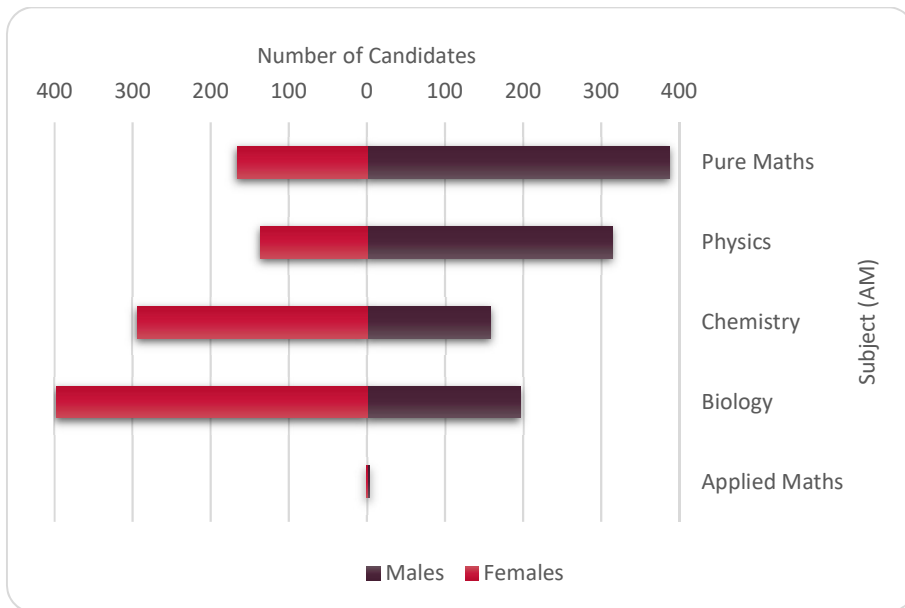


Figure 2.3: AM Registration by Gender: Group 3

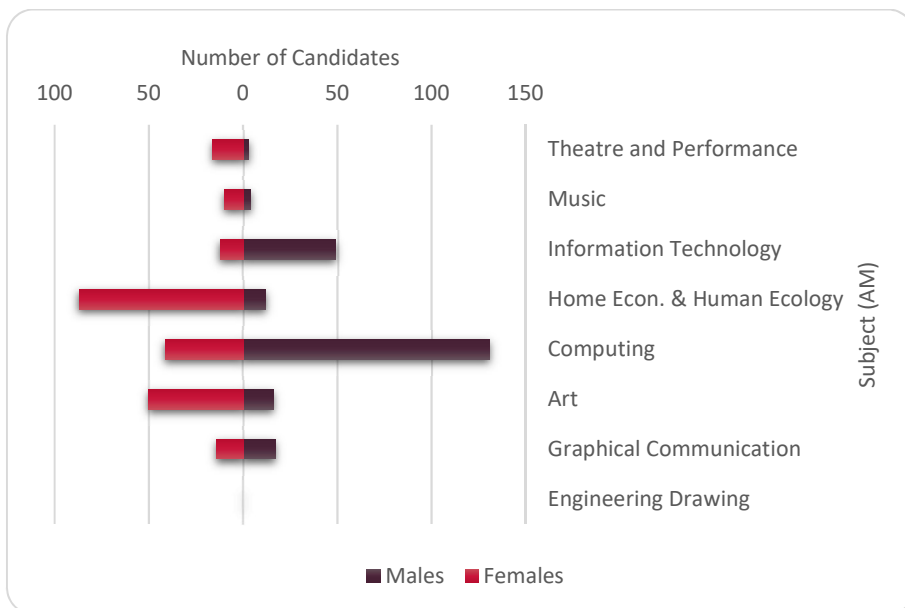


Figure 2.4: AM Registration by Gender: Group 4

Statistical Report (2021): Matriculation Certificate Examinations

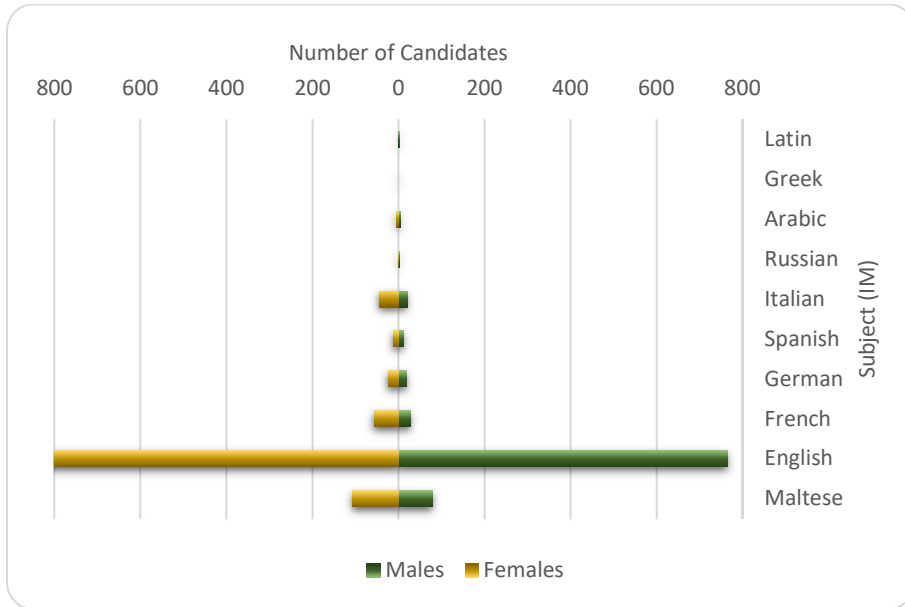


Figure 2.5: IM Registration by Gender: Group 1

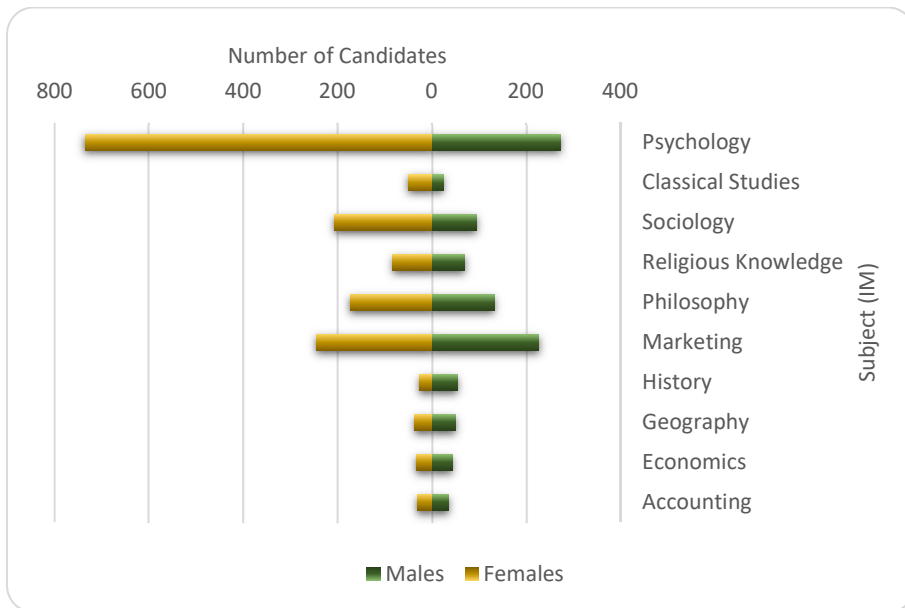


Figure 2.6: IM Registration by Gender: Group 2

Statistical Report (2021): Matriculation Certificate Examinations

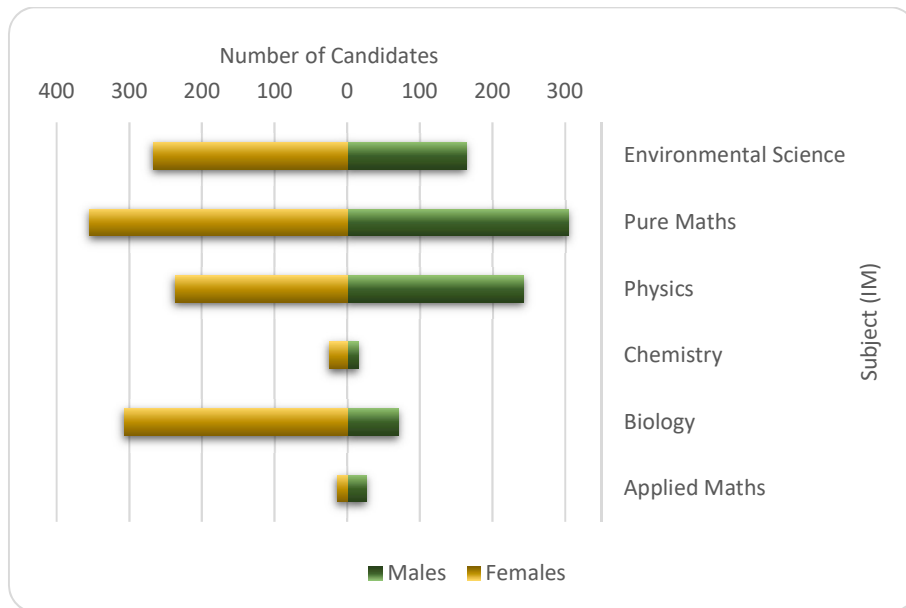


Figure 2.7: IM Registration by Gender: Group 3

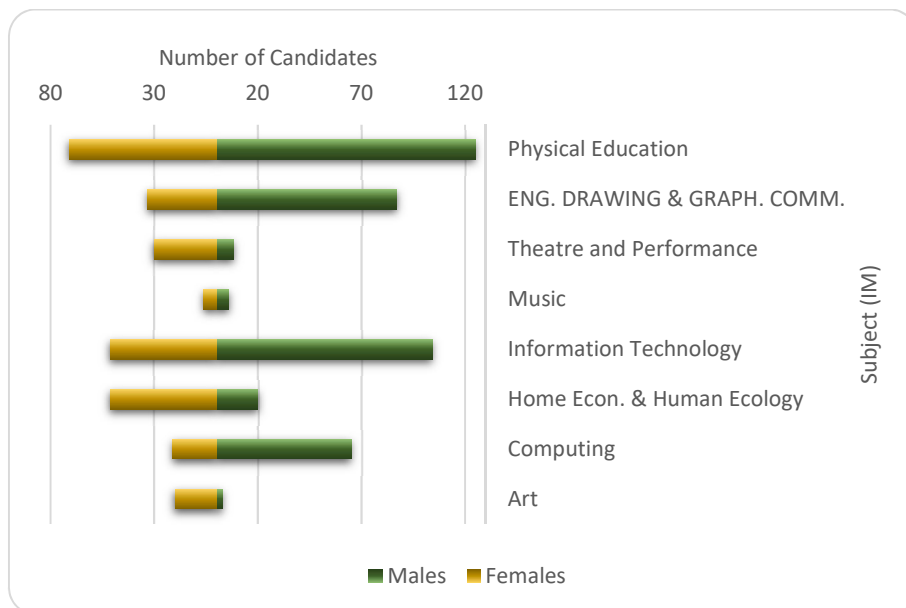


Figure 2.8: IM Registration by Gender: Group 4

The most popular subjects at AM level were English (776 candidates) and Maltese (535 candidates) from Group 1; Marketing (551 candidates) and Accounting (374 candidates) from Group 2; and Computing (172 candidates) and Home Economics & Human Ecology (99 candidates) from Group 4. Registrations in Group 3 subjects are, except for Applied Mathematics, of a comparable magnitude. Although Biology (594 candidates) has the largest number of registrations, Pure Mathematics (554), Chemistry (452), and Physics (450) have similar number of candidates. On the other hand, only a few candidates register for Applied Mathematics, whether the subject is at AM or IM level.

Statistical Report (2021): Matriculation Certificate Examinations

At IM level, the popularity of English (1579), Psychology (1006 candidates), and, to a lesser extent, PE (196 candidates) and Pure Mathematics (658) is notable in their respective groups. The disparity in number of registrations between IT and PE has decreased within their respective group.

Most subjects are marked by a higher number of female candidates. This is true for both AM and IM level examinations, however, it is more visible in subjects such as Psychology, Philosophy, Home Economics and Human Ecology, Environmental Science, Biology, Chemistry, Sociology, and Art. Languages, which together form Group 1, experience the largest gender disparity with 72.0% of candidates at AM level being female. AM Group 3 and 4 subjects experience the smallest gender disparity at AM level, with candidates being approximately equally split between males and females (51.6% and 50.2% males respectively). At IM Level, Group 1 experiences the smallest gender disparity (46.7% males).

More male candidates applied for some subjects including History, Computing, and IT at both levels, Pure Mathematics and Physics at AM level, and PE at IM level. Group 4 subjects at IM level is the only group of subjects with a larger proportion of male candidates (59.6% of registrations). Figures 2.9 and 2.10 below illustrate this information by presenting the numbers of male and female registrations per Group of subjects at Advanced (AM) and Intermediate (IM) levels respectively.

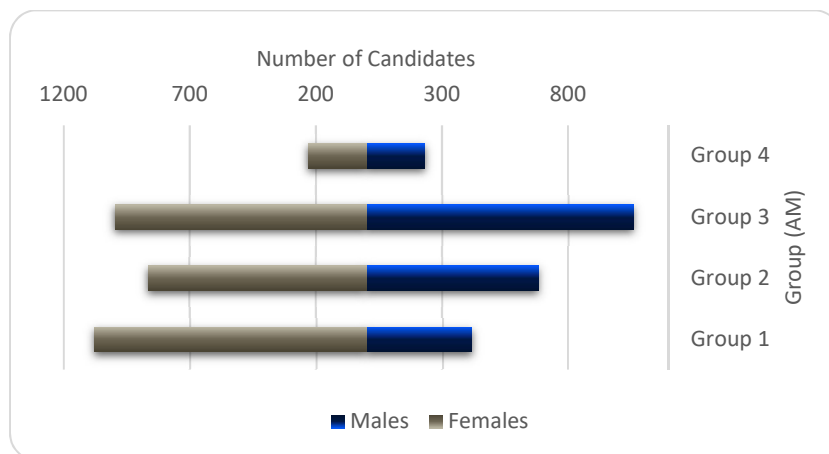


Figure 2.9: AM Registration per Group by Gender

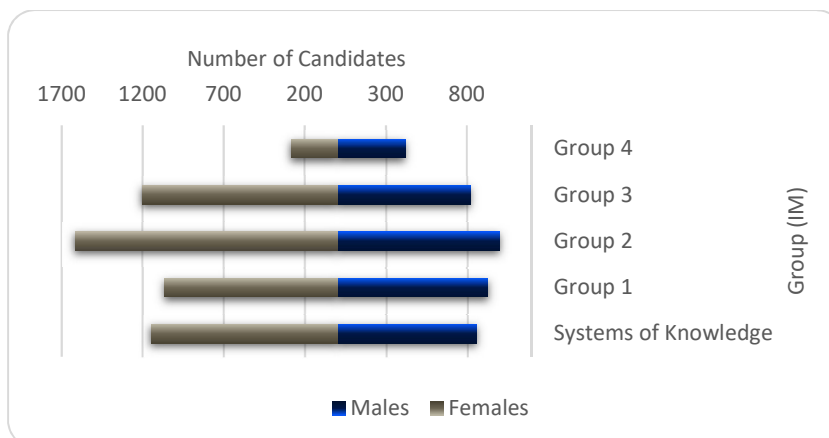


Figure 2.10: IM Registration per Group by Gender

Statistical Report (2021): Matriculation Certificate Examinations

Although the award of the Matriculation Certificate depends on passes in two subjects at Advanced Level, three at Intermediate Level, and Systems of Knowledge, several candidates do not sit for this number of examinations. Table 2.4 below provides information on the numbers of candidates, males and females, who applied for one to seven subjects at AM Level and at IM Level in the different subjects, including Systems of Knowledge.

Table 2.4: First Session Registrations by Number of Subjects, Level and Gender

Number of Subjects	Advanced Level			Intermediate Level		
	Males	Females	Total	Males	Females	Total
1	388	582	970	373	543	916
2	918	1185	2103	451	617	1068
3	49	64	113	330	479	809
4	4	5	9	398	480	878
5	1	0	1	28	33	61
6	0	0	0	5	2	7
7	0	0	0	1	0	1

Table 2.4 shows that most candidates registered for two subjects at AM level. Roughly equal number of candidates registered for three and four subjects at IM level. A significant number of candidates registered for one Advanced Level examination only, while 113 candidates attempted three Advanced Level examinations. A few candidates registered for six and even seven subjects at IM level.

The relatively small number of candidates (23.5% of IM candidates) sitting for four subjects at IM level further proves that most candidates were not aiming to obtain the Matriculation Certificate from this sit. In fact, only 19.8% of candidates registered for six subjects as required.

This year there were 132 candidates who requested examination access arrangements (EAAs) at this level. Table 2.5 shows the presenting conditions of these candidates. Although approximately equal numbers of male and female candidates register for EAAs, more males register for EAAs if these values are converted to percentages (3.8% of males as opposed to 2.6% of females). This is similar to the number of candidates who had applied during the original First Session of 2020..

It is important to point out that applications by candidates with disability were processed by the Access - Disability Support Committee of the University of Malta. This committee suggests the appropriate arrangements to enable these candidates to access the examinations. In general, special arrangements included extra time and rest periods, large print, rooms with fewer candidates, as well as special instructions to examiners, invigilators and markers.

Statistical Report (2021): Matriculation Certificate Examinations

Table 2.5: Number of Requests for Special Arrangements by Presenting Condition

Condition	M	F	Number of Candidates
ADD/ADHD	15	11	26
Autism Spectrum Disorder	15	1	16
DCD/Dyspraxia	2	1	3
Hearing Impairment	0	3	3
Last minute Injuries	3	1	4
Medical Condition	8	5	13
Mental Health	3	8	11
Mobility Problems	1	3	4
SpLD/ADHD	9	9	18
SpLD/Dyslexia	11	17	28
Visual Impairment	1	2	3
Vulnerable	1	2	3
TOTAL	69	63	132

Table 2.6 shows the number of registrations by subject at Advanced and Intermediate levels made by candidates who requested special arrangements. Subjects with no registrations at both levels are omitted from this table.

Table 2.6: Number of Registrations by Subject by Candidates who Requested Access Arrangements

Subject	AM	IM
ACCOUNTING	15	3
APPLIED MATHS	0	1
ART	1	0
BIOLOGY	17	19
CHEMISTRY	13	2
CLASSICAL STUDIES		4
COMPUTING	10	1
ECONOMICS	3	3
ENG. DRAWING & GRAPH. COMM.		5
ENGLISH	14	59
ENVIRONMENTAL SCIENCE		6
FRENCH	1	1
GEOGRAPHY	3	5
GERMAN	0	1
GRAPHICAL COMMUNICATION	1	
HISTORY	4	2
HOME ECON. & HUMAN ECOLOGY	5	3
INFORMATION TECHNOLOGY	3	6

Statistical Report (2021): Matriculation Certificate Examinations

ITALIAN	0	3
MALTESE	14	7
MARKETING	23	14
MUSIC	0	0
PHILOSOPHY	6	9
PHYSICAL EDUCATION		3
PHYSICS	17	19
PSYCHOLOGY		22
PURE MATHS	16	29
RELIGIOUS KNOWLEDGE	3	3
SOCIOLOGY	7	8
SYSTEMS OF KNOWLEDGE		58
THEATRE AND PERFORMANCE	1	1

Statistical Report (2021): Matriculation Certificate Examinations

Table 2.7 presents the number of candidates who registered for the Matriculation examinations from the different localities in Malta and Gozo. The data is grouped by locality as well as by region. Figure 2.11 graphically represents the number of candidates from the different regions. Table 2.7: First Session Registrations of Matriculation Examinations Candidates by Region and Locality

Locality	Males	Females	Total
Southern Harbour	199	324	523
Vittoriosa	4	3	7
Cospicua	10	6	16
Fgura	36	72	108
Floriana	2	5	7
Isla	7	5	12
Kalkara	7	13	20
Luqa	23	28	51
Marsa	6	15	21
Paola	15	16	31
Santa Luċija	9	9	18
Tarxien	20	48	68
Valletta	3	14	17
Xgħajra	8	9	17
Żabbar	49	81	130
Northern Harbour	482	618	1100
Birkirkara	64	111	175
Fleur-de-Lys	4	1	5
Gżira	18	26	44
Ħamrun	19	29	48
Kappara	15	20	35
Msida	27	22	49
Paceville	0	0	0
Pembroke	22	29	51
Pieta'	10	10	20
Qormi	50	61	111
San Ġiljan	27	35	62
San Ġwann	50	68	118
Santa Venera	36	31	67
Sliema	45	61	106
Swatar	23	28	51
Swieqi	64	77	141
Ta' Xbiex	8	9	17
South Eastern	284	376	660
Birżebbuġa	43	44	87
Għaxaq	19	32	51
Gudja	8	17	25
Kirkop	14	16	30

Statistical Report (2021): Matriculation Certificate Examinations

Marsascula	72	71	143
Marsaxlokk	19	24	43
Mqabba	14	27	41
Qrendi	11	11	22
Safi	6	17	23
Żejtun	33	54	87
Żurrieq	45	63	108
Western	313	391	704
Attard	69	83	152
Baħrija	9	9	18
Balzan	17	27	44
Dingli	19	19	38
Iklin	22	23	45
Lija	9	29	38
Mrieħel	1	3	4
Mtarfa	26	31	57
Rabat	41	46	87
Sigġiewi	41	60	101
Żebbuġ	59	61	120
Northern	344	494	838
Baħar iċ-Ċagħaq	7	9	16
Buġibba	3	11	14
Burmarrad	5	11	16
Għargħur	23	27	50
Madliena	12	10	22
Manikata	1	6	7
Mellieħa	38	75	113
Mdina	1	0	1
Mġarr	16	22	38
Mosta	109	133	242
Naxxar	76	103	179
Qawra	12	28	40
San Pawl il-Baħar	41	59	100
Total	1622	2203	3825

Locality	Males	Females	Total
Gozo	173	239	412
Fontana	2	7	9
Għajnsielem	8	19	27
Għarb	3	13	16
Għasri	3	6	9
Kerċem	4	13	17
Marsalforn	2	5	7
Munxar	4	12	16
Nadur	27	23	50

Statistical Report (2021): Matriculation Certificate Examinations

Qala	9	15	24
Rabat	1	0	1
San Lawrenz	7	3	10
Sannat	11	15	26
Santa Luċija	0	1	1
Victoria	32	39	71
Xagħra	34	35	69
Xewkija	16	15	31
Xlendi	2	1	3
Żebbuġ	8	17	25

The data presented in Table 2.7 is illustrated in Figure 2.11. In Malta, the largest number of registrations by region for the Matriculation Certificate comes from the Northern Harbour (26.0%) and Northern (19.8%) regions while least candidates come from Gozo (9.7%) and Southern Harbour (12.3%) regions. Most candidates come from Mosta (242 candidates), Naxxar (179 candidates), Birkirkara (175 candidates), Attard (152 candidates), Marsascala (142 candidates), Swieqi (141 candidates), and Żabbar (130 candidates). Most candidates from Gozo came from the locality of Victoria (71 candidates).

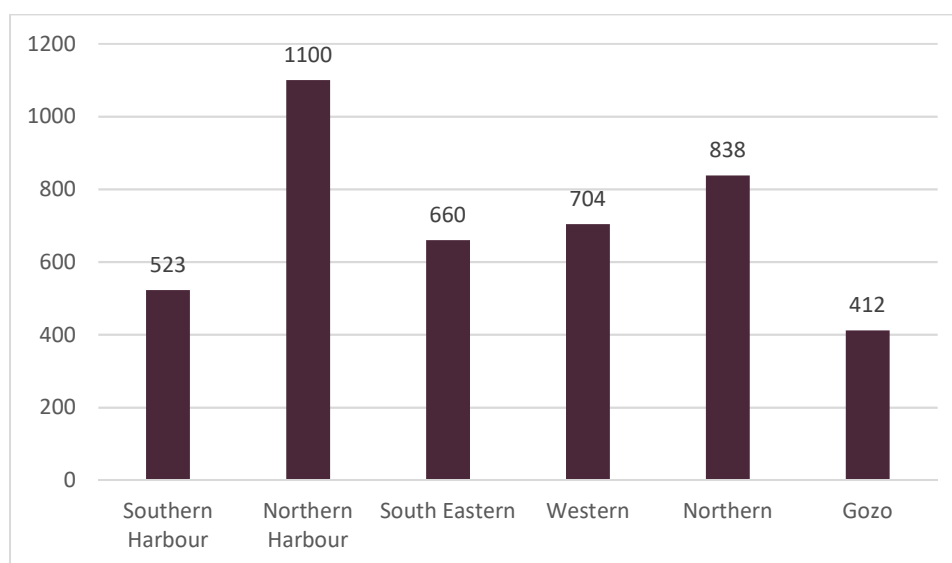


Figure 2.11: First Session Registrations of Matriculation Examinations Candidates by Region

Table 2.8 shows the number of candidates who requested a Revision of Papers following the First examination session. There were only six subjects in which requests for Revision of Papers were made at neither AM nor IM level. These four subjects are Arabic, Engineering Drawing & Graphical Communication, French, Graphical Communication, Latin, and Russian. They are omitted in the table that follows. The overall percentage of requests for a Revision of Papers was higher for subjects at Advanced level compared to Intermediate level (5.3% and 2.6% respectively). Most percentage requests at AM level were in Spanish (12.5%), Theatre and Performance (10.5%), Chemistry (9.1%),

Statistical Report (2021): Matriculation Certificate Examinations

Religious Knowledge (8.9%), and Geography (8.3%). At IM level most requests were made in Geography (5.8%), Economics (5.3%), and Theatre and Performance (5.3%). Data relating to the outcome of these requests is presented in the following section.

Table 2.8: First Session Registrations for Revision of Papers

Subject	Advanced Level			Intermediate Level		
	Registered	Requested	%	Registered	Requested	%
ACCOUNTING	374	20	5.3	67	2	3.0
APPLIED MATHS	4	0	0.0	40	1	2.5
BIOLOGY	594	38	6.4	377	14	3.7
CHEMISTRY	452	41	9.1	39	1	2.6
CLASSICAL STUDIES				74	1	1.4
COMPUTING	172	9	5.2	86	2	2.3
ECONOMICS	131	6	4.6	76	4	5.3
ENGLISH	776	45	5.8	1579	69	4.4
ENVIRONMENTAL SCIENCE				431	3	0.7
GEOGRAPHY	36	3	8.3	86	5	5.8
GERMAN	17	1	5.9	43	2	4.7
GRAPHICAL COMMUNICATION	31	0	0.0			
HISTORY	73	2	2.7	80	1	1.3
HOME ECON. & HUMAN ECOLOGY	99	2	2.0	71	2	2.8
INFORMATION TECHNOLOGY	61	1	1.6	155	8	5.2
MALTESE	535	41	7.7	186	6	3.2
MARKETING	551	18	3.3	471	15	3.2
PHILOSOPHY	95	6	6.3	305	8	2.6
PHYSICAL EDUCATION				196	2	1.0
PHYSICS	450	29	6.4	480	15	3.1
PSYCHOLOGY				1006	30	3.0
PURE MATHS	554	33	6.0	658	12	1.8
RELIGIOUS KNOWLEDGE	56	5	8.9	152	1	0.7
SOCIOLOGY	229	2	0.9	301	3	1.0
SYSTEMS OF KNOWLEDGE				2008	55	2.7
THEATRE AND PERFORMANCE	19	2	10.5	38	2	5.3
TOTAL	2684	143	5.3	6060	157	2.6

3. FIRST SESSION RESULTS

Table 3.1 presents the Advanced Level results by gender obtained in the different subjects for all candidates. Table 3.2 presents the same information for Intermediate Level results.

Table 3.1: First Session - Advanced Level Results by Subject and Gender

Subject	A	B	C	D	E	F	abs	Total
ACCOUNTING	33	60	75	49	29	71	57	374
Females	21	36	37	26	16	38	34	208
Males	12	24	38	23	13	33	23	166
APPLIED MATHS	0	0	0	0	0	0	4	4
Females	0	0	0	0	0	0	1	1
Males	0	0	0	0	0	0	3	3
ARABIC	0	2	3	1	1	0	3	10
Females	0	1	3	1	1	0	2	8
Males	0	1	0	0	0	0	1	2
ART	8	9	17	7	6	13	6	66
Females	8	6	16	5	6	6	3	50
Males	0	3	1	2	0	7	3	16
BIOLOGY	71	114	153	90	70	47	49	594
Females	51	71	104	63	38	35	36	398
Males	20	43	49	27	32	12	13	196
CHEMISTRY	53	77	119	57	48	59	39	452
Females	31	57	74	41	33	33	25	294
Males	22	20	45	16	15	26	14	158
COMPUTING	12	29	49	35	22	22	3	172
Females	4	10	11	8	5	2	1	41
Males	8	19	38	27	17	20	2	131
ECONOMICS	9	23	37	26	8	12	16	131
Females	5	12	20	14	2	1	8	62
Males	4	11	17	12	6	11	8	69
ENGLISH	13	70	274	130	99	77	113	776
Females	8	51	212	93	71	42	79	556
Males	5	19	62	37	28	35	34	220
FRENCH	6	6	7	6	4	5	3	37
Females	4	5	6	5	3	3	2	28
Males	2	1	1	1	1	2	1	9
GEOGRAPHY	2	5	9	6	8	6	0	36
Females	1	1	2	5	4	2	0	15
Males	1	4	7	1	4	4	0	21
GERMAN	3	2	5	2	2	2	1	17
Females	3	2	3	2	2	1	1	14
Males	0	0	2	0	0	1	0	3

Statistical Report (2021): Matriculation Certificate Examinations

GRAPHICAL COMMUNICATION	2	5	4	7	5	8	0	31
Females	1	3	2	1	4	3	0	14
Males	1	2	2	6	1	5	0	17
HISTORY	2	10	25	11	5	11	9	73
Females	0	6	9	3	3	5	7	33
Males	2	4	16	8	2	6	2	40
HOME ECON. & HUMAN ECOLOGY	5	15	32	21	12	12	2	99
Females	5	13	30	21	10	7	1	87
Males	0	2	2	0	2	5	1	12
INFORMATION TECHNOLOGY	3	6	19	17	5	3	8	61
Females	1	3	4	3	0	0	1	12
Males	2	3	15	14	5	3	7	49
ITALIAN	9	11	18	12	10	7	7	74
Females	7	8	16	7	7	5	7	57
Males	2	3	2	5	3	2	0	17
LATIN	0	0	0	0	0	0	1	1
Females	0	0	0	0	0	0	1	1
Males	0	0	0	0	0	0	0	0
MALTESE	24	119	167	83	44	37	61	535
Females	17	93	123	63	27	21	42	386
Males	7	26	44	20	17	16	19	149
MARKETING	32	72	129	67	46	81	124	551
Females	18	39	66	43	18	33	75	292
Males	14	33	63	24	28	48	49	259
MUSIC	4	1	3	3	1	1	1	14
Females	2	0	3	2	1	1	1	10
Males	2	1	0	1	0	0	0	4
PHILOSOPHY	4	15	19	14	13	13	17	95
Females	3	11	10	6	8	6	9	53
Males	1	4	9	8	5	7	8	42
PHYSICS	27	59	121	86	66	62	29	450
Females	9	22	44	22	19	14	6	136
Males	18	37	77	64	47	48	23	314
PURE MATHS	44	101	136	26	57	140	50	554
Females	15	41	46	2	18	31	13	166
Males	29	60	90	24	39	109	37	388
RELIGIOUS KNOWLEDGE	3	4	8	7	6	13	15	56
Females	0	4	3	2	3	6	5	23
Males	3	0	5	5	3	7	10	33
RUSSIAN	2	1	5	1	1	0	2	12
Females	1	1	3	0	0	0	1	6

Statistical Report (2021): Matriculation Certificate Examinations

	Males	1	0	2	1	1	0	1	6
SOCIOLOGY		18	39	66	29	23	7	47	229
	Females	17	33	52	23	16	5	30	176
	Males	1	6	14	6	7	2	17	53
SPANISH		2	7	3	2	5	8	6	33
	Females	0	4	3	1	5	4	4	21
	Males	2	3	0	1	0	4	2	12
THEATRE AND PERFORMANCE		3	4	3	4	0	4	1	19
	Females	3	2	3	4	0	4	0	16
	Males	0	2	0	0	0	0	1	3

Statistical Report (2021): Matriculation Certificate Examinations

Table 3.2: First Session - Intermediate Level Results by Subject and Gender

Subject	A	B	C	D	E	F	abs	Total
ACCOUNTING	6	10	15	8	5	10	13	67
Females	1	2	8	5	4	3	8	31
Males	5	8	7	3	1	7	5	36
APPLIED MATHS	4	7	3	3	2	15	6	40
Females	2	4	1	2	1	2	2	14
Males	2	3	2	1	1	13	4	26
ARABIC	1	1	2	1	0	0	2	7
Females	1	1	1	0	0	0	1	4
Males	0	0	1	1	0	0	1	3
ART	0	2	6	4	1	2	8	23
Females	0	2	6	3	1	2	6	20
Males	0	0	0	1	0	0	2	3
BIOLOGY	6	24	69	78	45	80	75	377
Females	4	19	58	56	37	67	66	307
Males	2	5	11	22	8	13	9	70
CHEMISTRY	3	3	9	3	2	9	10	39
Females	1	2	6	2	1	5	7	24
Males	2	1	3	1	1	4	3	15
CLASSICAL STUDIES	2	6	15	8	12	16	15	74
Females	2	5	9	6	6	11	11	50
Males	0	1	6	2	6	5	4	24
COMPUTING	5	17	23	9	8	12	12	86
Females	1	3	4	3	4	2	4	21
Males	4	14	19	6	4	10	8	65
ECONOMICS	1	7	19	16	6	13	14	76
Females	0	4	11	8	2	5	3	33
Males	1	3	8	8	4	8	11	43
ENG. DRAWING & GRAPH. COMM.	9	14	26	18	12	26	15	120
Females	3	5	6	2	5	8	4	33
Males	6	9	20	16	7	18	11	87
ENGLISH	26	136	469	227	168	339	214	1579
Females	14	85	258	119	78	154	106	814
Males	12	51	211	108	90	185	108	765
ENVIRONMENTAL SCIENCE	14	39	95	87	56	47	93	431
Females	11	28	51	49	40	28	60	267
Males	3	11	44	38	16	19	33	164
FRENCH	10	14	21	19	6	2	13	85
Females	7	10	13	12	5	1	9	57
Males	3	4	8	7	1	1	4	28
GEOGRAPHY	3	11	18	17	6	19	12	86

Statistical Report (2021): Matriculation Certificate Examinations

	Females	0	8	6	6	4	6	6	36
	Males	3	3	12	11	2	13	6	50
GERMAN		7	8	3	9	5	4	7	43
	Females	5	6	2	5	2	1	3	24
	Males	2	2	1	4	3	3	4	19
HISTORY		6	12	23	11	9	4	15	80
	Females	3	6	7	3	2	1	4	26
	Males	3	6	16	8	7	3	11	54
HOME ECON. & HUMAN ECOLOGY		4	11	21	11	6	5	13	71
	Females	2	9	15	8	4	4	9	51
	Males	2	2	6	3	2	1	4	20
INFORMATION TECHNOLOGY		9	15	49	33	27	7	15	155
	Females	4	6	13	11	11	1	5	51
	Males	5	9	36	22	16	6	10	104
ITALIAN		6	9	20	8	4	6	11	64
	Females	4	7	15	3	3	2	10	44
	Males	2	2	5	5	1	4	1	20
LATIN		0	1	0	0	0	0	0	1
	Females	0	0	0	0	0	0	0	0
	Males	0	1	0	0	0	0	0	1
MALTESE		4	21	45	36	28	23	29	186
	Females	3	15	25	19	13	13	18	106
	Males	1	6	20	17	15	10	11	80
MARKETING		38	62	116	55	30	83	87	471
	Females	22	34	63	29	14	41	41	244
	Males	16	28	53	26	16	42	46	227
MUSIC		2	0	2	3	0	2	3	12
	Females	1	0	0	3	0	0	2	6
	Males	1	0	2	0	0	2	1	6
PHILOSOPHY		32	36	82	36	35	36	48	305
	Females	20	18	50	16	20	20	29	173
	Males	12	18	32	20	15	16	19	132
PHYSICAL EDUCATION		15	29	46	38	20	14	34	196
	Females	6	14	18	12	4	4	13	71
	Males	9	15	28	26	16	10	21	125
PHYSICS		28	57	93	60	42	114	86	480
	Females	14	36	47	25	25	54	36	237
	Males	14	21	46	35	17	60	50	243
PSYCHOLOGY		53	95	209	126	90	220	213	1006
	Females	47	75	162	87	63	137	163	734
	Males	6	20	47	39	27	83	50	272

Statistical Report (2021): Matriculation Certificate Examinations

PURE MATHS	33	62	124	94	52	175	118	658
Females	21	42	78	47	25	89	52	354
Males	12	20	46	47	27	86	66	304
RELIGIOUS KNOWLEDGE	10	14	43	29	17	17	22	152
Females	6	10	19	16	10	9	12	82
Males	4	4	24	13	7	8	10	70
RUSSIAN	2	0	0	0	0	0	1	3
Females	1	0	0	0	0	0	0	1
Males	1	0	0	0	0	0	1	2
SOCIOLOGY	16	41	64	42	39	40	59	301
Females	14	31	43	31	23	23	41	206
Males	2	10	21	11	16	17	18	95
SPANISH	4	4	5	3	4	1	3	24
Females	3	2	2	2	1	0	2	12
Males	1	2	3	1	3	1	1	12
SYSTEMS OF KNOWLEDGE	191	292	591	344	160	338	92	2008
Females	132	186	350	185	71	171	53	1148
Males	59	106	241	159	89	167	39	860
THEATRE AND PERFORMANCE	3	4	11	5	2	11	2	38
Females	3	4	8	1	2	10	2	30
Males	0	0	3	4	0	1	0	8

Statistical Report (2021): Matriculation Certificate Examinations

One observes that, except for small entry subjects, the whole range of grades is assigned in all subjects. Candidates' performance varies between subjects. At AM level, the percentage of candidates attaining Grades A to C varies from 0% in some small entry subjects (Applied Mathematics and Latin) to 58.8% (German) and 66.7% (Russian). Overall, 49.8% of all the grades obtained within the session fall within the Grades A to C range. If taking into consideration only the results of candidates who actually sat for their examinations, this value rises to 52.0%. At IM level, the percentage of candidates attaining Grades A to C varies from 26.3% (Biology) to 66.7% (Russian), with 42.3% of the obtained grades within the examination session falling within the Grades A to C range. If taking into consideration only the results of the candidates who actually sat for their examinations, this value increases to 54.6%. Subjects with very high or low percentage of candidates obtaining Grades A to C are usually subjects with a few candidates, such as IM Latin (one candidate only) or IM Russian (three candidates).

On comparing these values with the results obtained by the candidates who registered for the original, postponed first semester of 2020, it seems that a decrease in the percentage of candidates obtaining Grades A to C was noted in most subjects at either level. The percentage of candidates obtaining Grades A to C decreased in 18 AM subjects and 16 IM subjects, while this percentage increased only in 7 AM subjects and 11 IM subjects.

For the third consecutive year following the removal of registration fees for examinations, the percentage of absent candidates has remained considerably high. On average, 12.1% of AM level candidates were absent in 2021, although this figure is lower than the 15.5% reported last year from those candidates who had originally registered for the first session and who sat for their examinations in the September Special Session. This figure stood at 7.4% in 2018, where half the examination registration fees were covered by the State, and 7.1% in 2017 when candidates paid registration fees for examinations.

This difference is notable in some subjects more than others. For example, at AM level, all registrants for AM Latin and AM Applied Mathematics were absent while more than a quarter of applicants were absent for AM Arabic (30.0%) and AM Religious Knowledge (26.8%). For IM Level, the values of absenteeism stood at 34.8% for Art, 33.3% for Russian and 28.6% for Arabic. When compared to last year, some subjects experienced a 100% increase in absentee rate – AM Sociology (from 8.6% to 20.5%) and AM Spanish (from 9.1% to 18.2%). This situation is even more evident at IM level, where all subjects recorded an increase in absenteeism. This data suggests that the introduction of government subsidized examinations in 2019 might have considerably increased the number of absent candidates.

Statistical Report (2021): Matriculation Certificate Examinations

Percentage of 2021 first session candidates attaining Grades A to C in subjects at AM level	
>90%	
>80%	
>70%	
>60%	RUSSIAN
>50%	ARABIC, ART, BIOLOGY, CHEMISTRY, COMPUTING, ECONOMICS, FRENCH, GERMAN, HISTORY, HOME ECON. & HUMAN ECOLOGY, ITALIAN, MALTESE, MUSIC, PURE MATHS, SOCIOLOGY.
>40%	ACCOUNTING, ENGLISH, GEOGRAPHY, INFORMATION TECHNOLOGY, MARKETING, PHILOSOPHY, PHYSICS,
>30%	GRAPHICAL COMMUNICATION, SPANISH.
<30%	APPLIED MATHS, RELIGIOUS KNOWLEDGE.

Percentage of 2021 first session candidates attaining Grades A to C in subjects at IM level	
>90%	LATIN
>80%	
>70%	
>60%	
>50%	ARABIC, COMPUTING, FRENCH, HISTORY, HOME ECON. & HUMAN ECOLOGY, ITALIAN.
>40%	ACCOUNTING, ENG. DRAWING & GRAPH. COMM., ENGLISH, GERMAN, INFORMATION TECHNOLOGY, MARKETING, PHILOSOPHY, PHYSICAL EDUCATION.
>30%	APPLIED MATHS, ART, CHEMISTRY, CLASSICAL STUDIES, ECONOMICS, ENVIRONMENTAL SCIENCE, GEOGRAPHY, MALTESE, MUSIC, PHYSICS, PSYCHOLOGY, PURE MATHS.
<30%	BIOLOGY

Table 3.3, shows the results of the candidates with EAA. Subjects with no registrants for EAA are omitted from this table. When comparing data in Table 3.3 with the results of all candidates in Table 3.1 and Table 3.2, one notes that both the percentage of candidates obtaining Grades A to C and the percentage of candidates being absent for examinations are lower for EAA candidates. This analysis is summarised in Table 3.4.

Statistical Report (2021): Matriculation Certificate Examinations

Table 3.3: First Session – Results of Candidates with Examination Access Arrangements

Subject	Advanced								Intermediate							
	A	B	C	D	E	F	abs	Total	A	B	C	D	E	F	abs	Total
ACCOUNTING	1	2	2	2	0	7	1	15	0	1	0	0	0	1	1	3
APPLIED MATHS	0	0	0	0	0	0	0	0	0	0	0	0	0	1	0	1
ART	0	0	0	0	0	1	0	1	0	0	0	0	0	0	0	0
BIOLOGY	2	4	1	3	4	1	2	17	0	1	1	7	2	6	2	19
CHEMISTRY	2	3	2	1	0	4	1	13	0	0	1	0	0	1	0	2
CLASSICAL STUDIES									0	1	0	1	1	0	1	4
COMPUTING	0	0	2	5	2	1	0	10	0	0	1	0	0	0	0	1
ECONOMICS	0	1	1	0	1	0	0	3	0	0	0	0	0	1	2	3
ENG. DRAWING & GRAPH. COMM.									0	0	0	3	0	2	0	5
ENGLISH	0	1	5	4	1	3	0	14	1	4	16	8	7	18	5	59
ENVIRONMENTAL SCIENCE									1	1	2	1	0	1	0	6
FRENCH	0	1	0	0	0	0	0	1	0	0	0	1	0	0	0	1
GEOGRAPHY	1	0	2	0	0	0	0	3	0	1	0	1	0	3	0	5
GERMAN	0	0	0	0	0	0	0	0	0	0	0	0	1	0	0	1
GRAPHICAL COMMUNICATION	0	0	0	0	1	0	0	1								
HISTORY	0	0	3	1	0	0	0	4	1	0	0	1	0	0	0	2
HOME ECON. & HUMAN ECOLOGY	0	0	4	1	0	0	0	5	0	0	1	2	0	0	0	3
INFORMATION TECHNOLOGY	1	0	0	0	0	1	1	3	0	0	1	2	3	0	0	6
ITALIAN	0	0	0	0	0	0	0	0	0	0	1	1	0	1	0	3
MALTESE	1	2	4	1	1	4	1	14	0	1	1	1	4	0	0	7
MARKETING	3	4	3	3	2	8	0	23	1	1	2	1	3	3	3	14
MUSIC	0	0	0	0	0	0	0	0	0	0	0	0	0	0	0	0
PHILOSOPHY	0	1	1	1	0	1	2	6	1	0	2	2	1	2	1	9
PHYSICAL EDUCATION									0	0	0	2	1	0	0	3
PHYSICS	2	1	6	1	3	3	1	17	1	3	4	1	1	8	1	19
PSYCHOLOGY									4	2	4	1	3	6	2	22
PURE MATHS	3	0	3	1	1	7	1	16	1	2	5	4	5	8	4	29
RELIGIOUS KNOWLEDGE	0	0	1	1	0	0	1	3	0	1	1	0	0	1	0	3
SOCIOLOGY	1	3	2	0	0	0	1	7	0	1	1	3	1	1	1	8
SYSTEMS OF KNOWLEDGE									5	14	14	7	10	7	1	58
THEATRE AND PERFORMANCE	0	0	0	0	0	1	0	1	0	0	1	0	0	0	0	1

Table 3.4: First Session – Summary of results of candidates with EAA and candidates without EAA

	Advanced Matriculation		Intermediate Matriculation	
	All Candidates	Candidates with EAA	All Candidates	Candidates with EAA
%A-C	49.8	46.3	42.3	36.7
%abs	12.1	6.8	14.6	8.1

Statistical Report (2021): Matriculation Certificate Examinations

Table 3.5 shows that in the 2021 First session, at Advanced level, 6 out of 312 candidates who registered for a Revision of Paper had their grades revised. This means that 1.9% of the requests resulted in a higher grade. At Intermediate level, 4 out of 264 requests had their grade revised. At this level, 1.5% of the requests resulted in an upgrade.

Table 3.5: First Session - Outcomes of Requests for Revision of Papers

Subject	Advanced Level				Intermediate Level			
	Registered	Requested	Upgraded	%	Registered	Requested	Upgraded	%
ACCOUNTING	374	20	0	0.0	67	2	0	0.0
APPLIED MATHS	4	0	0		40	1	0	0.0
ART	66	2	0	0.0	23	0	0	
BIOLOGY	594	38	0	0.0	377	14	0	0.0
CHEMISTRY	452	41	2	4.9	39	1	0	0.0
CLASSICAL STUDIES					74	1	0	0.0
COMPUTING	172	9	0	0.0	86	2	0	0.0
ECONOMICS	131	6	0	0.0	76	4	0	0.0
ENGLISH	776	45	1	2.2	1579	69	2	2.9
ENVIRONMENTAL SCIENCE					431	3	0	0.0
GEOGRAPHY	36	3	0	0.0	86	5	0	0.0
GERMAN	17	1	0	0.0	43	2	0	0.0
HISTORY	73	2	0	0.0	80	1	0	0.0
HOME ECON. & HUMAN ECOLOGY	99	2	0	0.0	71	2	0	0.0
INFORMATION TECHNOLOGY	61	1	0	0.0	155	8	0	0.0
ITALIAN	74	1	0	0.0	64	0	0	
MALTESE	535	41	1	2.4	186	6	0	0.0
MARKETING	551	18	0	0.0	471	15	1	6.7
MUSIC	14	1	0	0.0	12	0	0	
PHILOSOPHY	95	6	0	0.0	305	8	0	0.0
PHYSICAL EDUCATION					196	2	0	0.0
PHYSICS	450	29	0	0.0	480	15	0	0.0
PSYCHOLOGY					1006	30	0	0.0
PURE MATHS	554	33	0	0.0	658	12	0	0.0
RELIGIOUS KNOWLEDGE	56	5	0	0.0	152	1	1	100
SOCIOLOGY	229	2	0	0.0	301	3	0	0.0
SPANISH	33	4	2	50.0	24	0	0	
SYSTEMS OF KNOWLEDGE					2008	55	0	0.0
THEATRE AND PERFORMANCE	19	2	0	0.0	38	2	0	0.0
TOTAL		312	6	1.9		264	4	1.5

Statistical Report (2021): Matriculation Certificate Examinations

Table 3.6 presents data relating to the number of candidates awarded the Matriculation Certificate after the 2021 First examination session.

Table 3.6: Matriculation Certificates Awarded in the First Session

Cohort	Males	Females	Total
All Candidates	475	769	1244
2003 cohort	388	648	1036
2004 cohort	2	0	2
2002 cohort	63	99	162

The number of candidates being awarded the Matriculation Certificate following the First session of 2021 is larger than the number of candidates who sat for the total of six examinations required to obtain the Matriculation Certificate in this session (838). This shows that this session was not the first MC examination session for a number of candidates. The data in Table 3.6 shows that 29.4% of all First session candidates (26.5% of males and 31.5% of females) obtained the Matriculation Certificate following the First session. If only the candidates from the 2003 cohort who had registered are considered, 53.8% of candidates (47.7% of registered males and 58.2% of registered females) were awarded the Matriculation Certificate following the First session. These make up 26.6% of the children born 18 years ago (19.8% of males and 33.3% of females). This is a slight improvement over the 23.9% (19.5% males and 28.8% females) recorded from those candidates who had registered for the original First Session 2020 (which was held as part of the September Special Session 2020). Of the 838 candidates (382 males and 456 females) who sat for all the examinations required to obtain the Matriculation Certificate (two Advanced subjects, three Intermediate subjects and Systems of Knowledge) in the First session of 2021, 297 (121 males and 176 females) obtained the certificate. This are equal to 35.4% (31.7% of males and 38.6% of females) of the candidates who had sat for the necessary subjects in one sit. Again, this is a slight improvement over the candidates who registered for the original First Session 2020 where this value stood at 33.1% (35.7% males and 31.1% females).

4. SECOND SESSION REGISTRATIONS

Since 2012 the September session for Advanced and Intermediate Matriculation Level of examination is no longer a supplementary session but a separate session from the First session, with the exception of 2020 where two special sessions were held in September and December due to the Covid-19 pandemic. Thus, while candidates used to register for the Second session to re-sit examinations, other candidates have been registering for Advanced and/or Intermediate examinations for the first time. Of the 2,459 candidates registering for the Second session, 594 (24.2%) did not sit for examinations in the First session of 2021. The data in the following tables suggest that many of the latter candidates are students in their first year of post-secondary studies who take the opportunity of the amended regulations to spread the examinations in six subjects required for the award of the Matriculation Certificate over two or more. In fact, more 17-year-olds, rather than 18-year-olds, sat for examinations in the Second session of 2021. In addition, a total of 64 (23 male and 41 female) 16-year-olds, and one 14-year-old registered as well. The total number of candidates who registered for the 2021 Second session of examinations is given in Table 4.1.

Table 4.1: Total Number of Candidates Sitting for the Second Session

Cohort	Males	Females	Total
All Candidates	1037	1421	2458
2002	130	163	293
2003	336	431	767
2004	463	663	1126
2005	23	41	64
2007	0	1	1
First Sit	240	356	596

The numbers of candidates who registered for AM and IM Level examinations are given in Tables 4.2 below. The data is presented by gender and year of birth.

Table 4.2: Registrations for the Second Session by Year of Birth and Gender

Year	Advanced Level			Intermediate Level		
	Males	Females	Total	Males	Females	Total
<1998	13	36	49	4	8	12
1998	6	4	10	2	3	5
1999	5	7	12	5	7	12
2000	12	7	19	13	14	27
2001	25	30	55	20	24	44
2002	94	105	199	92	124	216
2003	228	258	486	273	339	612
2004	92	127	219	442	624	1066
2005	4	4	8	22	38	60
2006	0	0	0	0	0	0
2007	0	0	0	0	1	1
Total	479	578	1057	873	1182	2055

Table 4.2 shows that the largest number of registrations for Advanced Level examinations was made by the 2003 cohort. These are likely to be candidates who have finished their two-year course at Form VI. Most registrations from Intermediate level examinations are from the 2004 cohort. These are probably candidates who are sitting examinations following one year of their two-year course to, in the candidates' own words in previous candidate feedback questionnaires, "get them out of the way"³.

Table 4.3 below provides information on the numbers of candidates, males and females, who applied to sit for Matriculation examinations at Advanced and Intermediate levels in the different subjects in the Second session. Subjects with no registrations at either level are not shown.

³ MATSEC Support Unit (2017). *Candidates' Feedback: MATSEC 2017 Examinations*. Malta: University of Malta. Retrieved from <https://www.um.edu.mt/matsec/reports/researchreports>

Statistical Report (2021): Matriculation Certificate Examinations

Table 4.3: Second Session Matriculation Examination Registrations by Subject and Gender

Subject	Advanced Level			Intermediate Level		
	Males	Females	Total	Males	Females	Total
ACCOUNTING	41	57	98	14	15	29
APPLIED MATHS	1	0	1	7	5	12
ARABIC	0	1	1	0	3	3
ART	3	2	5	1	2	3
BIOLOGY	25	50	75	37	158	195
CHEMISTRY	16	28	44	1	11	12
CLASSICAL STUDIES				10	12	22
COMPUTING	21	5	26	25	7	32
ECONOMICS	14	3	17	22	18	40
ENG. DRAWING & GRAPH. COMM.				22	12	34
ENGLISH	42	114	156	366	395	761
ENVIRONMENTAL SCIENCE				62	92	154
FRENCH	1	6	7	8	21	29
GEOGRAPHY	2	2	4	19	14	33
GERMAN	2	6	8	6	9	15
GRAPHICAL COMMUNICATION	4	3	7			
HISTORY	8	3	11	16	8	24
HOME ECON. & HUMAN ECOLOGY	1	22	23	8	25	33
INFORMATION TECHNOLOGY	8	1	9	34	18	52
ITALIAN	3	13	16	8	15	23
LATIN	0	0	0	0	0	0
MALTESE	45	81	126	24	36	60
MARKETING	77	79	156	101	105	206
MUSIC	3	3	6	1	2	3
PHILOSOPHY	7	11	18	38	53	91
PHYSICAL EDUCATION				39	30	69
PHYSICS	48	22	70	77	99	176
PSYCHOLOGY				107	237	344
PURE MATHS	89	22	111	111	123	234
RELIGIOUS KNOWLEDGE	4	10	14	24	27	51
RUSSIAN	3	0	3	0	0	0
SOCIOLOGY	8	26	34	37	70	107
SPANISH	3	4	7	1	6	7
SYSTEMS OF KNOWLEDGE				194	247	441
THEATRE AND PERFORMANCE	0	4	4	1	3	4

In the Second session of 2021, there were registrations for all subjects at AM and IM level apart from Engineering Drawing, Greek, and Latin. This is different from previous years and could be an effect of the government's decision to fully subsidize examinations registration costs in 2019.

During the Second session, the AM level subjects with most candidates were English (156 candidates), Marketing (156 candidates), Maltese (126 candidates), Maltese (141 candidates), and Pure Mathematics (111 candidates). At IM Level, subjects with most candidates were English (761 candidates), Systems of

Statistical Report (2021): Matriculation Certificate Examinations Knowledge (442 candidates), Psychology (344 candidates), Pure Mathematics (234 candidates), and Marketing (206 candidates).

Table 4.4 shows the number of AM and IM level subjects that candidates applied for in the Second session. One should note that the Second session is a restricted session where candidates can apply for a maximum of one AM Level examination, four IM level subjects - one from each group - and Systems of Knowledge. A total of 1,057 candidates (479 males and 578 females) applied to sit for an AM Level examination in the Second session of 2021. Most candidates applied for one Intermediate Level examination.

Table 4.4: Second Session Intermediate Level Registrations by Number of Subjects and Gender

Number of Subjects	Advanced			Intermediate		
	Males	Females	Total	Males	Females	Total
1	479	578	1057	449	624	1073
2	0	0	0	319	441	760
3	0	0	0	89	96	185
4	0	0	0	13	21	34
5	0	0	0	3	0	3

Table 4.5 below shows the number of requests, by subject, made for a Revision of Papers after the publication of the Second session results. Data relating to the outcome of these requests are presented in the following section. For AM and IM Level examinations, 4.9% and 3.3% of the respective papers were revised following registrations for Revision of Papers. Subjects with no requests for Revision of Papers are omitted from the table.

Statistical Report (2021): Matriculation Certificate Examinations

Table 4.5: Second Session Registration for Revision of Papers

Subject	Advanced Level			Intermediate Level		
	Registered	Requested	%	Registered	Requested	%
ACCOUNTING	98	2	2.0	29	0	0.0
BIOLOGY	75	3	4.0	195	2	1.0
CHEMISTRY	44	3	6.8	12	0	0.0
COMPUTING	26	0	0.0	32	1	3.1
ECONOMICS	17	0	0.0	40	2	5.0
ENGLISH	156	6	3.8	761	53	7.0
ENVIRONMENTAL SCIENCE				154	1	0.6
GEOGRAPHY	4	0	0.0	33	1	3.0
GERMAN	8	3	37.5	15	0	0.0
HOME ECON. & HUMAN ECOLOGY	23	1	4.3	33	0	0.0
INFORMATION TECHNOLOGY	9	0	0.0	52	1	1.9
ITALIAN	16	0	0.0	23	1	4.3
MALTESE	126	18	14.3	60	0	0.0
MARKETING	156	6	3.8	206	2	1.0
PHILOSOPHY	18	0	0.0	91	9	9.9
PHYSICAL EDUCATION				69	3	4.3
PHYSICS	70	4	5.7	176	1	0.6
PSYCHOLOGY				344	9	2.6
PURE MATHS	111	4	3.6	234	4	1.7
RELIGIOUS KNOWLEDGE	14	1	7.1	51	0	0.0
SOCIOLOGY	34	1	2.9	107	0	0.0
SYSTEMS OF KNOWLEDGE				442	18	4.1
Total	1057	52	4.9	3300	108	3.3

Statistical Report (2021): Matriculation Certificate Examinations

5. SECOND SESSION RESULTS

The following tables present the results of the 2021 Second session of examinations. Table 5.1 and Table 5.2 respectively present the Advanced and Intermediate level results by gender. It is important to note that registrations for the Second session are restricted to a maximum of six subjects: one subject at AM level; one subject from each of Group 1, Group 2, Group 3 and Group 4 subjects at IM level; and Systems of Knowledge.

Table 5.1: Second Session - Advanced Level Results by Subject and Gender

Subject	A	B	C	D	E	F	abs	Total
ACCOUNTING	3	9	17	16	10	18	25	98
Females	1	7	7	9	9	8	16	57
Males	2	2	10	7	1	10	9	41
APPLIED MATHS	0	0	1	0	0	0	0	1
Females	0	0	0	0	0	0	0	0
Males	0	0	1	0	0	0	0	1
ARABIC	0	0	1	0	0	0	0	1
Females	0	0	1	0	0	0	0	1
Males	0	0	0	0	0	0	0	0
ART	0	1	1	1	0	2	0	5
Females	0	0	1	1	0	0	0	2
Males	0	1	0	0	0	2	0	3
BIOLOGY	0	0	11	14	12	19	19	75
Females	0	0	9	8	10	11	12	50
Males	0	0	2	6	2	8	7	25
CHEMISTRY	0	0	4	10	4	11	15	44
Females	0	0	1	6	2	8	11	28
Males	0	0	3	4	2	3	4	16
COMPUTING	0	0	7	7	5	7	0	26
Females	0	0	1	3	1	0	0	5
Males	0	0	6	4	4	7	0	21
ECONOMICS	0	0	1	5	1	1	9	17
Females	0	0	0	1	0	0	2	3
Males	0	0	1	4	1	1	7	14
ENGLISH	0	7	44	37	19	7	42	156
Females	0	4	36	21	16	6	31	114
Males	0	3	8	16	3	1	11	42
FRENCH	0	1	3	1	1	0	1	7
Females	0	1	2	1	1	0	1	6
Males	0	0	1	0	0	0	0	1
GEOGRAPHY	0	0	1	0	1	2	0	4
Females	0	0	0	0	1	1	0	2
Males	0	0	1	0	0	1	0	2
GERMAN	0	1	2	2	1	2	0	8
Females	0	0	2	1	1	2	0	6

Statistical Report (2021): Matriculation Certificate Examinations

Males	0	1	0	1	0	0	0	2
GRAPHICAL COMMUNICATION	0	0	1	3	0	2	1	7
Females	0	0	0	2	0	1	0	3
Males	0	0	1	1	0	1	1	4
HISTORY	1	0	4	3	0	1	2	11
0	0	0	0	1	0	1	1	3
Males	1	0	4	2	0	0	1	8
HOME ECON. & HUMAN ECOLOGY	1	3	6	1	3	9	0	23
Females	1	3	6	1	3	8	0	22
Males	0	0	0	0	0	1	0	1
INFORMATION TECHNOLOGY	0	0	3	1	0	3	2	9
Females	0	0	1	0	0	0	0	1
Males	0	0	2	1	0	3	2	8
ITALIAN	0	2	3	2	0	5	4	16
Females	0	2	3	1	0	4	3	13
Males	0	0	0	1	0	1	1	3
MALTESE	0	9	17	23	26	25	26	126
Females	0	8	15	13	21	10	14	81
Males	0	1	2	10	5	15	12	45
MARKETING	2	13	31	11	15	29	55	156
Females	1	5	19	7	7	13	27	79
Males	1	8	12	4	8	16	28	77
MUSIC	0	1	2	1	0	0	2	6
Females	0	1	1	0	0	0	1	3
Males	0	0	1	1	0	0	1	3
PHILOSOPHY	1	1	2	3	3	1	7	18
Females	0	1	1	2	3	0	4	11
Males	1	0	1	1	0	1	3	7
PHYSICS	0	1	13	14	16	9	17	70
Females	0	0	2	7	5	3	5	22
Males	0	1	11	7	11	6	12	48
PURE MATHS	0	4	19	6	18	44	20	111
Females	0	0	6	0	2	8	6	22
Males	0	4	13	6	16	36	14	89
RELIGIOUS KNOWLEDGE	0	0	4	2	3	0	5	14
Females	0	0	3	2	2	0	3	10
Males	0	0	1	0	1	0	2	4
RUSSIAN	0	0	3	0	0	0	0	3
Females	0	0	0	0	0	0	0	0
Males	0	0	3	0	0	0	0	3
SOCIOLOGY	2	3	7	5	2	6	9	34
Females	2	1	6	5	1	4	7	26

Statistical Report (2021): Matriculation Certificate Examinations

Males	0	2	1	0	1	2	2	8
SPANISH	0	0	0	0	4	2	1	7
Females	0	0	0	0	2	2	0	4
Males	0	0	0	0	2	0	1	3
THEATRE AND PERFORMANCE	0	0	0	3	0	1	0	4
Females	0	0	0	3	0	1	0	4
Males	0	0	0	0	0	0	0	0

Statistical Report (2021): Matriculation Certificate Examinations

Table 5.2: Second Session - Intermediate Level Results by Subject and Gender

Subject	A	B	C	D	E	F	abs	Total
ACCOUNTING	7	7	9	0	0	2	4	29
Females	5	2	4	0	0	0	4	15
Males	2	5	5	0	0	2	0	14
APPLIED MATHS	1	0	0	3	1	3	4	12
Females	0	0	0	1	0	2	2	5
Males	1	0	0	2	1	1	2	7
ARABIC	0	3	0	0	0	0	0	3
Females	0	3	0	0	0	0	0	3
Males	0	0	0	0	0	0	0	0
ART	0	0	0	0	0	2	1	3
Females	0	0	0	0	0	1	1	2
Males	0	0	0	0	0	1	0	1
BIOLOGY	1	7	30	42	29	45	41	195
Females	0	7	23	30	26	35	37	158
Males	1	0	7	12	3	10	4	37
CHEMISTRY	0	0	1	2	0	5	4	12
Females	0	0	1	2	0	4	4	11
Males	0	0	0	0	0	1	0	1
CLASSICAL STUDIES	1	2	4	1	3	4	7	22
Females	1	2	1	0	2	2	4	12
Males	0	0	3	1	1	2	3	10
COMPUTING	2	5	7	2	3	6	7	32
Females	0	2	0	1	1	2	1	7
Males	2	3	7	1	2	4	6	25
ECONOMICS	1	16	5	3	1	7	7	40
Females	0	9	0	0	0	3	6	18
Males	1	7	5	3	1	4	1	22
ENG. DRAWING & GRAPH. COMM.	1	6	4	3	2	12	6	34
Females	0	3	1	0	1	5	2	12
Males	1	3	3	3	1	7	4	22
ENGLISH	3	32	171	152	120	158	125	761
Females	2	16	92	75	63	78	69	395
Males	1	16	79	77	57	80	56	366
ENVIRONMENTAL SCIENCE	3	18	48	21	8	8	48	154
Females	2	11	26	8	6	6	33	92
Males	1	7	22	13	2	2	15	62
FRENCH	1	5	6	3	4	2	8	29
Females	0	3	5	2	4	2	5	21
Males	1	2	1	1	0	0	3	8

Statistical Report (2021): Matriculation Certificate Examinations

GEOGRAPHY	4	0	3	5	6	3	12	33
Females	3	0	0	3	3	0	5	14
Males	1	0	3	2	3	3	7	19
GERMAN	3	3	2	2	4	0	1	15
Females	3	2	1	2	1	0	0	9
Males	0	1	1	0	3	0	1	6
HISTORY	2	3	8	2	1	3	5	24
Females	1	1	1	0	1	1	3	8
Males	1	2	7	2	0	2	2	16
HOME ECON. & HUMAN ECOLOGY	0	4	8	1	10	2	8	33
Females	0	4	5	1	8	2	5	25
Males	0	0	3	0	2	0	3	8
INFORMATION TECHNOLOGY	0	3	8	13	6	9	13	52
Females	0	1	4	7	2	2	2	18
Males	0	2	4	6	4	7	11	34
ITALIAN	4	3	10	2	1	2	1	23
Females	2	3	6	2	1	1	0	15
Males	2	0	4	0	0	1	1	8
MALTESE	0	9	19	12	5	4	11	60
Females	0	6	17	5	2	2	4	36
Males	0	3	2	7	3	2	7	24
MARKETING	17	21	33	28	14	52	41	206
Females	10	10	17	15	6	19	28	105
Males	7	11	16	13	8	33	13	101
MUSIC	0	0	1	1	0	1	0	3
Females	0	0	1	0	0	1	0	2
Males	0	0	0	1	0	0	0	1
PHILOSOPHY	2	3	16	13	10	31	16	91
Females	2	1	12	8	4	15	11	53
Males	0	2	4	5	6	16	5	38
PHYSICAL EDUCATION	5	8	10	13	6	6	21	69
Females	4	4	5	5	2	1	9	30
Males	1	4	5	8	4	5	12	39
PHYSICS	11	22	34	27	12	46	24	176
Females	7	12	23	16	6	23	12	99
Males	4	10	11	11	6	23	12	77
PSYCHOLOGY	10	33	63	39	23	101	75	344
Females	7	24	46	24	17	64	55	237
Males	3	9	17	15	6	37	20	107
PURE MATHS	1	18	42	36	19	76	42	234
Females	0	10	25	17	11	37	23	123
Males	1	8	17	19	8	39	19	111

Statistical Report (2021): Matriculation Certificate Examinations

RELIGIOUS KNOWLEDGE	1	5	14	9	3	8	11	51
Females	0	2	6	6	1	4	8	27
Males	1	3	8	3	2	4	3	24
SOCIOLOGY	4	17	19	13	16	14	24	107
Females	4	9	11	9	11	8	18	70
Males	0	8	8	4	5	6	6	37
SPANISH	0	1	1	1	2	0	2	7
Females	0	0	1	1	2	0	2	6
Males	0	1	0	0	0	0	0	1
SYSTEMS OF KNOWLEDGE	11	28	121	101	45	114	21	441
Females	7	15	84	60	25	49	7	248
Males	4	13	37	41	20	65	14	194
THEATRE AND PERFORMANCE	0	0	1	0	1	2	0	4
Females	0	0	1	0	0	2	0	3
Males	0	0	0	0	1	0	0	1

Table 5.3 presents information on the outcome of the requests for Revision of Papers in the various subjects at Advanced and Intermediate Levels after the 2021 Second session results were issued.

Statistical Report (2021): Matriculation Certificate Examinations

Table 5.3: Second Session – Outcomes of Requests for Revision of Papers

Subject	Advanced Level				Intermediate Level			
	Registered	Requested	Upgraded	%	Registered	Requested	Upgraded	%
ACCOUNTING	98	2	0	0.0	29	0	0	
BIOLOGY	75	3	0	0.0	195	2	1	50.0
CHEMISTRY	44	3	0	0.0	12	0	0	
COMPUTING	26	0	0		32	1	0	0.0
ECONOMICS	17	0	0		40	2	0	0.0
ENGLISH	156	6	0	0.0	761	53	0	0.0
ENVIRONMENTAL SCIENCE					154	1	0	0.0
GEOGRAPHY	4	0	0		33	1	0	0.0
GERMAN	8	3	0	0.0	15	0	0	
HOME ECON. & HUMAN ECOLOGY	23	1	0	0.0	33	0	0	
INFORMATION TECHNOLOGY	9	0	0		52	1	0	0.0
ITALIAN	16	0	0		23	1	0	0.0
MALTESE	126	18	0	0.0	60	0	0	
MARKETING	156	6	0	0.0	206	2	0	0.0
PHILOSOPHY	18	0	0		91	9	1	11.1
PHYSICAL EDUCATION					69	3	0	0.0
PHYSICS	70	4	0	0.0	176	1	0	0.0
PSYCHOLOGY					344	9	0	0.0
PURE MATHS	111	4	0	0.0	234	4	0	0.0
RELIGIOUS KNOWLEDGE	14	1	0	0.0	51	0	0	
SOCIOLOGY	34	1	0	0.0	107	0	0	
SYSTEMS OF KNOWLEDGE					442	18	3	16.7
TOTAL	1057	52	0	0.0	3300	108	5	4.6

Following the Second session of 2021, from the 52 requests made for Revision of Paper at AM level, none (0.0%) resulted in an upgrade. From the 108 requests made at IM level, 5 resulted in an upgrade (4.6%).

Table 5.4 presents the number of the Matriculation Certificates awarded to all candidates in the Second session. Information on some cohorts is also shown.

Table 5.4: Matriculation Certificates Awarded in the Second Session

Cohort	Males	Females	Total
All Candidates	92	132	224
2002 cohort	19	27	46
2003 cohort	62	90	152
2004 cohort	2	3	5

The data in Table 5.4 shows that 224 (9.1%) of the 2,458 candidates who sat for the Second session in 2021 (8.9% of males and 9.3% of females) managed to qualify for the award of the Matriculation Certificate. However, it should be emphasised that a number of candidates sit for MC examinations but may not be

Statistical Report (2021): Matriculation Certificate Examinations

aiming to obtain the MC. Table 5.4 shows that, following the Second session, 46 candidates from the 2002 cohort were awarded the Matriculation Certificate. These might be candidates who have repeated or skipped a year during their academic journey. In addition to this, five 17-year old candidates also obtained their MC during this semester.

Thus, although the 2004 cohort makes up most of the registrations in the Second session, only a handful of these obtain the Matriculation Certificate, probably because they were not aiming to do so. While candidates from the 2002 cohort make up only 11.9% of registrants, they equal 22.9% of those being awarded the Matriculation Certificate.

6. GENERAL STATISTICS

Registrations

The 2021 session is the ninth session since the change in regulations in 2012. This year, 4,237 candidates registered for the First examination session while 2,458 candidates registered for the Second examination session. In the Second session there were 594 candidates who used this session as their first attempt. This is equivalent to 24.2% of registrations for the Second session.

In total, there were 4,831 individual registrations for MC examinations in 2021. This value is similar to those recorded following the change in regulations. An increase in candidates registering for the First session is noticeable in 2021 with a drop in candidates registering for the Second session. This is probably attributed to the uncertainties as to whether the sessions would be postponed as had happened in the previous year (2020), where candidates were not allowed to sit for the December session unless they had registered for the original First session.

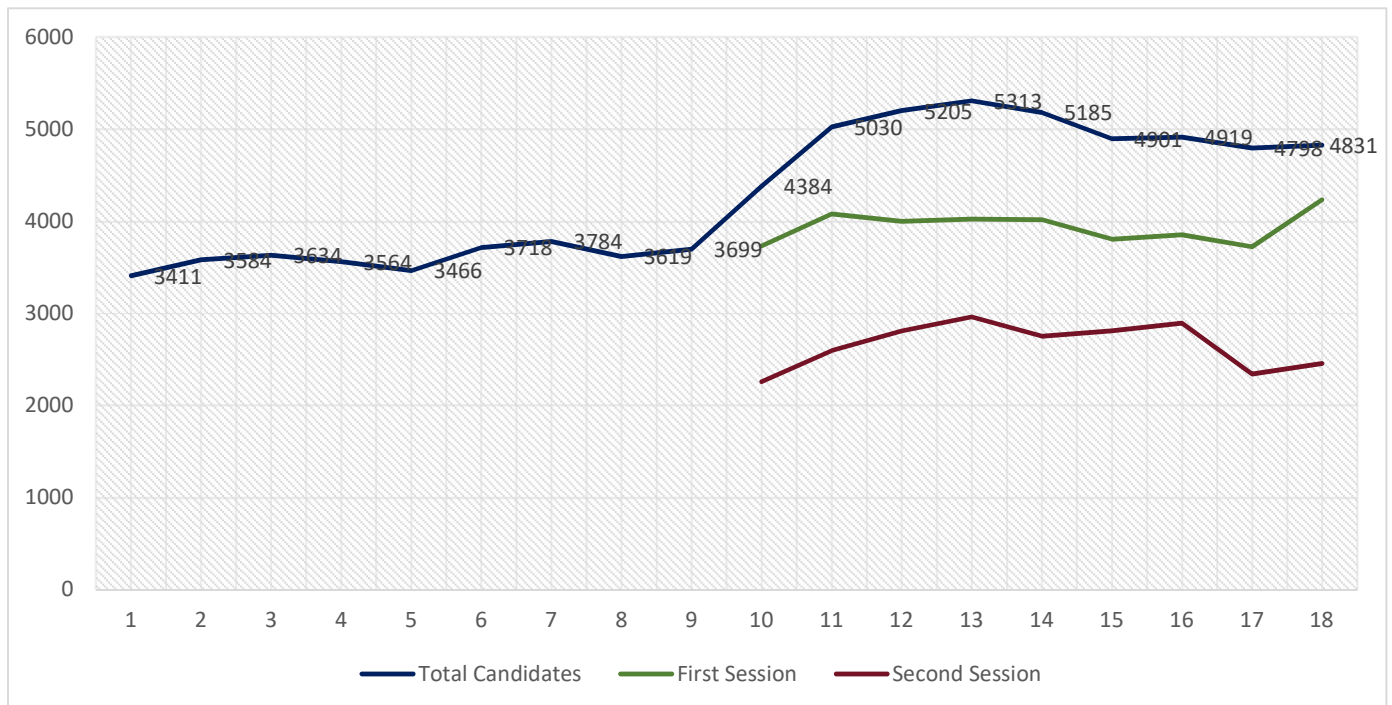


Figure 6.1: Total Number of Candidates Registering for Matriculation Examinations, by Year

Statistical Report (2021): Matriculation Certificate Examinations

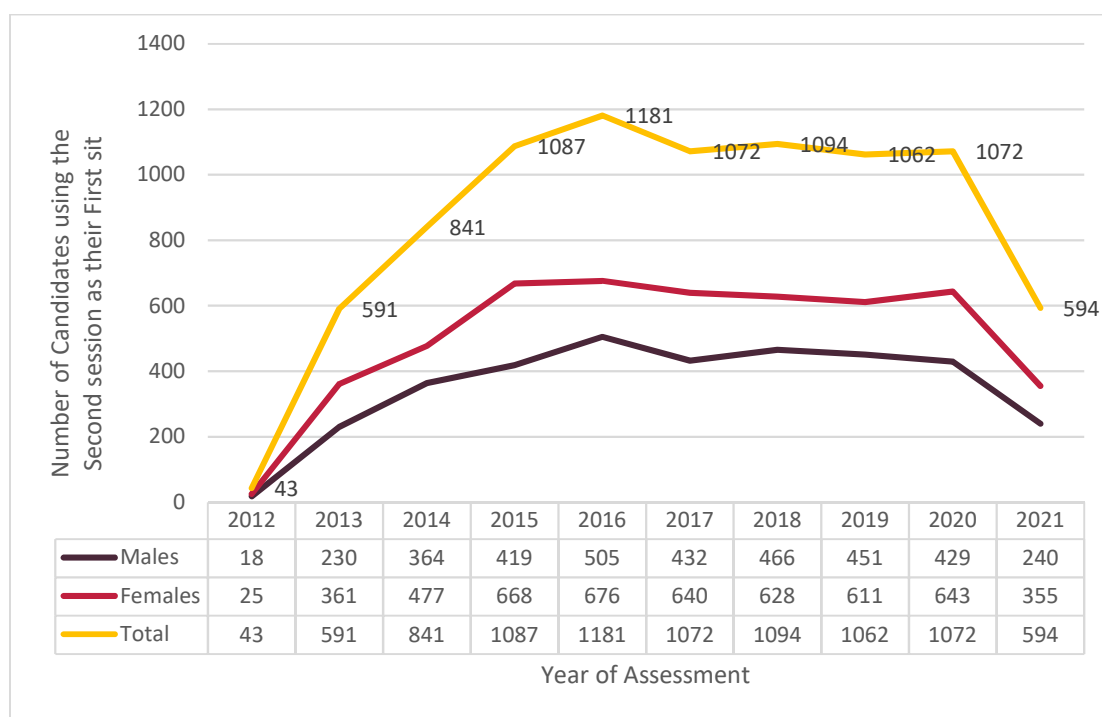


Figure 6.2: Number of Candidates using the Second Session as a First Sit, by Year and Gender

Numerous examiners reported that the percentage of absent candidates increased drastically in 2019, attributing this to the government’s full subsidy for examination registrations. The figure below shows the percentage of absent candidates in the First session of each year from 2015 to 2021. The percentage of absent candidates increased from an average of 6.8% (AM) and 4.5% (IM) between 2015 and 2018 to that of 12.1% (AM) and 14.6% (IM) in 2021.

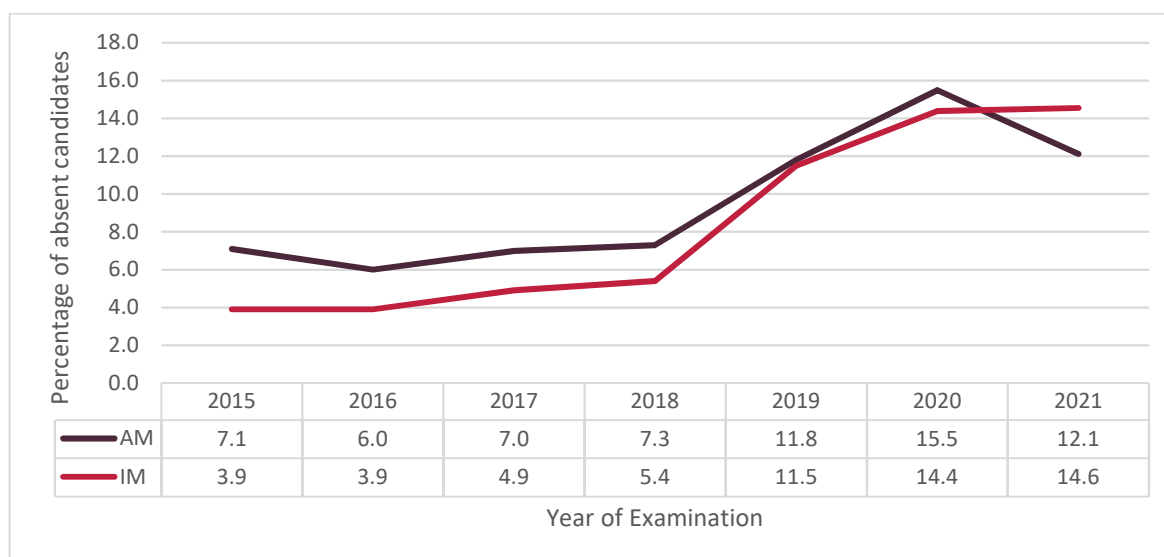


Figure 6.3: Percentage of absent candidates in the First session, by year of examination

This year, 132 candidates applied for Examination Access Arrangements to access the First session of Matriculation examinations. This is equivalent to 3.1% of the First session candidates. These requests have been increasing along the years as shown in the figure below. The past two years have seen the largest number of recorded EAA requests. Although candidates could apply for EAA as ‘vulnerable’ in light of the

Statistical Report (2021): Matriculation Certificate Examinations

Covid-19 pandemic, only three candidates applied as such. Thus, the increase in EAA requests cannot be related to the current situation.

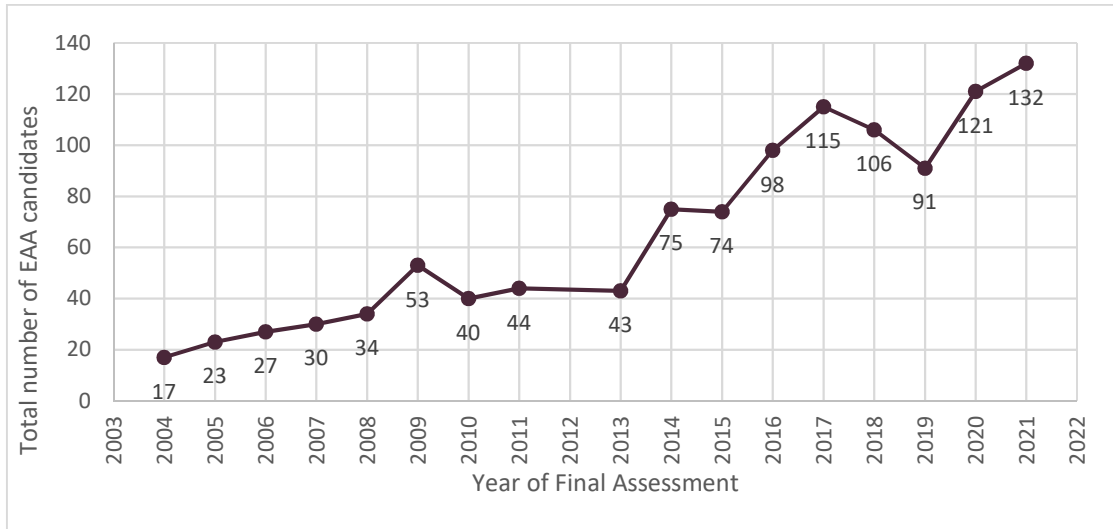


Figure 6.4: Number of Candidates applying for Access Arrangements from 2004 to 2021

Trends in Subject Choice

This section provides several plots showing how registrations in individual subjects at MC level have changed from 2008. Subject registrations are expressed as a percentage of the total number of candidates in that examination session. Only data for the first examination session in each year is presented. The four figures below present the registration data for the subjects at AM level.

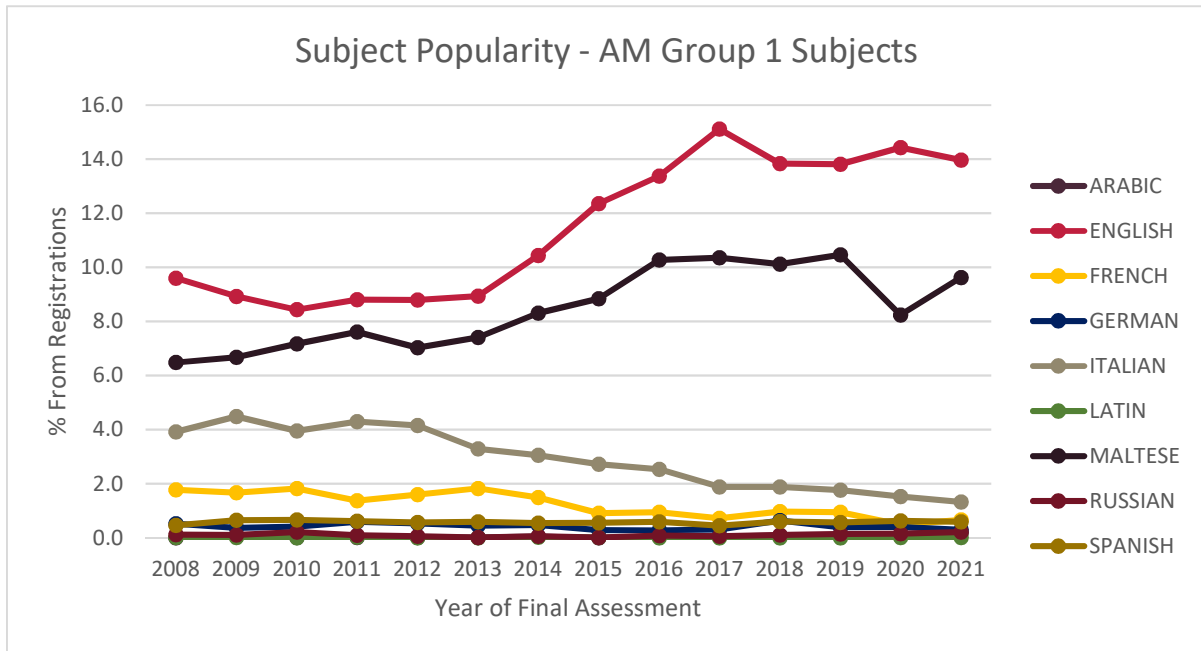


Figure 6.5: Trends in Registrations: AM Group 1 Subjects

Statistical Report (2021): Matriculation Certificate Examinations

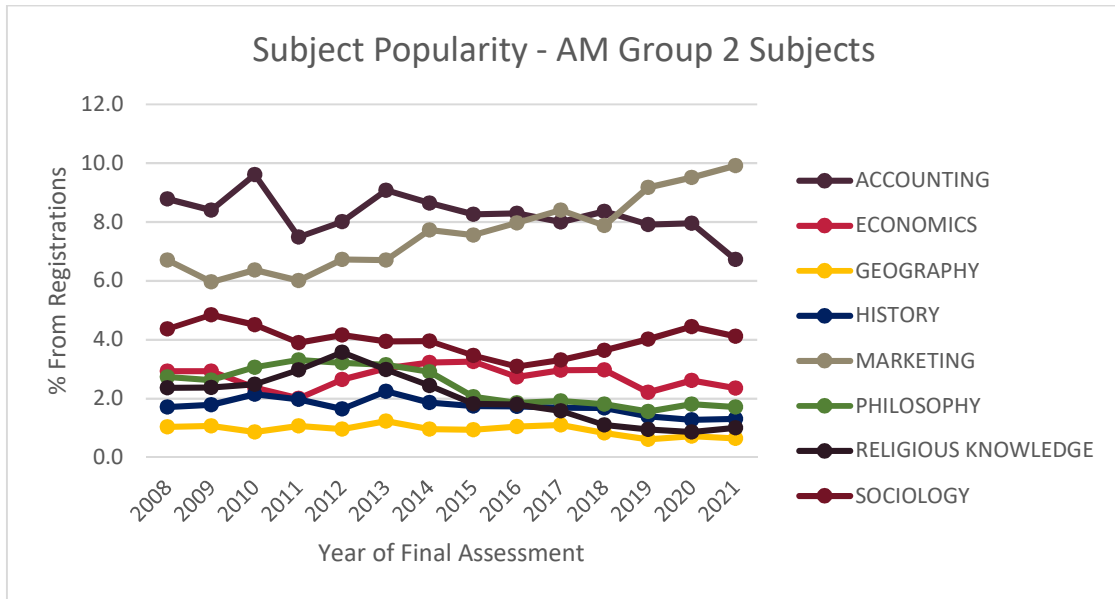


Figure 6.6: Trends in Registrations: AM Group 2 Subjects

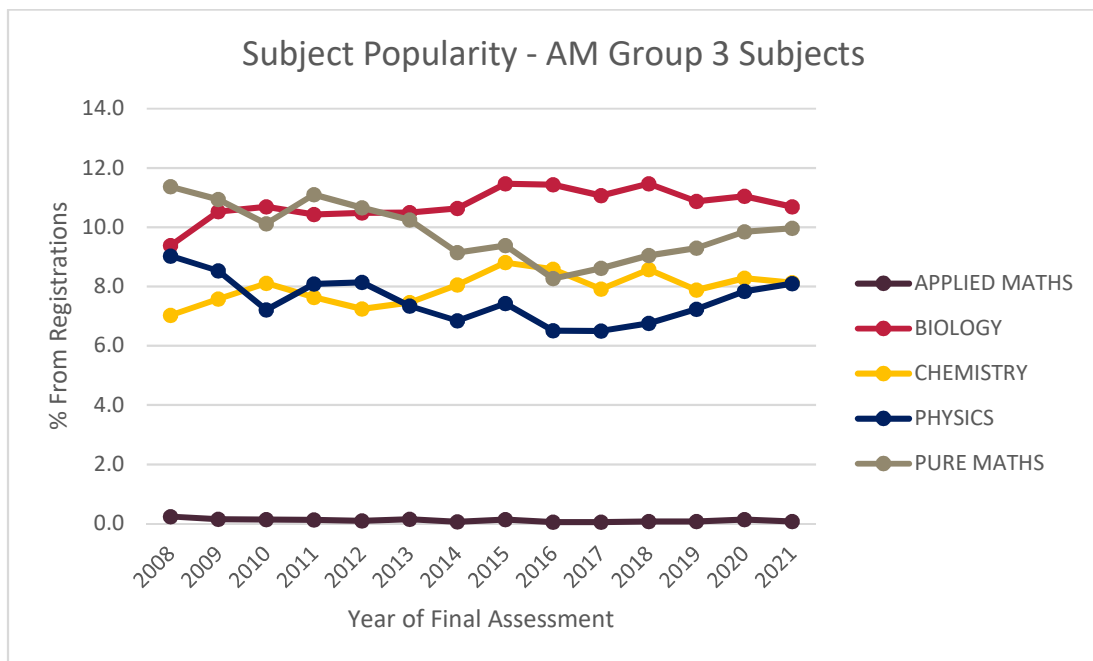


Figure 6.7: Trends in Registrations: AM Group 3 Subjects

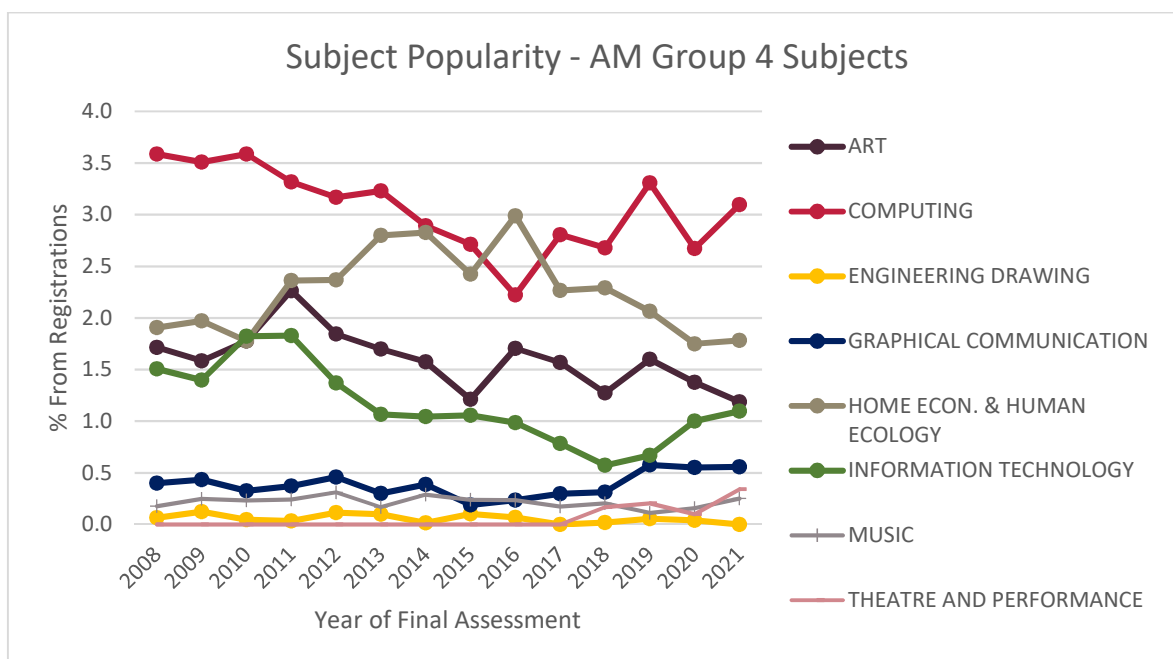


Figure 6.8: Trends in Registrations: AM Group 4 Subjects

From the figures above, the following trends are noted:

- The two national languages remain to be the most popular subjects at AM level. While the popularity of AM English decreased slightly since 2017, this is coupled with an increase in candidates taking the subject at IM level. Regarding AM Maltese, after a noticeable drop in registrations last year, the number of registrations is again close to the average of the previous years.
- The popularity of Group 2 subjects is generally lower than that of Group 1 and Group 3 subjects. The popularity of most subjects at this level is fairly constant; however a noticeable trend of candidates opting for AM Marketing can be observed. This is the third consecutive year where there is an increasing number of candidates opting for the subject (7.9% in 2018, 9.2% in 2019, 9.5% in 2020 and 9.9% in 2021). Inversely, AM Accounting, which used to be the most popular subject in this Group, continues to drop in popularity, as from 9.6% in 2010 and 9.1% in 2013, it has since gradually dropped to 6.7% in 2021.
- There are small shifts in the popularity of Group 3 subjects. The popularity of Pure Mathematics and Physics seems to be on the increase over the years following a drop in 2016. AM Applied Mathematics remains the least popular subject in the group
- Group 4 subjects are small entry subjects. Thus, when illustrated, shifts in popularity might be inflated. AM Computing has remained the most popular subject for a number of years. The popularity of AM Information Technology has increased slightly over the last three years, bringing it on par with the values of 2013 and 2015.

Statistical Report (2021): Matriculation Certificate Examinations

The figures below present the same information but for Intermediate Matriculation level subjects.

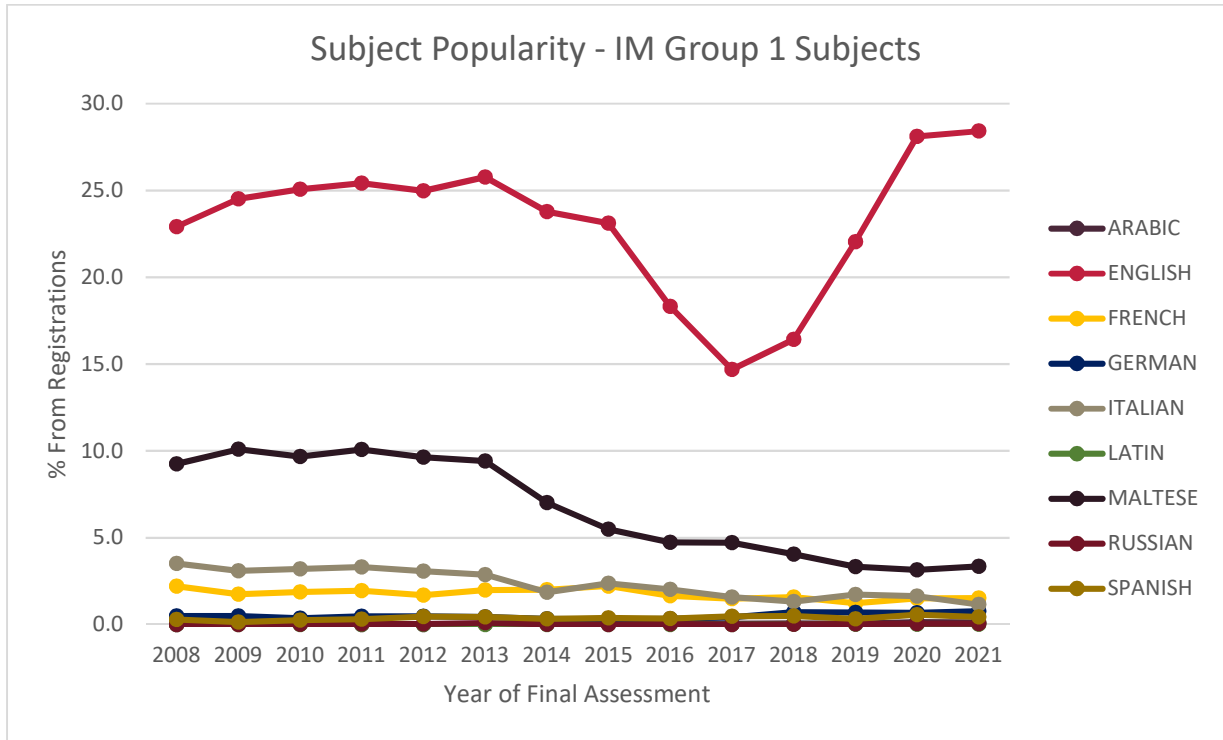


Figure 6.9: Trends in Registrations: IM Group 1 Subjects

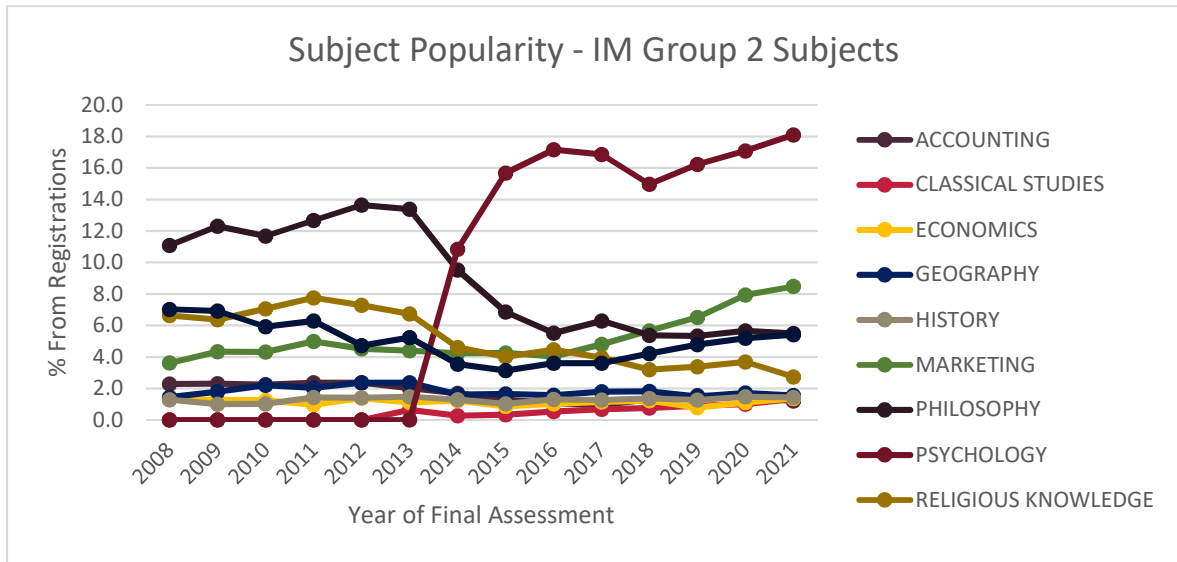


Figure 6.10: Trends in Registrations: IM Group 2 Subjects

Statistical Report (2021): Matriculation Certificate Examinations

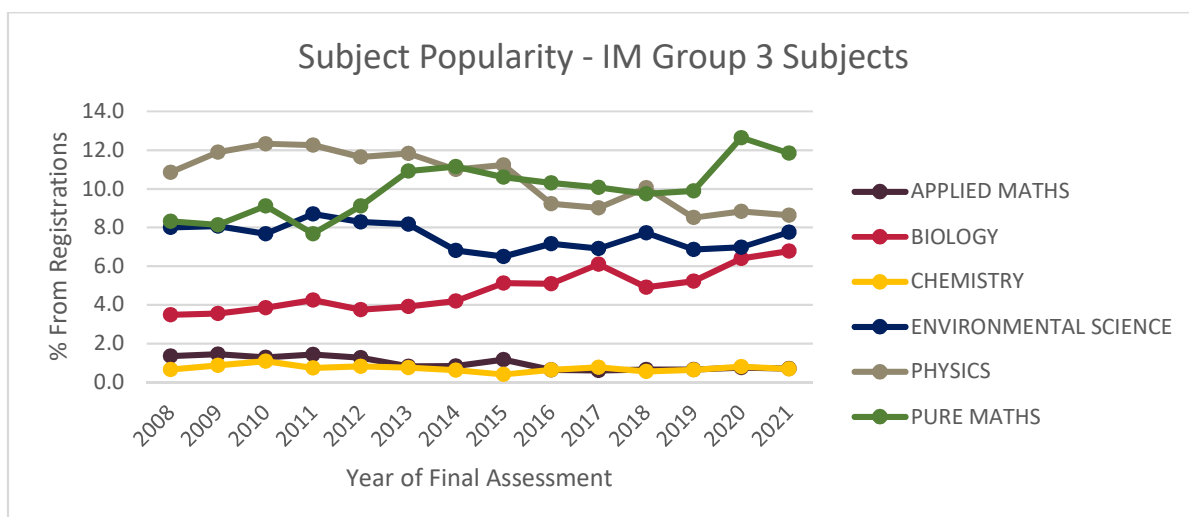


Figure 6.11: Trends in Registrations: IM Group 3 Subjects

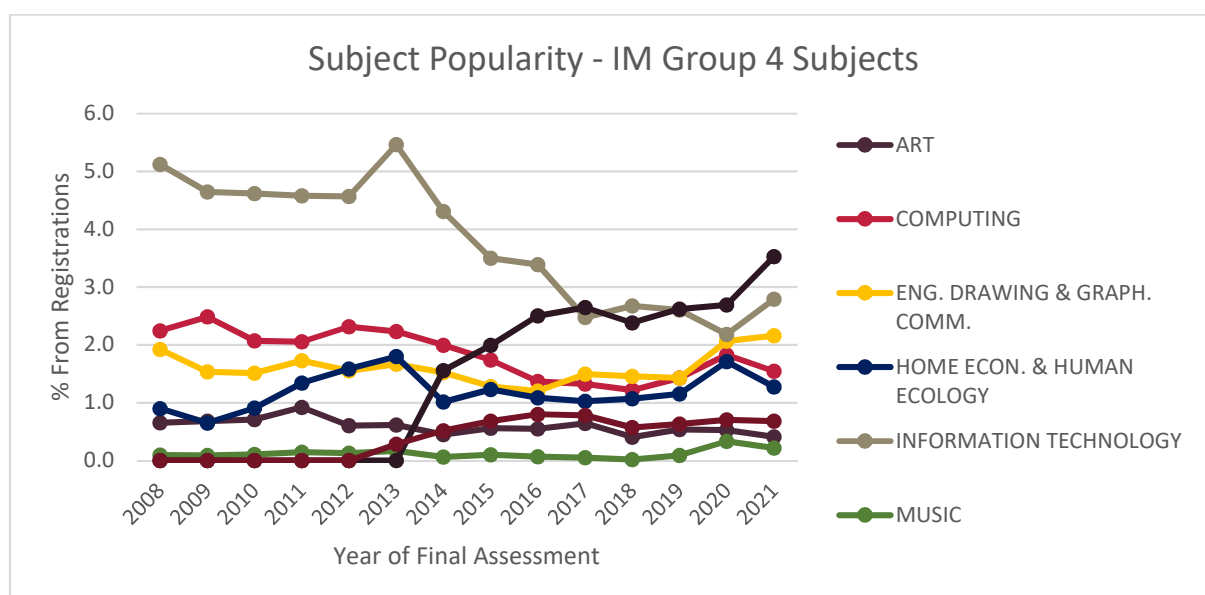


Figure 6.12: Trends in Registrations: IM Group 4 Subjects

From the figures above, the following trends are noted:

- Most Group 1 subjects at IM level have plummeted in registrations. However, registrations for IM English have increased considerably since 2017, with this year registering the highest number of registrations recorded.
- The introduction of IM Psychology (Group 2) and IM Physical Education (Group 4) in 2013 appear to have had a considerable effect on other subjects at IM level. The popularity of the following IM level subjects has decreased considerably from 2013: IM Maltese, IM Philosophy and IM Religious Knowledge. These shifts can be attributed to the displacement effects of the new subject choices.
- For IM Group 3 subjects, the popularity of most subjects changes haphazardly between years. In general, it seems more candidates are registering for IM Biology while there is a noticeable

Statistical Report (2021): Matriculation Certificate Examinations

downturn over the years in candidates registering for IM Environmental Science. The popularity of Pure Mathematics has seen a sharp increase in 2020 and 2021 after six years (2014-2019) of slowly decreasing following a sharp increase between 2011 and 2013. Chemistry and Applied Mathematics are small entry subjects. There are no sudden drops in registrations in Group 3 subjects coinciding with the entry of IM Physical Education and IM Psychology.

The following figure shows the percentage candidates applying for IM Systems of Knowledge in the First session. Candidates need to obtain a pass in IM Systems of Knowledge to qualify for the Matriculation Certificate. Thus, candidates who did not sit for IM Systems of Knowledge were not attempting to qualify for the Matriculation Certificate in that session of examinations. With the change in regulations in 2012, the percentage of candidates registering for IM Systems of Knowledge in the First examination session has decreased by a few percentage points. Following an upturn in registrations last year, this year the values are in line with those of 2017.

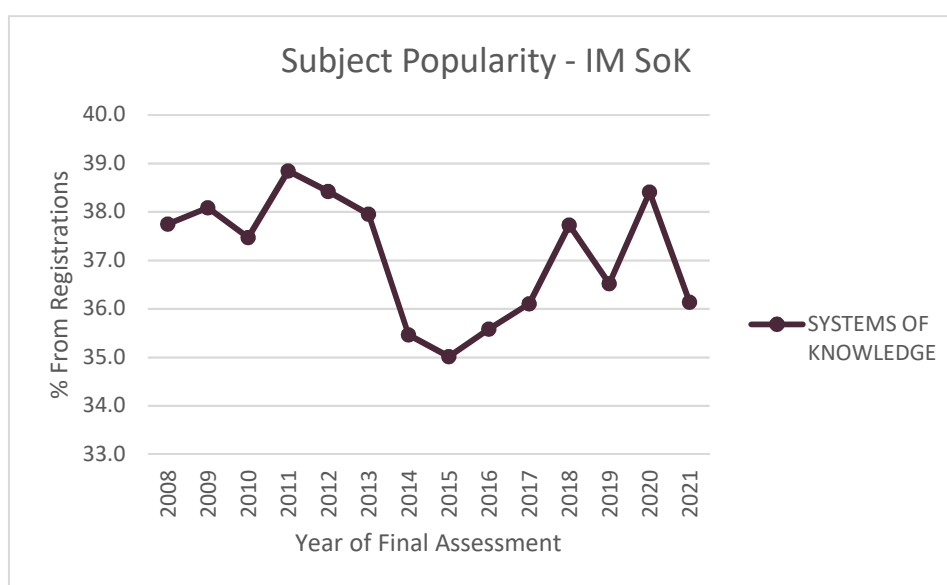


Figure 6.13: Trends in Registrations: IM Systems of Knowledge

As from last year's statistical report, a second appendix is included which presents tables giving information about the combination of subject examinations by candidates in the First session. Some notable observations from the tables in Appendix B are the following:

- Most candidates couple AM examinations of Chemistry and Biology. Out of the 452 candidates registering for Chemistry, 417 registered for Biology. For the other 185 candidates who registered for AM Biology, other common choices were AM English (54 candidates) and AM Physics (22 candidates).
- AM English and Maltese are another common combination, although to a much lesser extent than Chemistry and Biology. Of the 776 candidates who registered for AM English and 535 for AM Maltese, 290 registered for both.
- The same thing can be said about AM Pure Mathematics and Physics. Of the 554 candidates who registered for AM Pure Mathematics and the 450 who registered for AM Physics, 349 registered for both.

Statistical Report (2021): Matriculation Certificate Examinations

- AM Accounting, Economics and Marketing are other subjects which were frequently combined in 2021.

Trends for subject choices at IM level are harder to notice. Large subjects, such as IM English and Psychology, are usually well represented among the cohorts for the other subjects.

Passes in 2021

This section brings together the main statistical results of the 2021 first and second examination sessions. These include the number of all candidates who qualified for the Matriculation Certificate in 2021 and, separately, the number of candidates of the 2003 cohort who qualified for the Matriculation Certificate. Data for the 2002 and 2004 cohort is also shown. These are presented in Table 6.1.

Table 6.1: Matriculation Certificates Awarded (First and Second Sessions)

	Males	Females	Total
All Candidates	568	903	1471
2003 cohort	451	739	1190
2002 cohort	82	126	208
2004 cohort	4	3	7

When the results of the 2003 cohort in both examination sessions are aggregated, it is found that 30.5% of the 3,902 children born 18-years earlier qualified for the Matriculation Certificate in 2021. This percentage is an average result which when analysed by gender shows that the successful candidates consist of only 23.1% of males as against 38.0% of females born in 2001. Following last year, where a sharp drop was noticed in the percentage of 18-year-olds qualifying for the Matriculation Certificate, this year has seen the largest number of candidates obtaining the Matriculation Certificate since 2004. Figure 6.13 shows the percentage of the 18-year-olds' cohort who qualified for the Matriculation Certificate as from 2004.

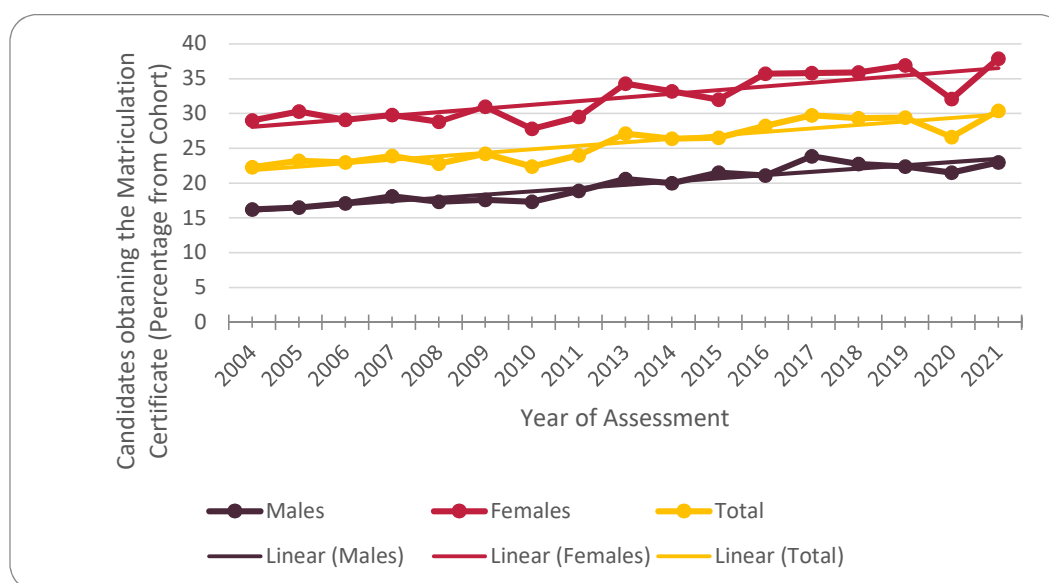


Figure 6.14: Percentage of the 18-year-old cohort who qualified for the Matriculation Certificate, by Year of Assessment and Gender

The number of 18-year-olds residing in Malta is published by NSO in the report World Population Day: 2020. Using these figures, rather than live births 18 years ago, gives a more precise calculation of the percentage

Statistical Report (2021): Matriculation Certificate Examinations

of 18-year-olds in Malta obtaining the Matriculation Certificate. Using these figures, the percentage of 18-year-olds residing in Malta obtaining the Matriculation Certificate is calculated to be 27.4% (20.5% of males and 34.3% of females).

The overall percentage of the 18-year-old cohort qualifying for the Matriculation Certificate has exceeded 25% after the change in regulations in 2012. While in the eight years before the change in regulations, an average of 23.2% of the population used to gain the necessary entry requirements for University, in the nine years after the change in regulations 28.2% did so. The difference between males and females in this regard changes abruptly. In 2019, 14.5% more females than males qualified for the Matriculation Certificate, however this seems to be decreasing since in both 2020 and 2021, the difference was of 10.6%. The average difference between males and females qualifying for the Matriculation Certificate as from 2004 is of 12.3% in favour of females.

Table 6.2 indicates the percentage passes in the different subjects at Advanced Level in 2021 in both examination sessions separately. Table 6.3 presents similar data for the Intermediate level subjects. The percentage pass rate is usually higher in the First session than in the Second session. Pass rates in 2021 are generally lower than those reported up till 2018 (when examinations still had a fee). This is explained by the much higher rate of absenteeism since then.

Table 6.2: Passes in Advanced Level Subjects (First and Second Sessions)

Subject	First Session			Second Session		
	Registered	Grades A-E		Registered	Grades A-E	
		N	%		N	%
ACCOUNTING	374	246	65.8	98	55	56.1
APPLIED MATHS	4	0	0.0	1	1	100
ARABIC	10	7	70.0	1	1	100
ART	66	47	71.2	5	3	60.0
BIOLOGY	594	498	83.8	75	37	49.3
CHEMISTRY	452	354	78.3	44	18	40.9
COMPUTING	172	147	85.5	26	19	73.1
ECONOMICS	131	103	78.6	17	7	41.2
ENGLISH	776	586	75.5	156	107	68.6
FRENCH	37	29	78.4	7	6	85.7
GEOGRAPHY	36	30	83.3	4	2	50.0
GERMAN	17	14	82.4	8	6	75.0
GRAPHICAL COMMUNICATION	31	23	74.2	7	4	57.1
HISTORY	73	53	72.6	11	8	72.7
HOME ECON. & HUMAN ECOLOGY	99	85	85.9	23	14	60.9
INFORMATION TECHNOLOGY	61	50	82.0	9	4	44.4

Statistical Report (2021): Matriculation Certificate Examinations

ITALIAN	74	60	81.1	16	7	43.8
MALTESE	535	437	81.7	126	75	59.5
MARKETING	551	346	62.8	156	72	46.2
MUSIC	14	12	85.7	6	4	66.7
PHILOSOPHY	95	65	68.4	18	10	55.6
PHYSICS	450	359	79.8	70	44	62.9
PURE MATHS	554	364	65.7	111	47	42.3
RELIGIOUS KNOWLEDGE	56	28	50.0	14	9	64.3
RUSSIAN	12	10	83.3	3	3	100
SOCIOLOGY	229	175	76.4	34	19	55.9
SPANISH	33	19	57.6	7	4	57.1
THEATRE AND PERFORMANCE	19	14	73.7	4	3	75.0

An analysis of Table 6.2 indicates that in Advanced level subjects the percentage of candidates obtaining Grades A to E differ substantially between subjects as shown below.

Pass rate (Grades A-E, First Session)	AM Subjects
90% - 100%	
80% - 89%	BIOLOGY, COMPUTING, GEOGRAPHY, GERMAN, HOME ECON. & HUMAN ECOLOGY, INFORMATION TECHNOLOGY, ITALIAN, MALTESE, MUSIC, RUSSIAN.
70% - 79%	ART, CHEMISTRY, ECONOMICS, ENGLISH, FRENCH, GRAPHICAL COMMUNICATION, HISTORY, PHYSICS, SOCIOLOGY, THEATRE AND PERFORMANCE.
60% - 69%	ACCOUNTING, MARKETING, PHILOSOPHY, PURE MATHS.
50-59%	SPANISH.
>40%	APPLIED MATHS, LATIN.

Statistical Report (2021): Matriculation Certificate Examinations

Table 6.3: Passes in Intermediate Level Subjects (First and Second Sessions)

Subject	First Session			Second Session		
	Registered	Grades A-E		Registered	Grades A-E	
		N	%		N	%
ACCOUNTING	67	44	65.7	29	23	79.3
APPLIED MATHS	40	19	47.5	12	5	41.7
ARABIC	7	5	71.4	3	3	100
ART	23	13	56.5	3	0	0.0
BIOLOGY	377	222	58.9	195	109	55.9
CHEMISTRY	39	20	51.3	12	3	25.0
CLASSICAL STUDIES	74	43	58.1	22	11	50.0
COMPUTING	86	62	72.1	32	19	59.4
ECONOMICS	76	49	64.5	40	26	65.0
ENG. DRAWING & GRAPH. COMM.	120	79	65.8	34	16	47.1
ENGLISH	1579	1026	65.0	761	478	62.8
ENVIRONMENTAL SCIENCE	431	291	67.5	154	98	63.6
FRENCH	85	70	82.4	29	19	65.5
GEOGRAPHY	86	55	64.0	33	18	54.5
GERMAN	43	32	74.4	15	14	93.3
HISTORY	80	61	76.3	24	16	66.7
HOME ECON. & HUMAN ECOLOGY	71	53	74.6	33	23	69.7
INFORMATION TECHNOLOGY	155	133	85.8	52	30	57.7
ITALIAN	64	47	73.4	23	20	87.0
LATIN	1	1	100	0	0	
MALTESE	186	134	72.0	60	45	75.0
MARKETING	471	301	63.9	206	113	54.9
MUSIC	12	7	58.3	3	2	66.7
PHILOSOPHY	305	221	72.5	91	44	48.4
PHYSICAL EDUCATION	196	148	75.5	69	42	60.9
PHYSICS	480	280	58.3	176	106	60.2
PSYCHOLOGY	1006	573	57.0	344	168	48.8
PURE MATHS	658	365	55.5	234	116	49.6
RELIGIOUS KNOWLEDGE	152	113	74.3	51	32	62.7
RUSSIAN	3	2	66.7	0	0	
SOCIOLOGY	301	202	67.1	107	69	64.5

Statistical Report (2021): Matriculation Certificate Examinations

SPANISH	24	20	83.3	7	5	71.4
SYSTEMS OF KNOWLEDGE	2008	1578	78.6	441	306	69.4
THEATRE AND PERFORMANCE	38	25	65.8	4	2	50.0

An analysis of Table 6.3 indicates that in Intermediate level subjects the percentage of candidates obtaining Grades A to E differs substantially between subjects as shown below.

Pass rate (Grades A-E, First Session)	IM Subjects
90% - 100%	LATIN
80% - 89%	FRENCH, INFORMATION TECHNOLOGY, SPANISH.
70% - 79%	ARABIC, COMPUTING, GERMAN, HISTORY, HOME ECON. & HUMAN ECOLOGY, ITALIAN, MALTESE, PHILOSOPHY, PHYSICAL EDUCATION, RELIGIOUS KNOWLEDGE, SYSTEMS OF KNOWLEDGE.
60% - 69%	ACCOUNTING, ECONOMICS, ENG. DRAWING & GRAPH. COMM., ENGLISH, ENVIRONMENTAL SCIENCE, GEOGRAPHY, MARKETING, RUSSIAN, SOCIOLOGY, THEATRE AND PERFORMANCE.
50-59%	ART, BIOLOGY, CHEMISTRY, CLASSICAL STUDIES, MUSIC, PHYSICS, PSYCHOLOGY, PURE MATHS.
>40%	APPLIED MATHS

Revision of Papers

The numbers of candidates applying for Revision of Papers from 2004 to 2021 are shown in Table 6.4. The table that follows, Table 6.5, shows the percentage of these applicants who had their grade revised. The two figures that follow represent this data graphically.

Table 6.4: Percentage Applications for Revision of Papers by Year, Session and Level

Year	First Session		Second Session	
	Advanced Matriculation (AM)	Intermediate Matriculation (IM)	Advanced Matriculation (AM)	Intermediate Matriculation (IM)
2004	8.1	3.9	7.3	5.9
2005	7.7	3.5	6.8	7.2
2006	5.9	2.7	9.6	8.0
2007	6.8	3.6	7.0	5.8
2008	5.5	4.4	5.7	4.3
2009	5.2	3.0	6.6	4.2
2010	6.2	4.1	7.3	6.3
2011	7.4	4.0	7.4	6.2
2013	8.2	4.0	2.9	4.2
2014	7.5	3.5	7.1	6.0
2015	8.5	3.1	5.5	2.7
2016	7.9	3.0	4.8	3.4
2017	6.9	3.1	8.2	5.9

Statistical Report (2021): Matriculation Certificate Examinations

2018	10.3	7.4	6.6	6.9
2019	9.2	5.2	4.2	5.9
2020	5.4	4.6	4.0	4.2
2021	5.3	2.6	4.9	3.3

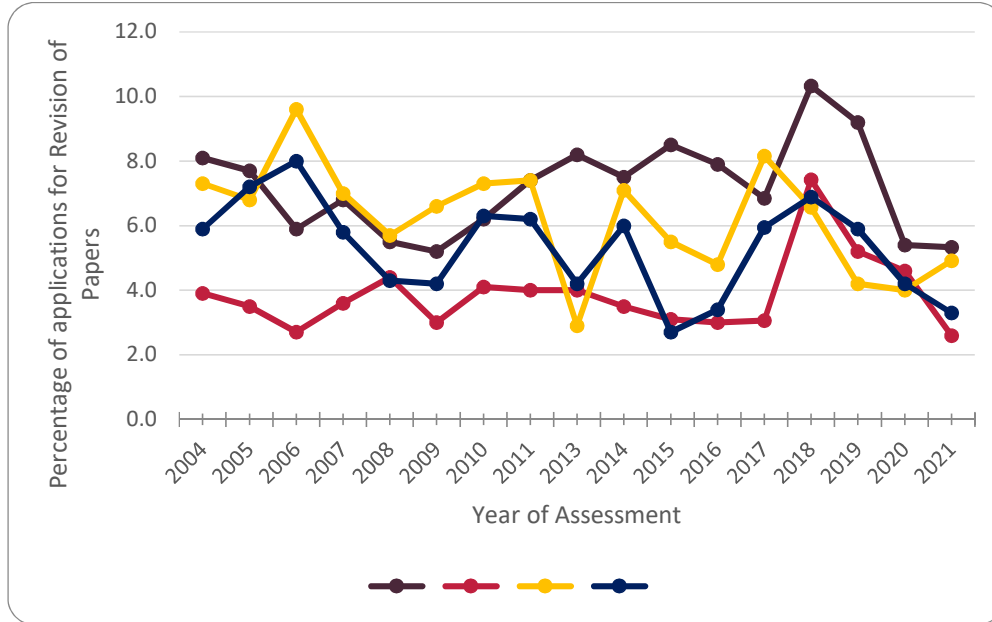


Figure 6.15: Percentage Applications for Revision of Papers by Year, Session and Level

Figure 6.14 suggests that the percentage of candidates applying for Revision of Papers has followed no particular trend across the years from 2004 to 2021. Drops and peaks along the years seem rather random. Thus, while in 2018 a sharp increase in the percentage requests for Revision of Papers is noted, especially for IM and AM subjects following the First session, percentage registrations declined in 2019. Usually, the percentage of candidates applying for Revision of Papers is higher for Advanced Matriculation subjects.

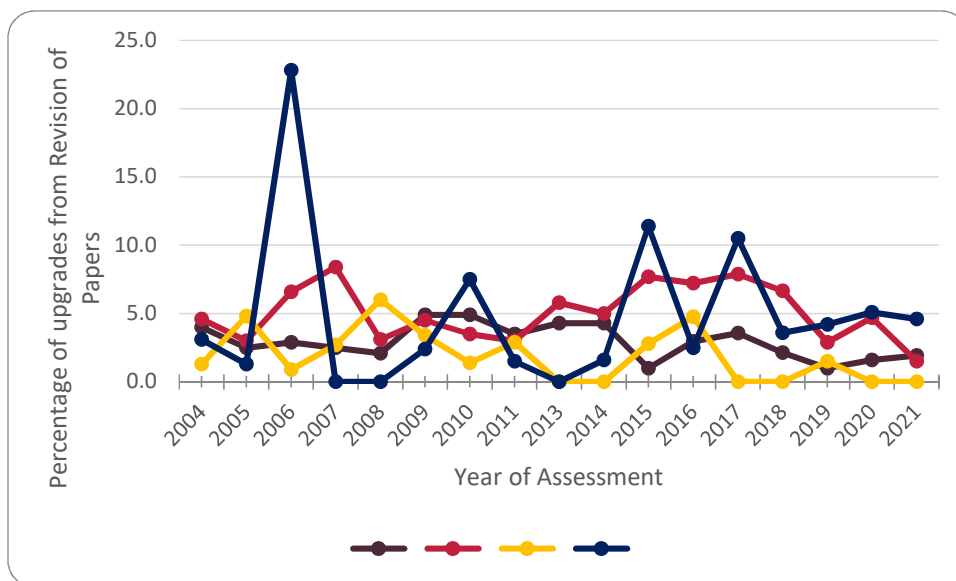


Figure 6.16: Percentage Upgrades from Revision of Papers by Year, Session and Level

Statistical Report (2021): Matriculation Certificate Examinations

Table 6.5: Percentage Upgrades from Revision of Papers by Year, Session and Level

Year	First Session		Second Session	
	Advanced Matriculation (AM)	Intermediate Matriculation (IM)	Advanced Matriculation (AM)	Intermediate Matriculation (IM)
2004	4.0	4.6	1.3	3.1
2005	2.5	3.0	4.8	1.3
2006	2.9	6.6	0.9	22.8
2007	2.5	8.4	2.7	0.0
2008	2.1	3.1	6.0	0.0
2009	4.9	4.5	3.4	2.4
2010	4.9	3.5	1.4	7.5
2011	3.5	3.0	2.9	1.5
2013	4.3	5.8	0.0	0.0
2014	4.3	5.0	0.0	1.6
2015	1.0	7.7	2.8	11.4
2016	3.0	7.2	4.8	2.5
2017	3.6	7.9	0.0	10.5
2018	2.1	6.7	0.0	3.6
2019	1.0	2.9	1.5	4.2
2020	1.6	4.7	0.0	5.1
2021	1.9	1.5	0.0	4.6

Figure 6.16 suggests that the percentage of upgrades from Revision of Papers has also followed no particular trend across the years from 2004 to 2021. The increased percentage of upgrades in IM subjects for 2017 second session is explained by a number of upgrades resulting from MATSEC's internal quality assurance exercises. These upgrades, although not a direct result of Revision of Papers, are listed as such. The percentage of upgrades from Revision of Papers ranges from 0% (nine instances) to 22.8% (IM 2nd 2006).

7. CONCLUSION

This report has been produced with the intention of providing valid and reliable information about various aspects of the 2021 Matriculation Examination sessions. The emphasis is on both the presentation of the information as well as on important analyses that are possible as a result of this information. The report also makes it possible for individuals and institutions to carry out further analyses on the data presented. This report may also be used as a basis of an evaluation of the Matriculation Certificate system of examinations that has been in operation for more than twenty years to date. Trends from the change in regulations in 2012 are also visible.

Comments on this report and any recommendations on improving this or similar documents published by the MATSEC are welcome. These are to be addressed to Assessment Research and Development Office, MATSEC, University of Malta on Tel: 2340 2814/5/6 or email: matsec@um.edu.mt.

APPENDIX A

Time Tables for the 2021 MATSEC Examination Sessions

Main/First 2021 Session Timetable

	ADVANCED MATRICULATION FIRST SESSION		INTERMEDIATE MATRICULATION FIRST SESSION		SECONDARY EDUCATION CERTIFICATE MAIN SESSION	
	09:00	16:00	09:00	16:00	09:00	16:00
Tuesday 1 June	Geography I		Geography	Systems of Knowledge	Geography I	
Wednesday 2 June	Geography II	Accounting I /Arabic II		Arabic	Geography II	Accounting I/ Business Studies I
Thursday 3 June	German I/Greek I	Accounting II	Greek	Accounting		Accounting II/ Business Studies II
Friday 4 June	Biology I	Biology II		Biology	Ethics II	Biology I
Saturday 5 June	Maltese I	Maltese II/Applied Mathematics I	Maltese	Applied Mathematics	Maltese I	Maltese II
Tuesday 8 June	Biology III	Maltese III/Applied Mathematics II				Biology II
Wednesday 9 June	Marketing I	Marketing II		Marketing	History I	Environmental Studies I
Thursday 10 June	History I	Arabic III/Russian I/ Italian I Part I (15:00)	History	Italian (List.) (17:00)	History II	Environmental Studies II
Friday 11 June	History II	Home Economics I	Physical Education	Home Economics	Physical Education II	Home Economics I
Saturday 12 June	Pure Mathematics I	History III	Pure Mathematics		Mathematics I	Mathematics II
Monday 14 June	Pure Mathematics II	Home Economics II			Commerce I	Home Economics II
Tuesday 15 June	French II	Russian II/Spanish (List.) (15:00)		Spanish (List.) (16:00)	Arabic II/Commerce II	French I
Wednesday 16 June	Russian III	French IV & I	Russian	French	Greek I/Russian I/ Class. Cult. & Civil. I	French II
Thursday 17 June	Economics I	French III	Economics		Economics I	Greek II/Russian II/ Class. Cult. & Civil. II
Friday 18 June	Economics II	Philosophy I		Philosophy	Economics II	English Literature I
Saturday 19 June	English I	English II			English Language I	English Language II
Monday 21 June	Philosophy II	English III		English	Computing I	English Literature II
Tuesday 22 June	Computing I/Info Tech I	Theatre and Performance I/ Physics III				Social Studies I
Wednesday 23 June	Computing II/Info Tech II		Computing/Info Tech	Psychology	Computing II	
Thursday 24 June	German III	German II/Greek II	German	German (List.) (15:00)	German I	German II
Friday 25 June	Theatre and Performance II	Italian II	Theatre and Performance		Design & Technology II	Social Studies II
Saturday 26 June	Physics I	Physics II	Environmental Science	Physics	Physics I	Physics II
Monday 28 June	Chemistry I	Italian III			European Studies I/Textiles & Design I	European Studies II/Textiles & Design II
Wednesday 30 June	Chemistry II	Italian IV	Chemistry	Italian	Chemistry I	Italian I
Thursday 1 July	Sociology I	Sociology II	Music (Part I)		Chemistry II	Italian II
Friday 2 July	Sociology III	Music I	Sociology		Music II (Part I)	Graphical Communication I
Saturday 3 July	Religious Knowledge I	Religious Knowledge II	Religious Knowledge		Religious Knowledge I	Religious Knowledge II
Monday 5 July	Eng Draw/Graph Comm I	Eng Draw/Graph Comm II		Eng Draw & Graph Comm		Graphical Communication II
Tuesday 6 July	Spanish I/Latin I	Latin II/Chemistry III		Latin/Classical Studies		
Wednesday 7 July	Spanish II	Music II (Part II)	Spanish	Music (Part II)	Spanish I/Latin I	Music I
Thursday 8 July	Spanish III	Art III			Spanish II/Latin II	Art II
Saturday 10 July	Art I	Art II	Art			Art I



Main/First 2021 Session Timetable

AURAL EXAMINATIONS

SEC Listening Comprehension/Dictation

English	Saturday 22 May
Italian	Saturday 29 May
French	Saturday 29 May
German/Russian	Tuesday 25 May
Arabic/Spanish	Wednesday 26 May

SEC VOCATIONAL SUBJECTS UNIT 3

Agribusiness	To be published at a later date.
Information Technology	
Media Literacy Education	
Engineering Technology	
Health and Social Care	
Hospitality	

PRACTICAL EXAMINATIONS

Advanced Matriculation Practical

Candidates sitting for **Theatre and Performance** are to present a **video recording of performance and logbook** to **MATSEC** or the **Examinations Centre Victoria, Gozo** by **Friday 30 April 2021**. All candidates will be assessed by the Board of Examiners. Candidates will be called for an interview regarding their solo performance. Interviews will be held between Monday 3 May 2021 and Friday 28 May 2021 both dates inclusive.

Intermediate Matriculation Practical

Candidates sitting for **Theatre and Performance** are to present a **video recording of performance and logbook** to **MATSEC** or the **Examinations Centre Victoria, Gozo** by **Friday 30 April 2021**. All candidates will be assessed by the Board of Examiners. Candidates will be called for an interview regarding their solo performance. Interviews will be held between Monday 3 May 2021 and Friday 28 May 2021 both dates inclusive.

PHYSICAL EDUCATION EXAMINATIONS

SEC Activities

Athletics, Games, Gym and Dance	Thursday 6 May
	Friday 7 May
	Monday 10 May
	Tuesday 11 May
	Wednesday 12 May
Swimming	Thursday 13 May
	Friday 14 May
	Monday 12 July
	Tuesday 13 July
	Wednesday 14 July
	Thursday 15 July
	Friday 16 July

SEC Physical Education

SEC P.E. candidates are to indicate their choice of activities on the on-line form.

Candidates will receive their Index Number and Venue details for the Examinations in due course.

Following registration, candidates will be informed individually about:

1. SEC Listening Comprehension/Dictation (Group Examinations)
2. SEC Physical Education Activities

Main/First 2021 Session Notices

Advanced Matriculation

Heads of School are to send the coursework assessment marks for Engineering Drawing and Graphical Communication, Geography and Home Economics and Human Ecology to MATSEC by Friday 30 April 2021. Moderation of coursework in schools will take place between Monday 3 May 2021 and Friday 28 May 2021, both dates inclusive.

All candidates sitting for Art and Private candidates sitting for Engineering Drawing and Graphical Communication, Geography and Home Economics and Human Ecology are to present their project to MATSEC or the Examinations Centre Victoria, Gozo between Monday 12 April 2021 and Friday 30 April 2021 both dates inclusive from 8:00 – 12:00 or 14:00 – 16:00.

The starting points of the AM Art Thematic Project Work will be published on the MATSEC website by Tuesday 11 May 2021. Candidates are to hand in this work at the end of the AM ART Paper I (Extended Thematic Project) examination session in a folder.

Candidates sitting for Music are to present a video recording of the Performance (if chosen) or two copies of the composition (if chosen) to MATSEC or the Examinations Centre Victoria, Gozo by Friday 21 May 2021 from 8:00 – 12:00 or 14:00 – 16:00.

Reference should be made to the respective syllabi for further details about each subject including folders required.

Coursework Notice

All coursework submitted by private candidates will be assessed by the Board of Examiners for the subject. With the exception of IM and AM Art, it is to be presented in a special folder obtainable from MATSEC. All candidates may be called for an interview regarding their coursework. Interviews will be held between Monday 3 May 2021 and Friday 28 May 2021 both dates inclusive.

Specific dates will be scheduled per subject (where applicable). Interviews related to a particular subject cannot be scheduled outside the dates pertaining to the subject concerned.

Coursework presented to MATSEC is to be collected between Thursday 23 September 2021 and Friday 24 September 2021 from 08:00 – 12:00.

The MATSEC Board reserves the right to keep any of the works submitted by candidates.

Intermediate Matriculation

Heads of School are to send the coursework assessment marks for Systems of Knowledge to MATSEC by Friday 30 April 2021. Moderation of coursework in schools will take place between Monday 3 May 2021 and Friday 28 May 2021, both dates inclusive.

All candidates sitting for Art, and Private candidates sitting for Systems of Knowledge are to present their project to MATSEC or the Examinations Centre Victoria, Gozo between Monday 12 April 2021 and Friday 30 April 2021 both dates inclusive from 8:00 – 12:00 or 14:00 – 16:00.

IM Art candidates are to indicate whether for Part II Section A – Work from Observation – they will be choosing Option (i) Still-life with Man-made and Natural forms, or Option (ii) the Human Figure. Candidates will receive a form on which to indicate their choice from the Examinations Department.

The starting points of the IM Art Thematic Project Work will be published on the MATSEC website by Tuesday 11 May 2021. Candidates are to present this work on Monday 12 July 2021 from 08:00 – 12:00 at MATSEC or the Examinations Centre Victoria, Gozo.

Candidates sitting for Music are to present a video recording of the Performance (if chosen) or two copies of the composition (if chosen) to MATSEC or the Examinations Centre Victoria, Gozo by Friday 21 May 2021 from 8:00 – 12:00 or 14:00 – 16:00.

Reference should be made to the respective syllabi for further details about each subject including folders required.

Access Arrangements - Candidates are to apply for Exam Access Arrangements by Friday 13 November 2020.

Late applications for SEC Exam Access Arrangements will only be accepted with late examination registrations till 18 December 2020. Late fees will apply.

Applications for SEC Exam Access Arrangements beyond the 18 December 2020 will be accepted and very late fees will apply.

Late applications for Matriculation Exam Access Arrangements will only be accepted with late examination registrations till 29 January 2021. Late fees will apply.

Applications for Matriculation Exam Access Arrangements beyond the 29 January 2021 will be accepted and very late fees will apply.

MATSEC WILL NOT MAKE ANY ARRANGEMENTS IN CASE OF CLASHES WITH EXAMINATIONS OF OTHER BOARDS. COLLEGES/SCHOOLS ARE ADVISED TO TAKE NOTE OF EXAMINATION DATES BEFORE STAGING SCHOOL ACTIVITIES FOR CANDIDATES SITTING FOR MATSEC EXAMINATIONS ON THE PRESCRIBED DATES AS ALTERATIONS WILL NOT BE CONSIDERED. SEC REGISTRATIONS WILL BE OPEN BETWEEN 16 AND 27 NOVEMBER 2020.

MATRICULATION REGISTRATIONS WILL BE OPEN BETWEEN 11 AND 22 JANUARY 2021.

TO REGISTER, CANDIDATES ARE TO APPLY ONLINE ON www.myexams.gov.mt

SEC LATE APPLICATIONS WILL BE ACCEPTED ON 17 AND 18 DECEMBER 2020. ADDITIONAL FEES APPLY.

MATRICULATION LATE APPLICATIONS WILL BE ACCEPTED ON 28 AND 29 JANUARY 2021. ADDITIONAL FEES APPLY.

Request for any Changes/Cancellations in registration of SEC examinations will only be accepted between the 30 November and 4 December 2020. Changes to candidates' details after the 4 December will incur additional charges.

Request for any Changes/Cancellations in registration of Matriculation examinations will only be accepted between the 25 and 27 January 2021. Changes to candidates' details after the 27 January will incur additional charges.

Secondary Education Certificate

Heads of School are to send the coursework assessment marks for the subjects outlined below to MATSEC by Friday 30 April 2021. In due course, each respective school will be sent sheets for the candidates' assessment marks to be filled in. Moderation of coursework in schools will take place between Monday 3 May 2021 and Friday 28 May 2021, both dates inclusive.

Private candidates are to present their coursework for the subjects outlined below to MATSEC or the Examinations Centre Victoria, Gozo between Monday 12 April 2021 and Friday 30 April 2021 both dates inclusive from 8:00 – 12:00 or 14:00 – 16:00.

Subjects:

Art | Design and Technology | and Textiles & Design

SEC Art candidates are to indicate whether for Paper I – Work from Observation – they will be choosing Option (a) Still-life, composed of Man-made and Natural forms, or Option (b) the Human Figure. Candidates are to indicate their choice on the online application choice at the time of registration.

The Art General Themes will be published on the MATSEC website by Friday 28 May 2021.

SEC Music candidates are to present a video recording on a pendrive for Paper II (Part II) Performance to MATSEC or the Examinations Centre Victoria, Gozo by Friday 21 May 2021.

Supplementary/Second Session - 2021 Timetable

ADVANCED MATRICULATION SECOND SESSION	
Date	16:00
Friday 1 October	
Saturday 2 October	
Monday 4 October	Paper I (All Subjects)
Tuesday 5 October	Paper II (All Subjects)
Wednesday 6 October	Paper III (All Subjects) where applicable
Thursday 7 October	
Friday 8 October	
Saturday 9 October	
Monday 11 October	
Tuesday 12 October	

INTERMEDIATE MATRICULATION SECOND SESSION	
09:00	16:00
	Systems of Knowledge
Group I Subjects	Group II Subjects
	Group III Subjects
	Group IV Subjects

SECONDARY EDUCATION CERTIFICATE SUPPLEMENTARY SESSION	
09:00	16:00
Mathematics I	Mathematics II
	Maltese I
	Maltese II
English Language I	English Language II
	Biology/Chemistry/Physics Paper I
	Biology/Chemistry/Physics Paper II

ADVANCED MATRICULATION NOTICES		
Subject/Paper	Date	Time
Italian		
Paper I (Listening Comprehension and Dictation)	Monday 4 October	To be announced
Paper II	Monday 4 October	To be announced
Paper III	Tuesday 5 October	16:00
Paper IV	Wednesday 6 October	16:00
French		
Paper IV (Dictation)	Wednesday 29 September	To be announced
Spanish		
Listening Comprehension	Wednesday 29 September	To be announced
German		
Listening Comprehension	Tuesday 5 October	16:00
Music		
Paper I (Part I and II)	Monday 4 October	16:00

INTERMEDIATE MATRICULATION NOTICES		
Subject/Paper	Date	Time
German		
Listening Comprehension	Thursday 30 September	To be announced
Italian		
Listening Comprehension	Thursday 30 September	To be announced
Spanish		
Listening Comprehension	Thursday 30 September	To be announced
Music		
Part I	Tuesday 12 October	16:00

Candidates sitting for **Music** are to present a **video recording of the Performance** (if chosen) or **two copies of the composition** (if chosen) to **MATSEC** or the **Examinations Centre Victoria, Gozo** between **Monday 13 September** and **Friday 24 September 2021** from **08:00 to 12:00**.

Candidates sitting for **Music** are to present a **video recording of the Performance** (if chosen) or **two copies of the composition** (if chosen) to **MATSEC** or the **Examinations Centre Victoria, Gozo** between **Monday 13 September** and **Friday 24 September 2021** from **08:00 to 12:00**.

GROUP SUBJECTS	
Group I	
Maltese	Greek
Arabic	Italian
English	Latin
French	Russian
German	Spanish
Group II	
Accounting	Marketing
Classical Studies*	Philosophy
Economics	Psychology*
Geography	Religious Knowledge
History	Sociology
Group III	
Applied Mathematics (Mechanics)	Environmental Science*
Biology	Physics
Chemistry	Pure Mathematics
Group IV	
Art	Information Technology
Computing	Music
Engineering Drawing	Physical Education*
Graphical Communication	Theatre and Performance
Home Economics and Human Ecology	
Systems of Knowledge*	

*offered at Intermediate Level (IM) only

Supplementary/Second Session - 2021 Timetable

ADVANCED MATRICULATION

Art | All Candidates

Presentation of Coursework (Portfolio, Personal Study and Visual Journal) between **Monday 23 August** and **Monday 6 September 2021** at MATSEC or the Examination Centre in Victoria, Gozo from 08:00 to 12:00.

Starting points of **Thematic Project Work** will be published on the MATSEC website by **Monday 9 August 2021**. Candidates are to hand in this work at the end of the AM Art I (Extended Thematic Project) examination session in a folder.

Engineering Drawing and Graphical Communication, Geography and Home Economics and Human Ecology | Private Candidates

Presentation of Project between **Monday 23 August** and **Monday 6 September 2021** at MATSEC or the Examination Centre in Victoria, Gozo from 08:00 to 12:00.

Coursework/Project Interviews: Wednesday 22 September 2021 – Friday 15 October 2021 both dates inclusive. All candidates may be called for an interview. Specific dates will be scheduled per subject where applicable. Interviews related to a particular subject cannot be scheduled outside the dates pertaining to the subject concerned.

Advanced Matriculation Theatre and Performance Practical

Candidates sitting for **Theatre and Performance** are to present a video recording of performance and logbook to MATSEC or the Examinations Centre Victoria, Gozo between **Monday 23 August** and **Monday 6 September 2021**.

All candidates will be assessed by the Board of Examiners. All candidates will be called for an interview regarding their solo performance. Interviews will be held between **Wednesday 22 September 2021 – Friday 15 October 2021** both dates inclusive.

SECONDARY EDUCATION CERTIFICATE

Biology, Chemistry, Physics | Private Candidates

Presentation of Project between **Monday 23 August** and **Monday 6 September 2021** at MATSEC or the Examination Centre in Victoria, Gozo from 08:00 to 12:00.

Coursework/Project Interviews: Wednesday 22 September 2021 – Friday 15 October 2021 both dates inclusive. All candidates may be called for an interview. Specific dates will be scheduled per subject where applicable. Interviews related to a particular subject cannot be scheduled outside the dates pertaining to the subject concerned.

CANDIDATES REGISTERING FOR AN EXAMINATION FOR THE FIRST TIME WILL BE TREATED AS PRIVATE CANDIDATES. THEREFORE, ALL COURSEWORK/PROJECT WORK IS TO BE PRESENTED TO MATSEC OR THE EXAMINATIONS CENTRE, VICTORIA GOZO AS INDICATED ABOVE.

Coursework presented to MATSEC is to be collected during the week starting **Monday 29 November 2021** from 08:00 – 12:00 and 14:00 – 16:00. The MATSEC Board reserves the right to keep any of the works submitted by candidates.

INTERMEDIATE MATRICULATION

Art | All candidates

Presentation of Coursework (Portfolio, Personal Study and Visual Journal) between **Monday 23 August** and **Monday 6 September 2021** at MATSEC or the Examination Centre in Victoria, Gozo from 08:00 to 12:00.

Starting points of **Thematic Project Work** will be published on the MATSEC website by **Tuesday 17 August 2021**.

Candidates are to present this work on **Monday 11 October 2021** from 08:00 to 12:00 at MATSEC or the Examination Centre in Victoria, Gozo from 08:00 to 12:00.

Systems of Knowledge | Private Candidates

Presentation of Project between **Monday 23 August** and **Monday 6 September 2021** at MATSEC or the Examination Centre in Victoria, Gozo.

Coursework/Project Interviews: Wednesday 22 September 2021 – Friday 15 October 2021 both dates inclusive. All candidates may be called for an interview. Specific dates will be scheduled per subject where applicable. Interviews related to a particular subject cannot be scheduled outside the dates pertaining to the subject concerned.

Intermediate Matriculation Theatre and Performance Practical

Candidates sitting for **Theatre and Performance** are to present a video recording of performance and logbook to MATSEC or the Examinations Centre Victoria, Gozo between **Monday 23 August** and **Monday 6 September 2021**.

All candidates will be assessed by the Board of Examiners. All candidates will be called for an interview regarding their solo performance. Interviews will be held between **Wednesday 22 September 2021 – Friday 15 October 2021** both dates inclusive.

REGISTRATIONS WILL BE OPEN BETWEEN 19 AUGUST 2021 AND 26 AUGUST 2021.

LATE APPLICATIONS WILL BE ACCEPTED BETWEEN 30 AND 31 AUGUST 2021. ADDITIONAL FEES APPLY.

APPENDIX B

Combination of subjects at Advanced Matriculation level and at Intermediate Matriculation level

Statistical Report (2021): Matriculation Certificate Examinations

Table B.1: Subject combinations: AM level subjects (First session)

	ACCOUNTING	APPLIED MATHS	ARABIC	ART	BIOLOGY	CHEMISTRY	COMPUTING	ECONOMICS	ENG. DRAWING	ENGLISH	FRENCH	GEOGRAPHY	GERMAN	GRAPHICAL COMM.	HISTORY	HOME ECON. & HUMAN EC.	INFORMATION TECH.	ITALIAN	MALTESE	MARKETING	MUSIC	PHILOSOPHY	PHYSICS	PURE MATHS	RELIGIOUS KNOW.	RUSSIAN	SOCIOLOGY	SPANISH	THEATRE & PERF.	
ACCOUNTING	374	1	0	0	0	0	6	45	0	10	0	0	1	1	0	0	3	3	4	129	0	2	3	24	2	0	2	0	0	
APPLIED MATHS	1	4	0	0	1	1	0	1	0	1	0	0	0	0	0	0	0	0	0	0	0	1	0	1	0	0	0	0	0	
ARABIC	0	0	10	0	0	1	0	0	0	0	0	0	0	0	0	0	0	0	2	3	0	0	2	1	0	0	1	0	0	
ART	0	0	0	66	0	0	2	0	0	14	0	0	0	9	3	0	3	3	4	8	1	1	1	5	1	0	1	0	3	
BIOLOGY	0	1	0	0	594	417	1	1	0	54	1	5	2	0	1	11	0	5	17	15	1	2	22	4	2	0	15	2	0	
CHEMISTRY	0	1	1	0	417	452	1	0	0	9	0	1	1	0	1	1	0	0	0	4	0	2	11	9	0	1	1	0	0	
COMPUTING	6	0	0	2	1	1	172	3	0	11	0	0	0	1	1	0	0	0	1	13	0	7	14	100	1	0	0	2	0	
ECONOMICS	45	1	0	0	1	0	3	131	0	8	0	0	0	0	0	1	4	1	1	33	0	2	0	5	0	1	8	1	0	
ENG. DRAWING	0	0	0	0	0	0	0	0	0	0	0	0	0	0	0	0	0	0	0	0	0	0	0	0	0	0	0	0	0	0
ENGLISH	10	1	0	14	54	9	11	8	0	776	16	5	2	1	26	14	8	9	290	65	2	30	9	5	6	4	59	4	8	
FRENCH	0	0	0	0	1	0	0	0	0	16	37	0	0	0	2	0	0	5	9	2	0	2	1	1	0	1	2	3	0	
GEOGRAPHY	0	0	0	0	5	1	0	0	0	5	0	36	0	1	8	0	1	1	1	1	2	1	4	0	0	1	3	0	0	
GERMAN	1	0	0	0	2	1	0	0	0	2	0	0	17	0	0	1	0	2	3	0	0	0	0	1	0	1	1	0	0	
GRAPHICAL COMM.	1	0	0	9	0	0	1	0	0	1	0	1	0	31	0	0	0	1	0	5	0	0	8	8	2	1	1	0	0	
HISTORY	0	0	0	3	1	1	1	0	0	26	2	8	0	0	73	0	0	1	8	3	0	5	4	0	2	1	5	1	0	
HOME ECON. & HUMAN EC.	0	0	0	0	11	1	0	1	0	14	0	0	1	0	0	99	0	3	15	16	2	3	0	0	5	0	11	3	0	
INFORMATION TECH.	3	0	0	3	0	0	0	4	0	8	0	1	0	0	0	0	61	0	2	22	0	4	4	7	0	1	4	0	0	
ITALIAN	3	0	0	3	5	0	0	1	0	9	5	1	2	1	1	3	0	74	8	5	0	0	1	2	0	0	1	6	0	
MALTESE	4	0	2	4	17	0	1	1	0	290	9	1	3	0	8	15	2	8	535	22	1	4	2	1	13	0	32	4	0	
MARKETING	129	0	3	8	15	4	13	33	0	65	2	1	0	5	3	16	22	5	22	551	0	7	9	15	6	1	30	3	1	
MUSIC	0	0	0	1	1	0	0	0	0	2	0	2	0	0	0	2	0	0	1	0	14	1	0	0	0	0	0	0	0	
PHILOSOPHY	2	1	0	1	2	2	7	2	0	30	2	1	0	0	5	3	4	0	4	7	1	95	2	1	1	1	13	1	2	
PHYSICS	3	0	2	1	22	11	14	0	0	9	1	4	0	8	4	0	4	1	2	9	0	2	450	349	0	1	1	0	0	
PURE MATHS	24	1	1	5	4	9	100	5	0	5	1	0	1	8	0	0	7	2	1	15	0	1	349	554	1	4	3	1	0	
RELIGIOUS KNOW.	2	0	0	1	2	0	1	0	0	6	0	0	0	2	2	5	0	0	13	6	0	1	0	1	56	0	4	1	0	
RUSSIAN	0	0	0	0	0	1	0	1	0	4	1	1	1	1	1	0	1	0	0	1	0	1	1	4	0	12	3	0	0	
SOCIOLOGY	2	0	1	1	15	1	0	8	0	59	2	3	1	1	5	11	4	1	32	30	0	13	1	3	4	3	229	4	4	
SPANISH	0	0	0	0	2	0	2	1	0	4	3	0	0	0	1	3	0	6	4	3	0	1	0	1	1	0	4	33	0	
THEATRE & PERF.	0	0	0	3	0	0	0	0	0	8	0	0	0	0	0	0	0	0	0	1	0	2	0	0	0	0	4	0	19	

Statistical Report (2021): Matriculation Certificate Examinations

Table B.2: Subject combinations: IM level subjects (First session)

	ACCOUNTING	APPLIED MATHS	ARABIC	ART	BIOLOGY	CHEMISTRY	CLASSICAL STUDIES	COMPUTING	ECONOMICS	ENG. DRAW. & GRAPH. COMM.	ENGLISH	ENVIRONMENTAL SCIENCE	FRENCH	GEOGRAPHY	GERMAN	HISTORY	HOME ECON. & HUMAN EC.	INFORMATION TECH.	ITALIAN	LATIN	MALTESE	MARKETING	MUSIC	PHILOSOPHY	PHYSICAL EDUCATION	PHYSICS	PSYCHOLOGY	PURE MATHS	RELIGIOUS KNOWLEDGE	RUSSIAN	SOCIOLOGY	SPANISH	SYSTEMS OF KNOWLEDGE	THEATRE & PERFORMANCE
ACCOUNTING	67	0	0	0	1	0	0	2	2	3	26	2	1	0	1	0	0	1	1	0	6	6	0	4	3	11	4	15	1	0	1	0	33	0
APPLIED MATHS	0	40	0	0	1	0	1	0	2	3	22	0	0	1	0	2	0	0	0	0	3	2	0	5	0	1	6	3	1	0	3	0	26	0
ARABIC	0	0	7	0	0	0	0	0	2	0	3	0	0	0	0	0	0	0	0	1	0	0	0	1	0	3	0	0	0	1	0	4	0	
ART	0	0	0	23	2	1	2	0	0	0	8	4	0	0	0	0	0	0	0	0	1	0	2	0	0	9	4	0	0	1	0	19	0	
BIOLOGY	1	1	0	2	377	2	12	2	2	0	86	7	9	3	2	2	7	8	6	0	6	33	1	28	18	6	214	21	13	1	35	3	229	2
CHEMISTRY	0	0	0	1	2	33	2	0	0	0	15	2	0	2	0	1	1	0	2	0	5	0	2	0	3	16	5	3	0	2	0	22	0	
CLASSICAL STUDIES	0	1	0	2	12	2	24	1	1	1	17	17	2	2	0	2	0	1	3	0	2	4	0	5	0	8	21	4	1	0	2	0	46	4
COMPUTING	2	0	0	0	2	0	1	86	3	0	45	3	0	2	1	1	0	0	0	0	3	13	0	7	1	4	7	14	3	0	1	0	52	0
ECONOMICS	2	2	2	0	2	0	1	3	76	0	35	13	0	1	1	0	1	3	1	0	5	9	0	6	2	5	4	22	2	0	3	0	43	1
ENG. DRAW. & GRAPH. COMM.	3	3	0	0	0	0	1	0	0	120	76	2	3	6	3	3	1	2	0	0	7	34	0	10	0	2	13	6	3	0	9	0	84	0
ENGLISH	26	22	3	8	86	15	17	45	35	76	1579	132	11	48	7	26	21	65	6	0	46	208	8	94	81	198	337	276	52	2	84	2	792	8
ENVIRONMENTAL SCIENCE	2	0	0	4	7	2	17	3	13	2	132	431	7	7	2	15	11	12	18	0	16	76	2	42	38	7	119	18	27	1	74	2	252	8
FRENCH	1	0	0	0	9	0	2	0	0	3	11	7	85	0	1	1	1	1	3	0	0	8	0	10	5	10	22	16	3	0	5	2	53	2
GEOGRAPHY	0	1	0	0	3	2	2	2	1	6	48	7	0	86	0	2	0	1	0	0	6	3	0	1	0	13	10	9	7	0	4	1	51	1
GERMAN	1	0	0	0	2	0	0	1	1	3	7	2	1	0	43	0	1	0	0	0	3	6	0	2	0	6	7	7	3	0	0	0	23	0
HISTORY	0	2	0	0	2	1	2	1	0	3	26	15	1	2	0	80	0	2	1	0	2	2	1	8	1	8	12	14	2	0	8	1	43	0
HOME ECON. & HUMAN EC.	0	0	0	0	7	1	0	0	1	1	21	11	1	0	1	0	71	1	2	0	5	6	0	1	5	6	19	9	2	0	4	0	31	1
INFORMATION TECH.	1	0	0	0	8	0	1	0	3	2	65	12	1	1	0	2	1	155	0	0	11	16	0	6	2	8	17	50	4	1	7	0	117	0
ITALIAN	1	0	0	0	6	2	3	0	1	0	6	18	3	0	0	1	2	0	64	0	0	10	0	6	3	8	21	5	0	1	5	0	37	0
LATIN	0	0	0	0	0	0	0	0	0	0	0	0	0	0	0	0	0	0	0	1	0	0	0	0	0	0	0	0	0	0	0	0	0	0
MALTESE	6	3	1	0	6	0	2	3	5	7	46	16	0	6	3	2	5	11	0	0	186	11	0	6	3	13	37	37	20	0	13	0	121	0
MARKETING	6	2	0	1	33	5	4	13	9	34	208	76	8	3	6	2	6	16	10	0	11	471	2	23	17	57	65	60	11	0	24	4	247	2
MUSIC	0	0	0	0	1	0	0	0	0	8	2	0	0	0	0	1	0	0	0	0	0	2	12	2	0	0	2	3	0	0	0	0	9	0
PHILOSOPHY	4	5	0	2	28	2	5	7	6	10	94	42	10	1	2	8	1	6	6	0	6	23	2	305	5	36	70	59	5	0	13	2	228	2
PHYSICAL EDUCATION	3	0	0	0	18	0	0	1	2	0	81	38	5	0	0	1	5	2	3	0	3	17	0	5	196	20	55	30	2	0	5	0	118	1
PHYSICS	11	1	1	0	6	3	8	4	5	2	198	7	10	13	6	8	6	8	8	0	13	57	0	36	20	480	127	27	15	0	24	0	288	3
PSYCHOLOGY	4	6	0	9	214	16	21	7	4	13	337	119	22	10	7	12	19	17	21	0	37	65	2	70	55	127	1006	107	13	2	76	7	635	12
PURE MATHS	15	3	3	4	21	5	4	14	22	6	276	18	16	9	7	14	9	50	5	0	37	60	3	59	30	27	107	656	23	0	37	4	407	4
RELIGIOUS KNOW.	1	1	0	0	13	3	1	3	2	3	52	27	3	7	3	2	2	4	0	0	20	11	0	5	2	15	13	23	152	0	7	1	82	0
RUSSIAN	0	0	0	0	1	0	0	0	0	0	2	1	0	0	0	0	0	1	1	0	0	0	0	0	0	0	0	0	3	1	0	2	0	0
SOCIOLOGY	1	3	1	1	35	2	2	1	3	9	84	74	5	4	0	8	4	7	5	0	13	24	0	13	5	24	76	37	7	1	301	2	169	1
SPANISH	0	0	0	0	3	0	0	0	0	0	2	2	2	1	0	1	0	0	0	0	0	4	0	2	0	0	7	4	1	0	2	24	10	0
SYSTEMS OF KNOW.	33	26	4	19	229	22	46	52	43	84	792	252	53	51	23	43	31	117	37	0	121	247	9	228	118	288	635	407	82	2	169	10	2008	32
THEATRE & PERF.	0	0	0	0	2	0	4	0	1	0	8	8	2	1	0	0	1	0	0	0	0	2	0	2	1	3	12	4	0	0	1	0	32	38