



L-Università  
ta' Malta

**MATSEC**  
Examinations Board



**Statistical Report**

Matriculation Certificate Examinations 2023

## FOREWARD

The trajectory of change and transition in educational assessment becomes obvious when reflecting on MATSEC's accomplishments in the past year. Throughout this period, MATSEC has remained committed in its support to schools, particularly concerning the implementation of the new Secondary Education Certificate assessment model. This involved the development and publication of revised syllabi and specimen papers. Notably, a significant portion of our efforts has been directed towards refining the assessment system and creating a bespoke information system tailored to the needs of both MATSEC and schools. Despite the inevitable uncertainties accompanying such transformative actions, MATSEC has diligently upheld the highest standards in delivering qualifications and services.

The year 2023 is the first year that candidates registered for MATSEC examinations using MATSEC's new information system. This has facilitated the registration process and other MATSEC processes that follow, all while providing schools with data about their candidate's registrations. Feedback from the public and schools was generally positive.

Within this comprehensive report, we meticulously explore the details of the 2023 Matriculation Examination sessions. It offers an overview of the examination administration procedures, alongside a detailed analysis of registration and results data from both the First (March-June) and Second (September) examination sessions. Additionally, it shows statistical trends observed in prior sessions, providing valuable insights into the evolving landscape of Matriculation Certificate examinations in the Maltese Islands.

I extend my heartfelt gratitude to all MATSEC staff members for their unwavering dedication and tireless efforts. Furthermore, my best wishes and support go out to the Examinations Department and schools alike. It is through the collective contributions of all stakeholders that we ensure every candidate can showcase and fulfil their potential.

The Director  
MATSEC  
May 2024

**TABLE OF CONTENTS**

EXECUTIVE SUMMARY .....	7
1. INTRODUCTION .....	9
Background .....	9
Administrative Information .....	10
Requests for Examination Access Arrangements .....	12
The Examination Centres.....	12
Oral Examinations.....	13
Coursework.....	14
Practical Examinations.....	14
Revision of Papers .....	16
Examiners' Reports.....	16
2. FIRST SESSION REGISTRATIONS.....	17
3. FIRST SESSION RESULTS .....	31
4. SECOND SESSION REGISTRATIONS.....	43
5. SECOND SESSION RESULTS.....	48
6. GENERAL STATISTICS.....	56
Registrations .....	56
Trends in Subject Choice .....	58
Passes in 2022.....	64
Revision of Papers .....	69
7. CONCLUSION .....	72
APPENDIX A.....	73
APPENDIX B.....	80

## Statistical Report (2023): Matriculation Certificate Examinations

### LIST OF TABLES

Table 1.1: Grade Points Awarded per Grade	10
Table 1.2: Registrations for Matriculation Examinations 2022	11
Table 1.3: Oral Examinations: Advanced Level	13
Table 1.4: Oral Examinations: Intermediate Level	13
Table 1.5: Examiners Used for Orals of Advanced Level Examinations	13
Table 1.6: Examiners Used for Orals of Intermediate Level Examinations	<b>Error! Bookmark not defined.</b>
Table 1.7: Advanced Level Practical Examinations (First Session)	14
Table 2.1: Total Number of Candidates Sitting for Matriculation Examinations	17
Table 2.2: First Session Registrations by Year of Birth and Sex	17
Table 2.3: Matriculation Examination First Session Registrations by Subject and Sex	19
Table 2.4: First Session Registrations by Number of Subjects, Level and Sex	24
Table 2.5: Number of Requests for Examination Access Arrangements by Presenting Condition	24
Table 2.6: Number of Registrations by Subject by Candidates who Requested Access Arrangements	25
Table 2.7: First Session Registrations of Matriculation Examinations Candidates by Region and Locality	26
Table 2.8: First Session Registrations for Revision of Papers	30
Table 3.1: First Session - Advanced Level Results by Subject and Sex	31
Table 3.2: First Session - Intermediate Level Results by Subject and Sex	34
Table 3.3: First Session – Results of Candidates with Examination Access Arrangements	40
Table 3.4: First Session – Summary of results of candidates with EAA and candidates without EAA	41
Table 3.5: First Session - Outcomes of Requests for Revision of Papers	41
Table 3.6: Matriculation Certificates Awarded in the First Session	42
Table 4.1: Total Number of Candidates Sitting for the Second Session	43
Table 4.2: Registrations for the Second Session by Year of Birth and Biological Sex	43
Table 4.3: Second Session Matriculation Examination Registrations by Subject and Biological Sex	45
Table 4.4: Second Session Intermediate Level Registrations by Number of Subjects and Biological Sex	47
Table 4.5: Second Session Registrations for Revision of Papers	47
Table 5.1: Second Session - Advanced Level Results by Subject and Biological Sex	48
Table 5.2: Second Session - Intermediate Level Results by Subject and Biological Sex	51
Table 5.3: Second Session – Outcomes of Requests for Revision of Papers	54
Table 5.4: Matriculation Certificates Awarded in the Second Session	54
Table 6.1: Matriculation Certificates Awarded (First and Second Sessions)	64
Table 6.2: Passes in Advanced Level Subjects (First and Second Sessions)	66
Table 6.3: Passes in Intermediate Level Subjects (First and Second Sessions)	68
Table 6.4: Percentage Applications for Revision of Papers by Year, Session and Level	69
Table 6.5: Percentage Upgrades from Revision of Papers by Year, Session and Level	70
Table B.1: Subject combinations: Advanced level subjects (First session)	81
Table B. 2: Subject combinations: Intermediate level subjects (First session)	82

## Statistical Report (2023): Matriculation Certificate Examinations

### LIST OF FIGURES

Figure 2.1: Advanced Registration by Sex: Group 1	20
Figure 2.2: Advanced Registration by Sex: Group 2	20
Figure 2.3: Advanced Registration by Sex: Group 3	20
Figure 2.4: Advanced Registration by Sex: Group 4	21
Figure 2.5: Intermediate Registration by Sex: Group 1	21
Figure 2.6: Intermediate Registration by Sex: Group 2	21
Figure 2.7: Intermediate Registration by Sex: Group 3	22
Figure 2.8: Intermediate Registration by Sex: Group 4	22
Figure 2.9: Advanced Registration per Group by Sex	23
Figure 2.10: Intermediate Registration per Group by Sex	23
Figure 2.11: First Session Registrations of Matriculation Examinations Candidates by Region	28
Figure 6.1: Total Number of Candidates Registering for Matriculation Examinations, by Year	56
Figure 6.2: Number of Candidates using the Second Session as a First Sit, by Year and Sex	57
Figure 6.3: Percentage of absent candidates in the First session, by year of examination	57
Figure 6.4: Number of Candidates applying for Access Arrangements from 2004 to 2022	58
Figure 6.5: Trends in Registrations: Advanced Group 1 Subjects	58
Figure 6.6: Trends in Registrations: Advanced Group 2 Subjects	59
Figure 6.7: Trends in Registrations: Advanced Group 3 Subjects	59
Figure 6.8: Trends in Registrations: Advanced Group 4 Subjects	60
Figure 6.9: Trends in Registrations: Intermediate Group 1 Subjects	61
Figure 6.10: Trends in Registrations: Intermediate Group 2 Subjects	61
Figure 6.11: Trends in Registrations: Intermediate Group 3 Subjects	62
Figure 6.12: Trends in Registrations: Intermediate Group 4 Subjects	62
Figure 6.13: Trends in Registrations: Intermediate Systems of Knowledge	63
Figure 6.14: Percentage of the 18-year-old cohort who qualified for the Matriculation Certificate, by Year of Assessment and Sex	65
Figure 6.15: Percentage Applications for Revision of Papers by Year, Session and Level	71
Figure 6.16: Percentage Upgrades from Revision of Papers by Year, Session and Level	71

**LIST OF ABBREVIATIONS**

ADSC – Access - Disability Support Committee (at the Università ta’ Malta)

AM – Advanced Matriculation

IM – Intermediate Matriculation

EAA – Examination Access Arrangement

MATSEC – Matriculation and Secondary Education Certificate

MQF – Malta Qualifications Framework

SBA – School Based Assessment (assessment used to evaluate candidate learning which is performed during their course and can be set by teachers, schools or the MATSEC Examinations Board depending on the case)

SEC – Secondary Education Certificate

SEC IIA – SEC Paper IIA option

SEC IIB – SEC Paper IIB option

UM – Università ta’ Malta

NSO – National Statistics Office

## EXECUTIVE SUMMARY

This document reports on the Matriculation Examination sessions of 2023. An overview of the administration aspect of the examinations is presented, followed by the registration and results data of the examination sessions held in the First (March-June) and Second (September) sessions of examination. It also presents some statistics from previous sessions to indicate some trends that have been developing since the Matriculation Certificate examinations were introduced in the Maltese Islands and continue to develop along the years.

The 2023 session is the eleventh full session since the change in regulations in 2012 and the fifth session in which candidates' registration costs were paid by the Government of Malta. The 2023 sessions are a return to normality in the sense that virtually all mitigation measures that were introduced due to COVID-19 are no longer in place. Only a few of these remained in 2022.

In the 2023 Matriculation examination sessions, 3,794 candidates registered for the First examination session while 2,617 candidates registered for the Second examination session. These add up to a total of 4,642 individual registrations for MC examinations in 2023. Although these numbers compare with the figures following the change in regulations in 2012, on their further analysis, a changing candidate demographic is presented. Only 32.5% of the first session candidates registered for IM Systems of Knowledge, a compulsory subject for the award of the Matriculation Certificate. This is the lowest percentage ever recorded since 2012. In addition, 848 (32.4%) candidates used the Second session as their first attempt. This shows that the number of candidates sitting for these examinations to be awarded the Matriculation Certificate is less than ever before. Of the First session candidates, 44.9% were 18-year-olds while this percentage drops to 26.0% when the Second session is considered. Most candidates for the Second session are 17-year-olds (52.1%).

The rise in absenteeism notable in past few years makes comparison of achievement across the years even more problematic. Although the rate of absenteeism in 2023 is comparable to that of last year, the percentage of absent candidates has, on average, tripled from 5.7% between 2015 and 2018 to 14.3% between 2020 and 2023. For this reason, a new Table 3.3 has been added to show the pass rate for subjects with and without the absent candidates. This table shows that the percentage of candidates obtaining Grades A to C would be 4.0% more for AM subjects and 6.9% more for IM subjects had absent candidates not to be considered. One should note that for subjects with a coursework component, candidates must be absent for all components and not submit the coursework to be marked absent. This includes the largest entry subject at MC level, Intermediate Systems of Knowledge. The percentage of candidates obtaining Grades A to C would be even higher had these registrations (of candidates presenting coursework only) also to be omitted from this calculation.

Following a small decrease in 2022, the percentage of candidates registering for Examination Access Arrangements (EAA) has further increased in 2023 to a record of 5.0%. In general, candidates with EAA opt for the same subjects as the other candidates, with the most popular subject at AM level being English and at IM level being Systems of Knowledge and English. However, candidates with EAA were much less likely to be absent for examinations they registered for. Following publication of results, the attainment of candidates with EAA was considerably lower especially for the AM subjects. A gender difference in the candidates registering for EAAs is obvious and repeated along the years. This year, 6.2% of male candidates registered for EAAs as opposed to 4.1% of female candidates.

## Statistical Report (2023): Matriculation Certificate Examinations

Although many varying option choices are made, some subjects such as Advanced Chemistry and Biology; Advanced English and Maltese; Advanced Physics and Pure Mathematics; and any two of Advanced Accounting, Economics, and Marketing are frequently coupled as Advanced level subjects. Registrations in most subjects, as the Matriculation Certificate itself, are marked by a higher percentage of female candidates. This trend is more observable in subjects like IM Biology and Home Economics & Human Ecology and AM Biology and foreign languages. The opposite trend is noticeable in a few subjects like AM Computing, Pure Mathematics, Physics, Information Technology, and History.

The most popular subjects at Advanced level were English (735 candidates) and, to a much lesser extent, Maltese (464 candidates) from Group 1 and Marketing (528 candidates) and Accounting (264 candidates) from Group 2; and Computing (148 candidates) and Art (65 candidates) from Group 4. Registrations in Group 3 subjects are of a comparable magnitude except for Applied Mathematics for which only a few candidates register at either level. At Intermediate level, the popularity of English (1,478 candidates), Psychology (1,026 candidates), Pure Mathematics (585 candidates), and PE (197 candidates) is prominent in their respective groups.

In 2023, 1,190 candidates (478 males and 712 females) obtained the Matriculation Certificate following the First session while 162 candidates (62 males and 100 females) did so after the Second session. Thus, a total of 1,352 candidates were awarded the Matriculation Certificate in 2023, including 1,122 (431 males and 691 females) candidates from the 2005 cohort. According to the National Statistics Office (NSO), there were 4,312 18-year-olds residing in Malta in 2023 (2,239 males and 2,073 females). This means that 26.0% of the 18-year-olds residing in Malta obtained the Matriculation Certificate in 2023, with a considerable disparity between the genders: 19.2% of males as opposed to 33.3% of females residing in Malta. Additionally, 173 candidates (83 males and 90 females) from the 2004 cohort (19-year-olds) and 5 candidates from the 2006 cohort (16-year-olds) were awarded the Matriculation Certificate after the sessions of 2023.

This statistical report, in line with all previous reports, frequently provides data stratified across two genders. While in past statistical report the sum of male and female candidates had always represented the total number of candidates, in this report this is not the case as candidates had the option to tick gender 'X' instead of 'male' or 'female' in 2023. Because the number of these candidates is very small, their statistics are not shown because their identity can be guessed.

The overall percentages of requests for Revision of Papers averaged 7.2% for subjects at Advanced Level and 2.6% for subjects at Intermediate Level in the First session. In the Second session these averaged 6.8% and 3.1% for Advanced and Intermediate level subjects respectively. After the First Session, there were eight upgrades from the 350 requests across Advanced Level subjects (2.3%), and 11 upgrades from the 197 RoP requests at Intermediate Level (5.6%). For the Second Session, there was no upgrade of the 83 requests across Advanced Level subjects, and seven from the 117 at Intermediate Level.



## 1. INTRODUCTION

### Background

The Matriculation and Secondary Education Certificate (MATSEC) Examinations Board was set up in 1991. It is responsible for external examinations at two levels: (a) the Matriculation examinations which have replaced the GCE A-levels and (b) the Secondary Education Certificate (SEC) examinations which have replaced the General Certificate of Education Ordinary Level (GCE O-level) offered by English examination boards. The MATSEC Examinations Board offers examinations at Advanced (AM) and Intermediate Matriculation (IM) levels. Some candidates may sit for examinations in single subjects while other candidates may sit for several subjects as required to qualify for the Matriculation Certificate.

The Matriculation Certificate is based on the International Baccalaureate model that maintains that students develop into more mature individuals if their studies cover both the areas of the Humanities and the Sciences. In the Matriculation Certificate qualification, subjects are divided into four groups and students must choose one subject from each of Groups 1, 2, and 3 and any other two subjects. This structure ensures that candidates choose subjects from both the Humanities and the Sciences areas. In addition, all students who are aiming to be awarded the Matriculation Certificate are to sit for Systems of Knowledge, a pass in which is obligatory to be awarded this certificate. In this system of examinations, students normally study two subjects at Advanced level and another four at Intermediate level, including Systems of Knowledge. Some students may choose to sit for a different mix of Advanced and Intermediate examinations and this option is covered in the regulations. Although any of the subjects offered may be chosen, there are some restrictions laid out in the regulations for the award of the Matriculation Certificate (<http://www.um.edu.mt/matsec/regulations>).

The Matriculation Certificate requirements are intended to provide an opportunity for all students finishing post-secondary school education to obtain external certification for the subjects studied at school. The Matriculation Certificate is the general entry requirement into the University of Malta. In addition, certain Faculties have special course requirements in terms of the subjects needed for admission and the grades that are acceptable for further studies in particular areas. The Matriculation Certificate can be obtained over a period of five years.

The First session of the examinations is held in March-June while a Second session is held in August-September. The regulations of these examinations were first published in 1994, and candidates took the examinations for the first time in 1997. These regulations were amended in 2012 to give candidates the opportunity to qualify for the Matriculation Certificate over a period of five years but the other criteria were not changed. These had resulted in a substantial increase in registrations for the Second session. It has now become quite normal for candidates to sit for MC examinations the first time in a Second session before they finish studying the subject/s at the respective educational institution.

The criteria to obtain the Matriculation Certificate require candidates to obtain a pass in at least one of the subjects offered in each of Groups 1, 2, and 3 and Systems of Knowledge and gain at least 44 grade points. The Certificate is issued once and it is not graded. The results of the individual subjects are graded A to E, with Grade A being the highest grade. Grade points are awarded as shown in Table 1.1.

## Statistical Report (2023): Matriculation Certificate Examinations

Table 1.1: Grade Points Awarded per Grade

Grade	Grade Points Awarded	
	Advanced Level	Intermediate Level
A	30	10
B	24	8
C	18	6
D	12	4
E	6	2

In the Second session, candidates are allowed to sit for only one subject at Advanced level, up to a maximum of four subjects at Intermediate level – one from each of Groups 1, 2, 3 and 4 – and Systems of Knowledge. The same restrictions apply to candidates irrespective of whether they are re-sitting for the examinations or sitting for them for the first time in the Second session.

The present document reports on the Matriculation Certificate examinations which took place in 2023. The report first gives an overview of the administration aspect of the examinations and then presents the registration data and results of both the First and Second sessions. It also presents general statistics of the sessions which have taken place between 1998 and 2023 to indicate trends that have been developing since the Matriculation Certificate system of examinations was introduced in the Maltese islands.

### Administrative Information

The following subjects were offered for examination:

Accounting	Applied Mathematics	Arabic
Art	Biology	Chemistry
Classical Studies*	Computing	Economics
Engineering Drawing**	Graphical Communication**	Engineering Drawing and Graphical Communication*
English	Environmental Science*	French
Geography	German	Greek
History	Home Economics	Information Technology
Italian	Latin	Maltese
Marketing	Music	Physical Education*
Philosophy	Physics	Psychology*
Pure Mathematics	Religious Knowledge	Russian
Sociology	Spanish	Systems of Knowledge*
Theatre and Performance		
<i>*Offered at Intermediate Level only</i>		
<i>**Offered at Advanced Level only</i>		

## Statistical Report (2023): Matriculation Certificate Examinations

The subjects are grouped as follows. This is the last year that the subject Computing is grouped with Group 4 subjects.

Group	Subjects
1	Arabic, English, French, German, Greek, Italian, Latin, Maltese, Russian, and Spanish.
2	Accounting, Classical Studies, Economics, Geography, History, Marketing, Philosophy, Psychology, Religious Knowledge, and Sociology.
3	Applied Mathematics, Biology, Chemistry, Environmental Science, Physics, and Pure Mathematics.
4	Art, Computing, Engineering Drawing, Engineering Drawing / Graphical Communication, Graphical Communication, Home Economics & Human Ecology, Information Technology, Music, Physical Education, and Theatre and Performance.
	Systems of Knowledge

The timetables for both the First and Second sessions were issued in mid-October 2022 on the MATSEC website (a copy is available as Appendix A). Registration for the First Session of examinations took place between the 7 and 21 November 2022. Late applications were received on the 28 and 29 December 2022. All registrations pertinent to the First Session, whether normal, late, or very late, took place online via the new MATSEC Portal ([www.um.edu.mt/matsec/register](http://www.um.edu.mt/matsec/register)). Registration for the Second session took place between the 19 and 24 July 2022. Late applications were received on the 28 and 29 July 2022. Applications for the Second session were received and processed by MATSEC. For both sessions, very late registrations followed the late registration period.

A total of 3,796 candidates (1,575 males and 2,218 females) registered for the First session of Matriculation examinations of 2023. Of these, 1,190 (31.3%) candidates registered for enough examinations to obtain the Matriculation Certificate following the First session.

A total of 2,618 candidates (1,111 males and 1,506 females) sat for the Second session of Matriculation examinations of 2023. Of these, 1,769 (67.6%) candidates had sat for one or more examinations in the First session while 849 (32.4%) candidates used the Second session of 2023 as their first sit for the year. Table 1.2 below shows the number of subject registrations for the Advanced and Intermediate Matriculation examinations in 2023.

*Table 1.2: Registrations for Matriculation Examinations 2023*

Session	Advanced Level			Intermediate Level		
	Males	Females	Total	Males	Females	Total
First Session	1167	1675	2842	1363	1903	3266
Second Session	485	729	1214	918	1238	2156

The written examinations took place between 29 April and 16 June 2023 for the First session. Results were sent by SMS and result slips on the 13 July 2023. In this session, there were 3,791 (99.9%) of the Matriculation Examination candidates who applied to receive their results by SMS. For the Second session,

examinations took place between 28 August and 7 September 2023. Results were sent on the 27 September by post and by SMS for the 2,564 (97.9%) candidates who applied for the service.

### Requests for Examination Access Arrangements

Requests for Examination Access Arrangements (EAAs) during MATSEC examinations were received during the period of registration. Candidates could register for EAAs by submitting Form A which is available to download from the MATSEC website. As from 2023, schools could register their candidates for EAA using the MATSEC Portal. This year, 157 applicants were granted EAAs for the First session after being considered by the ACCESS-Disability Support Committee of the Università ta' Malta. Besides these candidates, for the Second session, there were 27 new requests for EAAs.

### The Examination Centres

The administration of the examinations in the different centres, including the running of the centres and invigilation during examinations, is the responsibility of the Examinations Department, Floriana.

A total of 13 centres were used for the First session with no examinations being held abroad. These are listed below.

- G F Abela Junior College
- Giovanni Curmi Higher Secondary
- Gozo Examinations Centre
- Gozo College Secondary School
- Mikiel Anton Vassalli Gozo Visual and Performing Arts School
- Ministry of Gozo
- Sir Mikelang Refalo Upper Lyceum Gozo
- St Aloysius' College
- St. Theresa College Middle School Ta' Paris
- St. Nicholas Secondary School
- Stella Maris College
- The Jewish Synagogue
- University of Malta

A total of 7 centres were used for the Second session. These are shown below.

- G.F. Abela Junior College, Msida
- Giovanni Curmi Higher Secondary
- Gozo Examinations Centre
- Mikiel Anton Vassalli Gozo Visual and Performing Arts School
- St Aloysius' College

## Statistical Report (2023): Matriculation Certificate Examinations

- St. Thomas More Secondary School
- University of Malta

### Oral Examinations

The two tables that follow show the dates of oral examinations for subjects with such a component. Table 1.3 shows information for subjects at Advanced level while Table 1.4 shows the same information for Intermediate level subjects. An expression of interest for teachers and other professionals to act as examiners for oral examinations was published on the MATSEC website and circulated across schools.

*Table 1.3: Oral Examinations: Advanced Level*

<b>Subject</b>	<b>Dates</b>
<b>Arabic</b>	17 April
<b>English</b>	22,29 March and 14, 18, 21 April
<b>French</b>	14 April
<b>German</b>	17 April
<b>Italian</b>	22 April
<b>Maltese</b>	20, 23, 27, 30 March
<b>Music</b>	5 June
<b>Russian</b>	17 April
<b>Spanish</b>	17 April

*Table 1.4: Oral Examinations: Intermediate Level*

<b>Subject</b>	<b>Dates</b>
<b>Arabic</b>	20 April
<b>English</b>	17, 21, 24, 28 March and 4 April
<b>French</b>	21 April
<b>German</b>	20 April
<b>Italian</b>	1 April
<b>Maltese</b>	15 April
<b>Russian</b>	20 April
<b>Spanish</b>	20 April

Tables 1.5 and 1.6 show the numbers of examiners involved in the different subjects at the two levels.

## Coursework

There were five subjects at Advanced Level with a coursework component in 2023. These were: Art, Computing, Geography, Home Economics & Human Ecology, and Information Technology. Four subjects had a coursework component at Intermediate Level in 2023. These were: Art, Computing, Information Technology, and Systems of Knowledge. AM Biology and AM and IM Theatre and Performance have an ongoing assessment component which candidates present before the practical examination for the subject.

The coursework of private candidates for both Advanced and Intermediate Level subjects was to be presented to MATSEC, Università ta' Malta or the Examinations Centre, Victoria, Gozo by the 11th March for the first session and by the 1st August 2022 for the Second session. Private candidates and a sample of school candidates were called for an interview in relation to the work presented for the coursework component of the subjects under consideration.

## Practical Examinations

Practical examinations at Advanced Level were held in the following subjects: Art, Music, Chemistry, Engineering Drawing, Graphical Communication, Computing, and Theatre and Performance Studies.

Table 1.5 shows the dates of these examinations and the examination centres used for the First session. Table 1.6 shows the data for the Second session for the subjects in which there were registrations.

*Table 1.5: Advanced Level Practical Examinations (First Session)*

Subject	Dates	Examination Centres
<b>Art</b>	10 June	St. Aloysius' College 6th Form/Gozo Examination Centre
<b>Biology</b>	9 June	G.F. Abela Junio College; Gozo College Secondary School; Stella Maris College
<b>Chemistry</b>	15 June	G.F. Abela Junior College; Biology Labs UM; Stella Maris College Gzira; Gozo College Boys Secondary Victoria
<b>Computing</b>	25 January 8 February 17 May	De La Salle College, St Martin's College, St Aloysius College, G.F. Abela Junior College, Giovanni Curmi HSS, Sir Mikelang Refalo Gozo, IT Services UM
<b>Music</b>	2 June	Saint Aloysius College Birkirkara
<b>Theatre and Performance</b>	5 June 8 June	G.F. Abela Junior College; Giovanni Curmi HSS

Practical examinations at Intermediate level were held for Art and Theatre and Performance Studies. Table 1.7 shows the dates and examination centres for these examinations for the First session. Table 1.8 shows the data for the Second session.

Statistical Report (2023): Matriculation Certificate Examinations

Table 1.6: Advanced Level Practical Examinations (Second Session)

Subject	Dates	Examination Centres
Art	10 June	Saint Aloysius College Birkirkara, Gozo Examination Centre
Music	7 September	Mikiel Anton Vassalli College Malta School of Music, Hamrun
Biology	29 August	n/a
Chemistry	29 August	G.F. Abela Junior College
Physics	29 August	n/a
Theatre and Performance	7 September	MATSEC/Gozo Examinations Centre (Video Recording - Pendrive)

Table 1.7: Intermediate Level Practical Examinations (First Session)

Subject	Dates	Examination Centres
Art	10 June	Saint Aloysius College Birkirkara, Gozo Examination Centre
Physical Education	29 August	St Aloysius' College Sports Complex
Music	26 May	Saint Aloysius College Birkirkara
Theatre and Performance	6, 8, 9, 12, 13, 14, 15, 16 June	MATSEC/Gozo Examinations Centre (Video Recording - Pendrive)

Table 1.8: Intermediate Level Practical Examinations (Second Session)

Subject	Dates	Examination Centres
Art	10 June	Maria Regina College Secondary School Naxxar
Physical Education	29 August	St Aloysius' College Sports Complex
Music	7 September	Mikiel Anton Vassalli College Malta School of Music Hamrun
Theatre and Performance	7 September	MATSEC/Gozo Examinations Centre (Video Recording)

### **Revision of Papers**

Candidates who are not satisfied with the grade awarded to them in any subject may register for the service of a Revision of Papers. Information about the registration period for this service is posted to the candidates with their result slip. For each subject, an additional examiner is appointed to review the papers of the candidates who ask for a Revision of Papers. A brief report on the candidate's performance is written in each case. This is forwarded to the candidate. A fee of €40 per Intermediate Level subject and of €45 per Advanced Level subject is paid on registration. This fee is refundable in cases where the examiners' panel recommends a change in the original grade, which can only be an upgrade.

Registration for the service of a Revision of Papers took place between 19 and the 26 August 2021 for the First session and on the 9 and 12 November October 2022 for the Second session at MATSEC, Università ta' Malta. For Advanced Matriculation subjects, there were 350 registrations following the First session and 83 registrations following the Second session. For Intermediate Matriculation subjects, there were 197 registrations for a revision of paper following the First session and 117 following the Second session.

### **Examiners' Reports**

For each subject, the Chairperson is required to write an Examiners' Report on the performance of the candidates in the examination. The information for this report is compiled from notes and comments made by the subject markers involved in the process. This report provides statistical data on the grades awarded and gives detailed feedback on the performance of the candidates. These reports are posted on the MATSEC website.



## 2. FIRST SESSION REGISTRATIONS

The total number of candidates who registered for the 2023 First session of examinations is given in Table 2.1. Candidates born in 2004 are 18 years of age by the end of the examinations in 2023. As this was the modal age at which candidates used to sit for MC examinations, the number of registrations from this cohort is given. In 2022, 44.9% of the candidates for the First session were 18-year-olds and 474 candidates (12.5%) sat for a combination of subjects which could qualify them for the Matriculation Certificate. A total of 949 (25.0%) of registrants were 17-year-olds.

*Table 2.1: Total Number of Candidates Sitting for Matriculation Examinations*

	Males	Females	Total
<b>All Candidates</b>	1575	2218	3793
<b>2005 cohort</b>	708	994	1702
<b>2006 cohort</b>	410	539	949
<b>2004 cohort</b>	237	318	555

Table 2.2 presents the number of registrations for the First session of Advanced and Intermediate Level examinations by year of birth and sex.

*Table 2.2: First Session Registrations by Year of Birth and Sex*

Year	Advanced Level			Intermediate Level		
	Males	Females	Total	Males	Females	Total
<b>&lt;1997</b>	44	98	142	16	58	74
<b>1997</b>	3	2	5	0	0	0
<b>1998</b>	5	6	11	5	2	7
<b>1999</b>	5	8	13	5	4	9
<b>2000</b>	7	16	23	5	7	12
<b>2001</b>	14	20	34	13	17	30
<b>2002</b>	29	35	64	21	33	54
<b>2003</b>	61	91	152	64	76	140
<b>2004</b>	210	283	493	189	245	434
<b>2005</b>	683	960	1643	660	946	1606
<b>2006</b>	105	155	260	384	511	895
<b>Total</b>	<b>1166</b>	<b>1674</b>	<b>2840</b>	<b>1362</b>	<b>1899</b>	<b>3261</b>

The largest number of registrations for both Advanced and Intermediate Level examinations, 57.9% and 49.2% respectively, belonged to the 2005 cohort. This is the cohort that turned eighteen years of age in 2023.

The use of live births in calculating the percentage of 18-year-olds sitting for examinations has been questioned in the past years with the changing demography of Malta. Another measure which is used instead of live births is the number of people residing in Malta. The National Statistics Office (NSO) stated that there were 4,312 people (2,237 males and 2,073 females) who were born in 2005 and residing in Malta in 2023. Using the latter statistic, it would mean that 39.5% of the 18-year-old cohort (31.6% of males and 47.9% of females) registered for Matriculation examinations in the First session of 2022. While these calculations are

## Statistical Report (2023): Matriculation Certificate Examinations

more real as they consider emigrations, immigrations, and deaths, it is difficult to compare with the values published in earlier statistical reports.

Table 2.2 indicates that, in both Advanced and Intermediate Level examinations, there were more registrations from female rather than male candidates. At Advanced Level, 58.9% of registrations were from females while at Intermediate Level, 58.2% of registrations were from females.

After the change in regulations in 2012, an increase in the candidates who sit for MC examinations at the age of 17 was noted. In the 2023 First session, there were 260 (9.2%) registrations for Advanced level subjects and 895 (27.4%) registrations for Intermediate level subjects from the 2006 cohort. Moreover, there were eight candidates aged 16 for the First session of 2023 and 89 who registered for the Second session. Fifteen of the candidates sitting for Matriculation examinations in 2023 were more than 60 years old, with the oldest candidate being 71 years old.

Table 2.3 on the next page provides information on the numbers of candidates, males and females, who applied for the Matriculation examinations at Advanced and Intermediate levels in the different subjects. The figures that follow present the data graphically for each group of subjects. Figures 2.1 to 2.4 present the numbers of male and female registrations per subject at Advanced (AM) level while Figures 2.5 to 2.8 present data for subjects at Intermediate (IM) level.

## Statistical Report (2023): Matriculation Certificate Examinations

*Table 2.3: Matriculation Examination First Session Registrations by Subject and Sex*

Subject	Advanced Level			Intermediate Level		
	Males	Females	Total	Males	Females	Total
ACCOUNTING	105	159	264	30	21	51
APPLIED MATHS	10	2	12	25	6	31
ARABIC	8	17	25	2	2	4
ART	12	53	65	2	11	13
BIOLOGY	179	354	533	62	303	365
CHEMISTRY	150	262	412	8	21	29
CLASSICAL STUDIES			0	29	53	82
COMPUTING	115	33	148	47	24	71
ECONOMICS	101	59	160	31	37	68
ENG. DRAWING & GRAPH. COMM.			0	58	23	81
ENGINEERING DRAWING	0	1	1			0
ENGLISH	192	543	735	553	562	1115
ENVIRONMENTAL SCIENCE			0	135	222	357
FRENCH	7	26	33	13	40	53
GEOGRAPHY	11	8	19	44	28	72
GERMAN	3	13	16	24	28	52
GRAPHICAL COMMUNICATION	13	14	27			0
GREEK	0	0	0	0	0	0
HISTORY	43	25	68	32	20	52
HOME ECON. & HUMAN ECOLOGY	5	53	58	16	50	66
INFORMATION TECHNOLOGY	40	11	51	45	29	74
ITALIAN	15	27	42	14	43	57
LATIN	0	0	0	1	1	2
MALTESE	133	331	464	52	72	124
MARKETING	252	276	528	185	234	419
MUSIC	5	3	8	5	7	12
PHILOSOPHY	38	67	105	80	131	211
PHYSICAL EDUCATION			0	85	60	145
PHYSICS	200	126	326	204	164	368
PSYCHOLOGY			0	245	637	882
PURE MATHS	311	152	463	249	306	555
RELIGIOUS KNOWLEDGE	15	22	37	57	54	111
RUSSIAN	2	3	5	4	2	6
SOCIOLOGY	63	186	249	96	210	306
SPANISH	5	12	17	16	31	47
SYSTEMS OF KNOWLEDGE			0	662	926	1588
THEATRE AND PERFORMANCE	3	11	14	6	19	25

## Statistical Report (2023): Matriculation Certificate Examinations

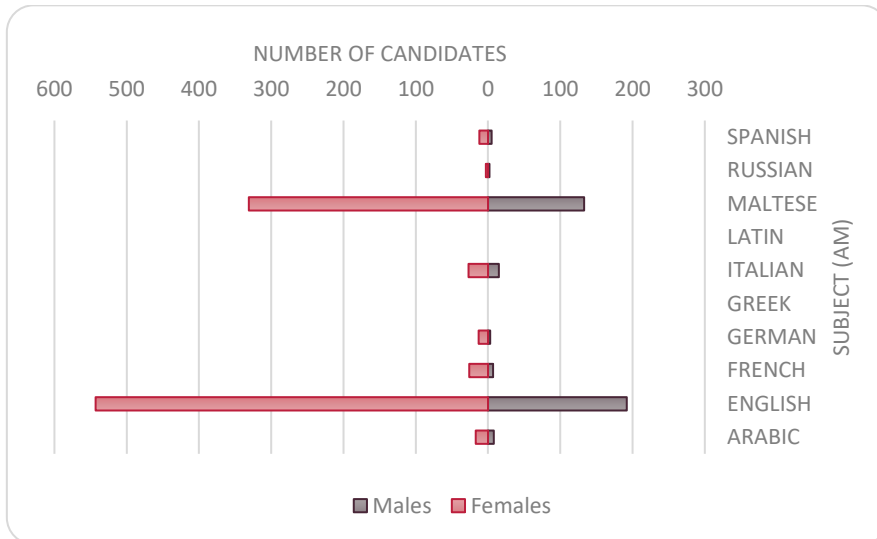


Figure 2.1: Advanced Registration by Sex: Group 1

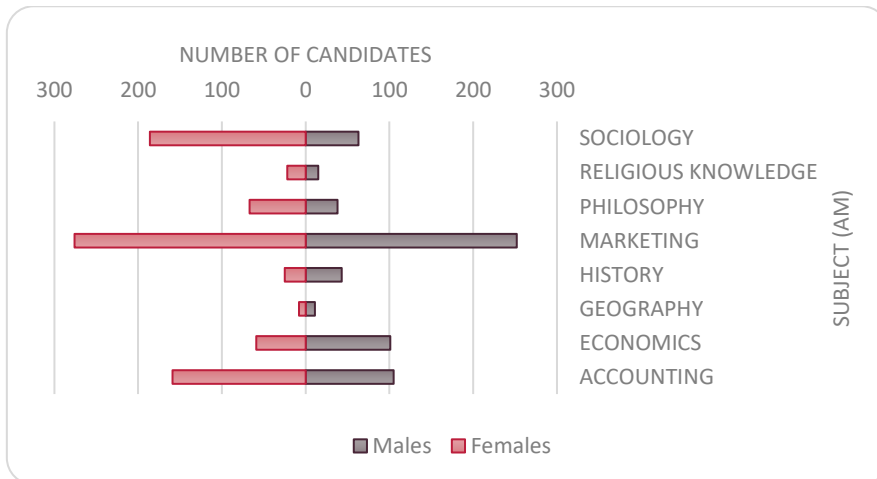


Figure 2.2: Advanced Registration by Sex: Group 2

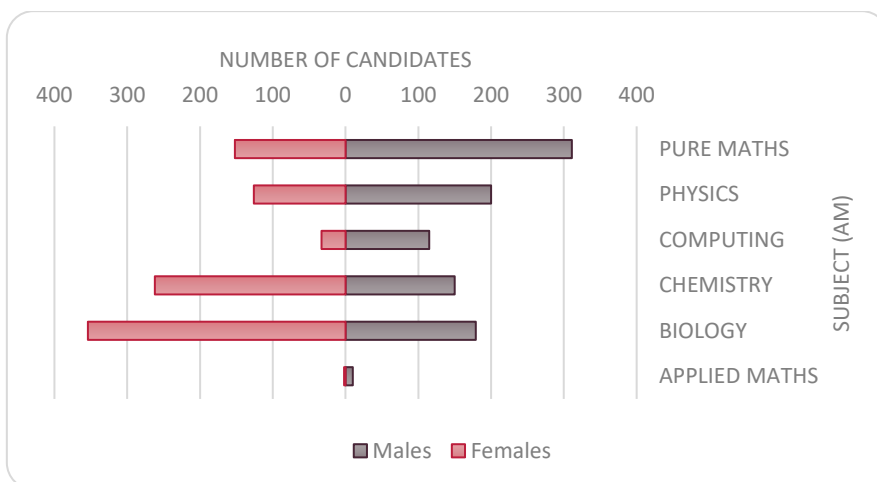


Figure 2.3: Advanced Registration by Sex: Group 3

## Statistical Report (2023): Matriculation Certificate Examinations

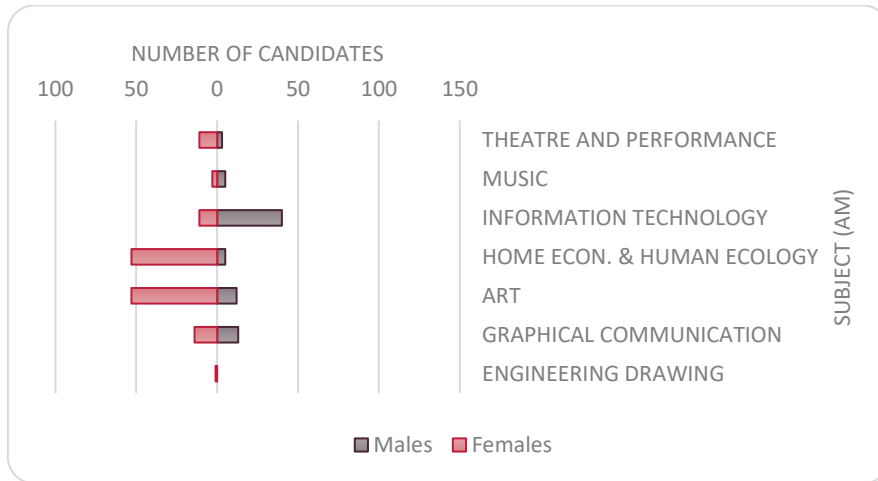


Figure 2.4: Advanced Registration by Sex: Group 4

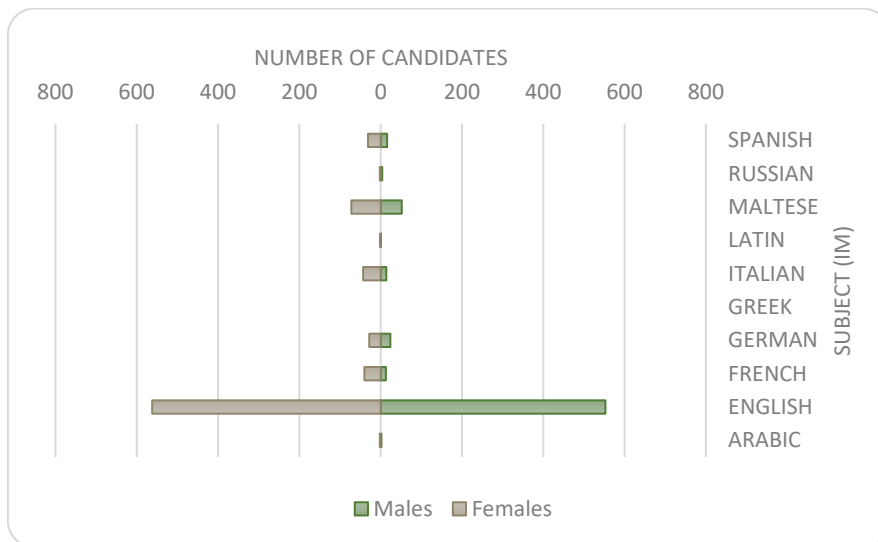


Figure 2.5: Intermediate Registration by Sex: Group 1

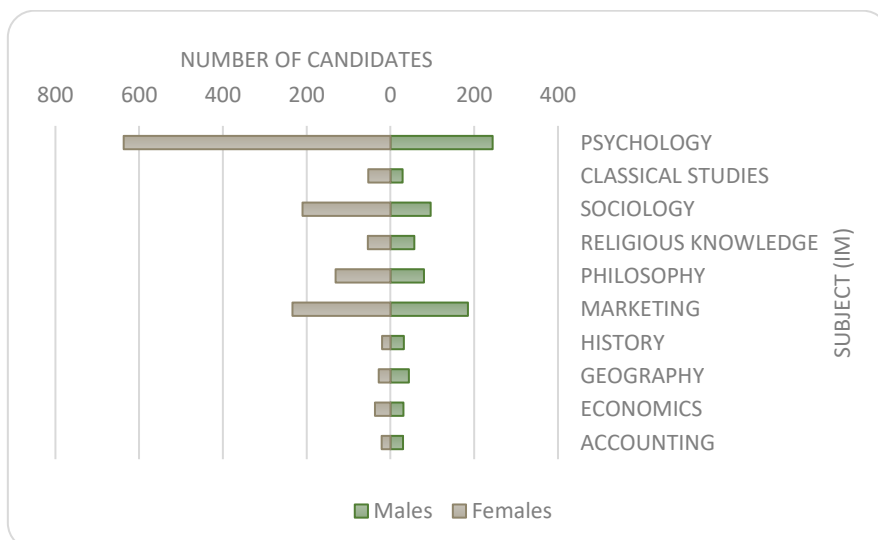


Figure 2.6: Intermediate Registration by Sex: Group 2

## Statistical Report (2023): Matriculation Certificate Examinations

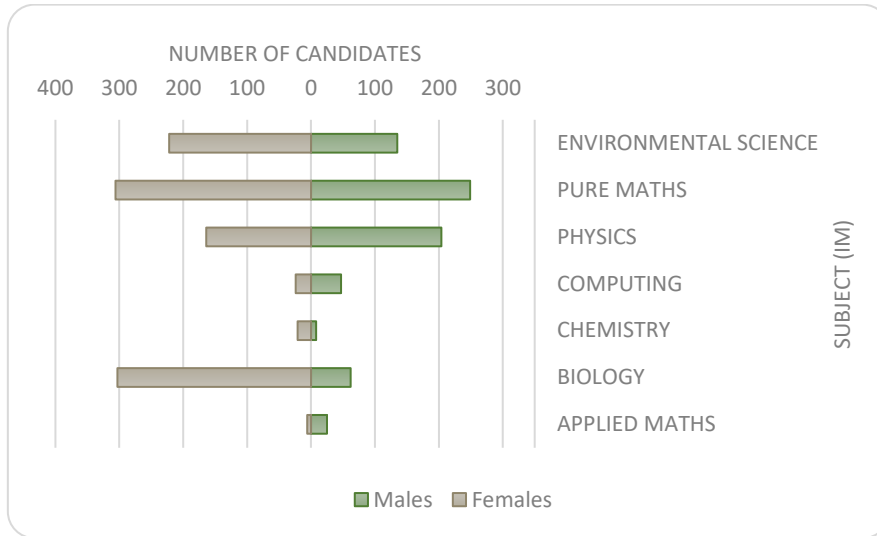


Figure 2.7: Intermediate Registration by Sex: Group 3

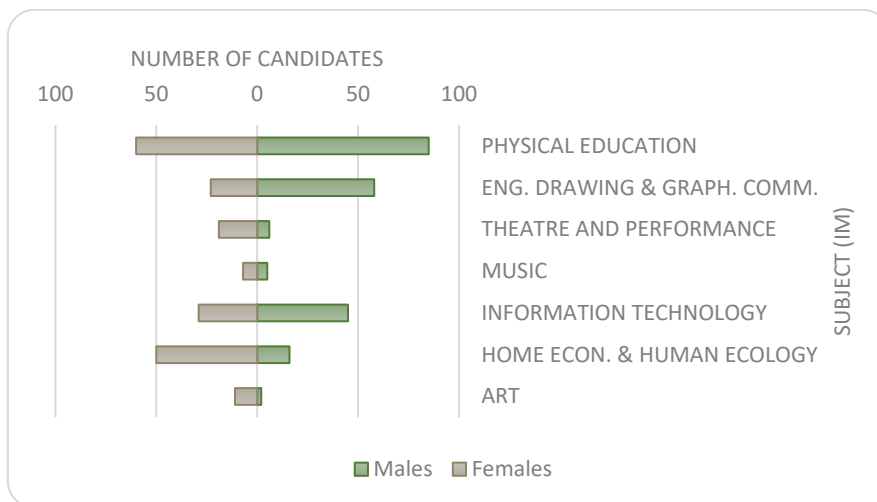


Figure 2.8: Intermediate Registration by Sex: Group 4

The most popular subjects at Advanced level were English (735 candidates) and, to a much lesser extent, Maltese (464 candidates) from Group 1 and Marketing (528 candidates) and Accounting (264 candidates) from Group 2; and Computing (148 candidates) and Art (65 candidates) from Group 4. Registrations in Group 3 subjects are of a comparable magnitude except for Applied Mathematics for which only a few candidates register at either level. At Intermediate level, the popularity of English (1,478 candidates), Psychology (1,026 candidates), Pure Mathematics (585 candidates), and PE (197 candidates) is prominent in their respective groups.

Most subjects are marked by a higher number of female candidates. This is expected given the larger percentage of female candidates. However, this gender difference is more visible in subjects such as Theatre and Performance, Art, Home Economics and Human Ecology, French, and German. Group 1 subjects are

## Statistical Report (2023): Matriculation Certificate Examinations

marked with the largest sex disparity amongst groups, with 72.7% of candidates at Advanced level being female.

More male candidates applied for some subjects including History, Computing, Information Technology, Applied Mathematics, and Physics at either Advanced or Intermediate level. AM Pure Mathematics and IM Physical Education also had a higher number of male candidates. Group 4 subjects at Intermediate level are the only group of subjects with a larger proportion of male candidates (52.2% of registrations). A pass in a Group 4 subject is not necessary for one to be awarded the Matriculation Certificate. Figures 2.9 and 2.10 below illustrate this information by presenting the numbers of male and female registrations per Group of subjects at Advanced (AM) and Intermediate (IM) levels respectively.

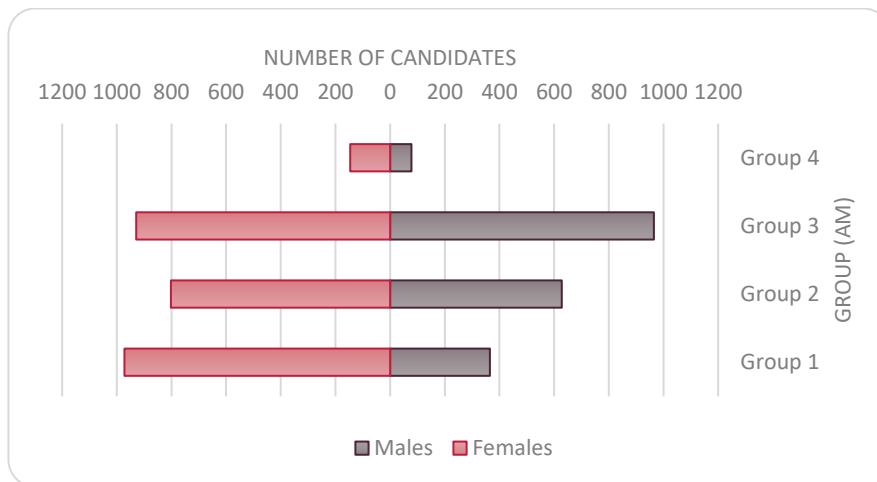


Figure 2.9: Advanced Registration per Group by Sex

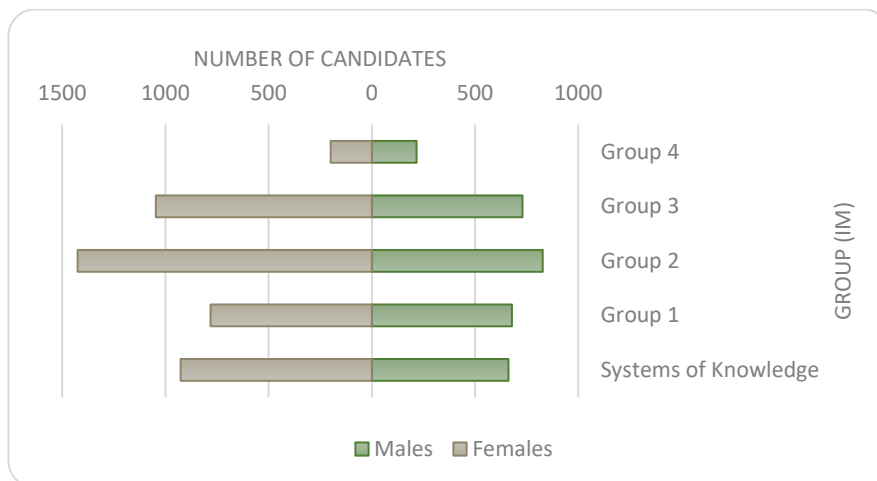


Figure 2.10: Intermediate Registration per Group by Sex

Although the award of the Matriculation Certificate depends on passes in two subjects at Advanced Level, three at Intermediate Level, and Systems of Knowledge, several candidates do not sit for this number of examinations. Table 2.4 below provides information on the numbers of candidates, males and females, who applied for one to seven subjects at Advanced Level and at Intermediate Level in the different subjects, including Systems of Knowledge.

## Statistical Report (2023): Matriculation Certificate Examinations

*Table 2.4: First Session Registrations by Number of Subjects, Level and Sex*

Number of Subjects	Advanced Level			Intermediate Level		
	Males	Females	Total	Males	Females	Total
1	361	590	951	425	559	984
2	750	1005	1755	401	591	992
3	52	74	126	284	421	705
4	2	3	5	234	298	532
5	1	3	4	14	26	40
6	1	0	1	4	6	10
7				1	1	2
8				0	1	1

Table 2.4 shows that most candidates registered for two subjects at Advanced level. Relatively few candidates registered for four or more subjects IM level (17.8%), with most candidates opting for less subjects at this level. A significant number of candidates registered for one Advanced Level examination only, while 126 candidates attempted three Advanced Level examinations. Some figures show in the table above contrast with past reports, where candidates sitting for more than three AM level subjects were rare.

This year there were 189 candidates (5.0%) who requested examination access arrangements (EAAs) at this level. Table 2.5 shows the presenting conditions of these candidates. The percentage of registrations for EAAs is higher amongst male candidates (6.2% as opposed to 4.1% for female candidates).

It is important to point out that applications by candidates with disability were processed by the ACCESS - Disability Support Committee of the Università ta' Malta. This committee assesses which examination access arrangements are appropriate to enable these candidates to access the examinations at an equitable level with their peers. In general, special arrangements included extra time and rest periods, large print, rooms with fewer candidates, as well as special instructions to examiners, invigilators and markers.

*Table 2.5: Number of Requests for Examination Access Arrangements by Presenting Condition*

Condition	M	F	Number of Candidates
<b>ADD/ADHD</b>	22	22	44
<b>Autism Spectrum Disorder</b>	15	3	18
<b>DCD/Dyspraxia</b>	9	2	11
<b>Hearing Impairment</b>	2	4	6
<b>Last minute Injuries</b>	2	0	2
<b>Medical Condition</b>	13	9	22
<b>Mental Health</b>	4	15	19
<b>Mobility Problems</b>	1	2	3
<b>SpLD/ADHD</b>	10	16	26
<b>SpLD/Dyslexia</b>	19	17	36
<b>Visual Impairment</b>	0	1	1
<b>TOTAL</b>	<b>98</b>	<b>91</b>	<b>189</b>



## Statistical Report (2023): Matriculation Certificate Examinations

Table 2.6 shows the number of registrations by subject at Advanced and Intermediate levels made by candidates who requested EAA. Subjects with no registrations at both levels are omitted from this table.

*Table 2.6: Number of Registrations by Subject by Candidates who Requested Access Arrangements*

Subject	AM	IM
Accounting	33	5
Applied Maths	0	1
Art	3	1
Biology	18	20
Chemistry	14	2
Classical Studies	0	8
Computing	6	4
Economics	5	4
Eng. Drawing & Graph. Comm.	0	4
English	28	62
Environmental Science	0	20
French	1	5
Geography	2	2
German	0	1
Graphical Communication	5	0
History	0	0
Home Econ. & Human Ecology	13	1
Information Technology	4	4
Italian	5	5
Maltese	22	10
Marketing	24	27
Philosophy	4	11
Physical Education	0	4
Physics	16	13
Psychology	0	43
Pure Maths	24	22
Religious Knowledge	2	5
Sociology	12	20
Spanish	1	0
Systems Of Knowledge	0	75
Theatre And Performance	1	1

Table 2.7 presents the number of candidates who registered for the Matriculation examinations from the different localities in Malta and Gozo. The data is grouped by locality as well as by region. Figure 2.11 graphically represents the number of candidates from the different regions.

## Statistical Report (2023): Matriculation Certificate Examinations

*Table 2.7: First Session Registrations of Matriculation Examinations Candidates by Region and Locality*

Locality	Males	Females	Total
<b>Southern Harbour</b>	<b>155</b>	<b>265</b>	<b>420</b>
Vittoriosa	2	8	10
Cospicua	3	11	14
Fgura	30	33	63
Floriana	5	5	10
Isla	1	5	6
Kalkara	9	12	21
Luqa	13	31	44
Marsa	1	9	10
Paola	15	18	33
Santa Luċija	2	4	6
Tarxien	18	40	58
Valletta	7	15	22
Xgħajra	3	8	11
Żabbar	46	66	112
<b>Northern Harbour</b>	<b>415</b>	<b>546</b>	<b>964</b>
Birkirkara	65	81	146
Fleur-de-Lys	3	2	5
Gżira	14	25	39
Ħamrun	8	26	34
Kappara	12	18	30
Msida	20	21	41
Paceville	0	2	2
Pembroke	20	13	33
Pieta'	5	9	14
Qormi	39	61	101
San Ġiljan	27	36	63
San Ġwann	44	63	107
Santa Venera	32	32	64
Sliema	39	55	95
Swatar	29	25	54
Swieqi	56	68	125
Ta' Xbiex	2	9	11

Statistical Report (2023): Matriculation Certificate Examinations

<b>South Eastern</b>	<b>247</b>	<b>365</b>	<b>612</b>
Birżebbuġa	23	50	73
Għaxaq	19	36	55
Gudja	4	15	19
Kirkop	10	13	23
Marsascula	60	69	129
Marsaxlokk	12	18	30
Mqabba	22	14	36
Qrendi	8	18	26
Safi	4	6	10
Żejtun	31	39	70
Żurrieq	54	87	141
<b>Western</b>	<b>274</b>	<b>374</b>	<b>648</b>
Attard	64	87	151
Baħrija	4	12	16
Balzan	20	21	41
Dingli	6	23	29
Iklin	13	18	31
Lija	19	23	42
Mrieħel	0	0	0
Mtarfa	12	16	28
Rabat	42	62	104
Siggiewi	37	51	88
Żebbuġ	57	61	118
<b>Northern</b>	<b>301</b>	<b>445</b>	<b>746</b>
Baħar iċ-Ċagħaq	8	7	15
Buġibba	0	3	3
Burmarrad	3	12	15
Għargħur	17	27	44
Madliena	15	11	26
Manikata	0	0	0
Mellieħa	33	64	97
Mdina	0	0	0
Mġarr	20	24	44
Mosta	98	136	234
Naxxar	65	68	133
Qawra	3	10	13
San Pawl il-Baħar	39	83	122
<b>Total</b>	<b>1392</b>	<b>1995</b>	<b>3390</b>

## Statistical Report (2023): Matriculation Certificate Examinations

Locality	Males	Females	Total
<b>Gozo</b>	<b>183</b>	<b>223</b>	<b>406</b>
Fontana	6	10	16
Għajnsielem	13	14	27
Għarb	4	6	10
Għasri	7	2	9
Kerċem	7	11	18
Marsalforn	1	5	6
Munxar	8	5	13
Nadur	23	25	48
Qala	9	16	25
San Lawrenz	3	3	6
Sannat	13	13	26
Santa Luċija	1	1	2
Victoria	37	49	86
Xagħra	28	35	63
Xewkija	14	20	34
Xlendi	3	1	4
Żebbuġ	6	7	13

The data presented in Table 2.7 is illustrated in Figure 2.11. In Malta, the largest number of registrations by region for the Matriculation Certificate comes from the Northern Harbour (25.4%) and Northern (19.7%) regions while least number of candidates comes from Gozo (10.7%) and Southern Harbour (11.1%) regions. Most candidates come from the town/village of Mosta (234 candidates), Attard (151 candidates), Birkirkara (146 candidates), Żurrieq (141 candidates) and Naxxar (133 candidates). Most candidates from Gozo came from the locality of Victoria (86 candidates).

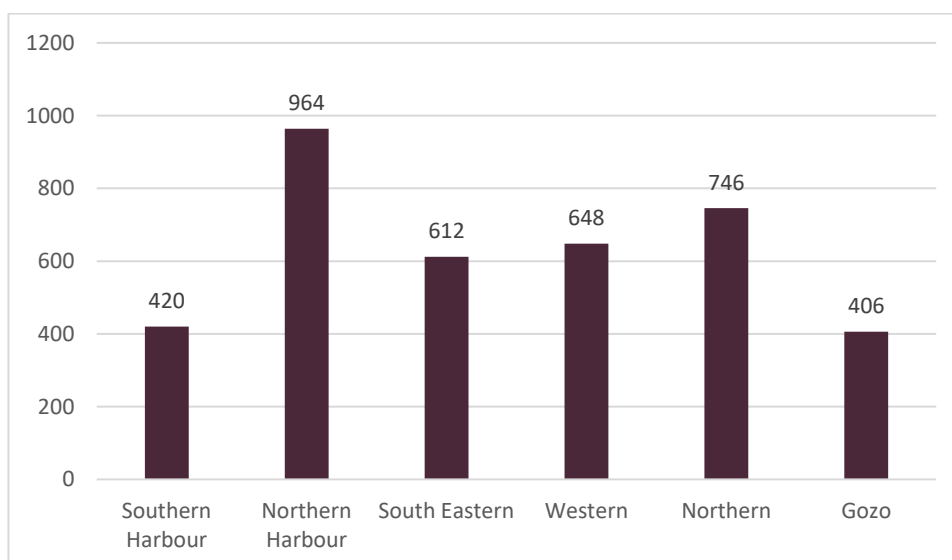


Figure 2.11: First Session Registrations of Matriculation Examinations Candidates by Region

Table 2.8 shows the number of candidates who requested a Revision of Papers following the First examination session. There were six subjects in which no requests for Revision of Papers were made at either Advanced or Intermediate level. These are Arabic, Greek, Italian, Russian, Latin, and Spanish. Apart

## Statistical Report (2023): Matriculation Certificate Examinations

from Italian and Spanish, these are subjects with less than 30 candidates. Subjects with no RoP registration at both levels are omitted in the table that follows.

The overall percentage of requests for Revision of Papers was higher for subjects at Advanced level compared to Intermediate level (7.2% and 2.6% respectively). Although the percentage of registrations for RoP at Intermediate level is like that reported in 2022, that for Advanced level subjects is higher. Most percentage requests at Advanced level were in Graphical Communication (14.8%), Chemistry (12.1%), English (11.2%), Physics (10.4%), and Computing (9.5%). At Intermediate level more requests were made in English (4.7%, 52 candidates) and Geography (6.9%, 5 candidates). Data relating to the outcome of these requests is presented in the following section.

## Statistical Report (2023): Matriculation Certificate Examinations

*Table 2.8: First Session Registrations for Revision of Papers*

Subject	Advanced Level			Intermediate Level		
	Registered	Requested	%	Registered	Requested	%
Accounting	264	15	5.7	51	0	0.0
Applied maths	12	0	0.0	31	1	3.2
Art	65	4	6.2	13	1	7.7
Biology	533	47	8.8	365	7	1.9
Chemistry	412	50	12.1	29	0	0.0
Classical studies				82	1	1.2
Computing	148	14	9.5	71	0	0.0
Economics	160	6	3.8	68	1	1.5
Eng. drawing & graph. comm.				81	1	1.2
English	735	82	11.2	1115	52	4.7
Environmental science	0			357	3	0.8
French	33	0	0.0	53	1	1.9
Geography	19	1	5.3	72	5	6.9
German	16	0	0.0	52	1	1.9
Graphical communication	27	4	14.8			
History	68	4	5.9	52	1	1.9
Home econ. & human ecology	58	1	1.7	66	1	1.5
Information technology	51	2	3.9	74	1	1.4
Maltese	464	33	7.1	124	1	0.8
Marketing	528	20	3.8	419	10	2.4
Music	8	0	0.0	12	1	8.3
Philosophy	105	2	1.9	211	6	2.8
Physical education				145	2	1.4
Physics	326	34	10.4	368	16	4.3
Psychology				881	19	2.2
Pure maths	463	28	6.0	555	13	2.3
Religious knowledge	37	0	0.0	111	2	1.8
Sociology	249	2	0.8	306	3	1.0
Systems of knowledge				1588	46	2.9
Theatre and performance	14	1	7.1	25	1	4.0
<b>Total</b>	<b>4885</b>	<b>350</b>	<b>7.2</b>	<b>7493</b>	<b>197</b>	<b>2.6</b>

### 3. FIRST SESSION RESULTS

Table 3.1 presents the Advanced Level results by biological sex obtained in the different subjects for all candidates. Table 3.2 presents the same information for Intermediate Level results.

*Table 3.1: First Session - Advanced Level Results by Subject and Sex*

Subject	A	B	C	D	E	F	abs	Total
Accounting	21	42	52	30	18	70	32	265
Females	14	25	32	15	11	46	16	159
Males	7	17	20	15	7	24	15	105
Applied Mathematics	0	0	3	0	0	3	6	12
Females	0	0	0	0	0	0	2	2
Males	0	0	3	0	0	3	4	10
Arabic	1	4	6	3	2	2	7	25
Females	1	2	5	2	1	1	5	17
Males	0	2	1	1	1	1	2	8
Art	4	10	15	19	2	4	11	65
Females	3	8	13	15	2	4	8	53
Males	1	2	2	4	0	0	3	12
Biology	57	101	130	78	59	72	36	533
Females	31	65	88	49	46	48	27	354
Males	26	36	42	29	13	24	9	179
Chemistry	31	81	94	81	38	62	25	412
Females	15	46	64	55	27	39	16	262
Males	16	35	30	26	11	23	9	150
Computing	19	21	40	32	11	19	6	148
Females	6	4	7	5	3	5	3	33
Males	13	17	33	27	8	14	3	115
Economics	6	28	40	25	5	23	33	160
Females	2	12	15	9	1	6	14	59
Males	4	16	25	16	4	17	19	101
Engineering Drawing	0	0	0	0	0	0	1	1
Females	0	0	0	0	0	0	1	1
Males	0	0	0	0	0	0	0	0
English	18	63	206	144	113	108	84	736
Females	15	52	157	97	78	78	66	543
Males	3	11	49	47	35	30	17	192
French	4	8	8	5	3	2	3	33
Females	3	7	8	3	1	1	3	26
Males	1	1	0	2	2	1	0	7
Geography	1	4	4	4	2	3	1	19
Females	1	2	2	1	0	2	0	8
Males	0	2	2	3	2	1	1	11

Statistical Report (2023): Matriculation Certificate Examinations

German	3	1	4	4	3	0	1	16
Females	3	1	3	3	2	0	1	13
Males	0	0	1	1	1	0	0	3
Graphical Communication	1	3	4	4	4	10	1	27
Females	0	2	2	3	3	4	0	14
Males	1	1	2	1	1	6	1	13
Greek	0	0	0	0	0	0	0	0
Females	0	0	0	0	0	0	0	0
Males	0	0	0	0	0	0	0	0
History	5	11	18	13	7	3	11	68
Females	2	5	5	5	1	0	7	25
Males	3	6	13	8	6	3	4	43
Home Econ. & Human Ecology	3	8	15	14	7	5	6	58
Females	3	8	13	14	5	4	6	53
Males	0	0	2	0	2	1	0	5
Information Technology	2	6	12	14	7	3	7	51
Females	0	2	2	3	0	0	4	11
Males	2	4	10	11	7	3	3	40
Italian	5	7	9	2	3	4	12	42
Females	3	4	5	2	2	1	10	27
Males	2	3	4	0	1	3	2	15
Latin	0	0	0	0	0	0	0	0
Females	0	0	0	0	0	0	0	0
Males	0	0	0	0	0	0	0	0
Maltese	16	79	129	84	47	53	56	464
Females	11	64	92	56	30	39	39	331
Males	5	15	37	28	17	14	17	133
Marketing	45	66	121	69	35	83	110	529
Females	29	33	55	40	16	39	64	276
Males	16	33	66	29	19	44	45	252
Music	2	0	5	0	0	1	0	8
Females	0	0	2	0	0	1	0	3
Males	2	0	3	0	0	0	0	5
Philosophy	14	18	24	15	5	14	15	105
Females	8	16	15	10	1	9	8	67
Males	6	2	9	5	4	5	7	38
Physics	19	52	87	63	43	38	24	326
Females	2	21	39	20	20	16	8	126
Males	17	31	48	43	23	22	16	200
Pure Mathematics	58	92	112	27	22	103	49	463
Females	19	33	37	8	6	37	12	152
Males	39	59	75	19	16	66	37	311
Religious Knowledge	1	3	5	10	1	7	10	37
Females	0	3	0	6	1	4	8	22



Statistical Report (2023): Matriculation Certificate Examinations

	Males	1	0	5	4	0	3	2	15
Russian		0	0	0	0	0	2	3	5
	Females	0	0	0	0	0	2	1	3
	Males	0	0	0	0	0	0	2	2
Sociology		10	44	79	37	16	11	52	249
	Females	9	33	60	27	11	7	39	186
	Males	1	11	19	10	5	4	13	63
Spanish		3	2	2	3	1	3	3	17
	Females	1	1	1	3	1	2	3	12
	Males	2	1	1	0	0	1	0	5
Theatre And Performance		1	3	3	0	0	6	1	14
	Females	1	1	3	0	0	5	1	11
	Males	0	2	0	0	0	1	0	3

## Statistical Report (2023): Matriculation Certificate Examinations

*Table 3.2: First Session - Intermediate Level Results by Subject and Sex*

Subject	A	B	C	D	E	F	abs	Total
Accounting	5	8	12	6	4	9	7	51
Females	3	4	4	3	1	4	2	21
Males	2	4	8	3	3	5	5	30
Applied Mathematics	2	3	9	3	4	2	8	31
Females	0	0	1	0	1	1	3	6
Males	2	3	8	3	3	1	5	25
Arabic	2	1	0	0	0	0	2	5
Females	2	0	0	0	0	0	0	2
Males	0	1	0	0	0	0	1	2
Art	0	2	2	3	0	1	5	13
Females	0	2	2	2	0	0	5	11
Males	0	0	0	1	0	1	0	2
Biology	11	38	60	69	33	62	92	365
Females	10	29	50	58	30	50	76	303
Males	1	9	10	11	3	12	16	62
Chemistry	3	2	2	2	1	13	6	29
Females	3	2	2	1	0	9	4	21
Males	0	0	0	1	1	4	2	8
Classical Studies	5	4	17	6	14	23	13	82
Females	3	3	10	5	10	13	9	53
Males	2	1	7	1	4	10	4	29
Computing	4	6	21	11	3	5	21	71
Females	1	3	10	2	0	0	8	24
Males	3	3	11	9	3	5	13	47
Economics	12	3	7	10	5	11	21	69
Females	9	2	3	5	3	4	11	37
Males	3	1	4	5	2	7	9	31
Eng. Drawing & Graph. Comm.	3	3	16	9	14	24	12	81
Females	1	1	6	3	6	4	2	23
Males	2	2	10	6	8	20	10	58
English	19	100	367	147	130	226	126	1115
Females	11	65	195	66	63	101	61	562
Males	8	35	172	81	67	125	65	553
Environmental Science	14	34	78	72	37	36	86	357
Females	7	22	46	47	23	21	56	222
Males	7	12	32	25	14	15	30	135
French	4	7	14	8	7	6	7	53
Females	2	6	11	6	5	4	6	40
Males	2	1	3	2	2	2	1	13

Statistical Report (2023): Matriculation Certificate Examinations

Geography		5	9	16	11	12	8	11	72
	Females	2	4	6	4	3	4	5	28
	Males	3	5	10	7	9	4	6	44
German		8	13	5	11	3	3	9	52
	Females	6	6	3	4	0	2	7	28
	Males	2	7	2	7	3	1	2	24
History		4	11	13	6	5	2	11	52
	Females	1	5	3	3	2	1	5	20
	Males	3	6	10	3	3	1	6	32
Home Econ. & Human Ecology		6	7	14	7	4	8	20	66
	Females	5	6	10	6	2	3	18	50
	Males	1	1	4	1	2	5	2	16
Information Technology		5	10	22	12	2	6	17	74
	Females	3	7	7	3	2	0	7	29
	Males	2	3	15	9	0	6	10	45
Italian		7	12	10	7	3	7	11	57
	Females	4	8	7	5	2	7	10	43
	Males	3	4	3	2	1	0	1	14
Latin		1	0	0	0	0	0	1	2
	Females	0	0	0	0	0	0	1	1
	Males	1	0	0	0	0	0	0	1
Maltese		5	13	33	28	10	18	17	124
	Females	3	8	21	14	5	10	11	72
	Males	2	5	12	14	5	8	6	52
Marketing		36	72	88	49	39	52	83	419
	Females	21	34	53	30	19	23	54	234
	Males	15	38	35	19	20	29	29	185
Music		0	1	1	5	0	3	2	12
	Females	0	1	0	3	0	2	1	7
	Males	0	0	1	2	0	1	1	5
Philosophy		9	20	59	20	31	26	46	211
	Females	7	12	36	9	20	18	29	131
	Males	2	8	23	11	11	8	17	80
Physical Education		8	21	42	18	14	18	24	145
	Females	5	8	13	10	6	6	12	60
	Males	3	13	29	8	8	12	12	85
Physics		21	33	81	49	44	84	56	368
	Females	8	13	34	18	26	36	29	164
	Males	13	20	47	31	18	48	27	204
Psychology		54	84	186	139	78	139	202	882
	Females	36	63	145	100	47	88	158	637
	Males	18	21	40	39	31	51	44	244
Pure Mathematics		46	63	97	66	59	142	84	557
	Females	26	44	55	38	31	73	39	306

Statistical Report (2023): Matriculation Certificate Examinations

	Males	20	19	42	28	28	69	43	249
Religious Knowledge		8	10	23	22	2	27	19	111
	Females	6	4	12	10	1	10	11	54
	Males	2	6	11	12	1	17	8	57
Russian		2	2	2	0	0	0	0	6
	Females	0	1	1	0	0	0	0	2
	Males	2	1	1	0	0	0	0	4
Sociology		19	47	58	39	26	41	76	306
	Females	14	30	40	27	21	24	54	210
	Males	5	17	18	12	5	17	22	96
Spanish		8	10	9	4	3	5	8	47
	Females	6	7	8	2	2	2	4	31
	Males	2	3	1	2	1	3	4	16
Systems Of Knowledge		96	256	551	270	90	194	132	1589
	Females	58	165	336	148	45	108	66	926
	Males	38	91	215	122	45	86	65	662
Theatre And Performance		5	2	4	4	0	7	3	25
	Females	4	1	4	2	0	6	2	19
	Males	1	1	0	2	0	1	1	6

## Statistical Report (2023): Matriculation Certificate Examinations

Candidates' performance varies between subjects. At Advanced level, the percentage of candidates attaining Grades A to C varies between subjects from Russian (0%), Religious Knowledge (24.3%) and Applied Mathematics (25.0%) to Pure Mathematics (56.6%), French (60.6%) and Music (87.5%). In most subjects the whole range of attainable grades is assigned. Overall, 47.7% of all the grades obtained within the session fall within the Grades A to C range. On considering only the results of candidates who actually sat for their examinations (those who were not absent for all components), this value rises to 49.7%. At Intermediate level (Table 3.2), the percentage of candidates attaining Grades A to C varies from Music (16.7%) and Chemistry (24.1%) to Russian (100%), Arabic (60.0%), Spanish (57.4%) and Systems of Knowledge (56.8%), with 43.5% of the obtained grades within the examination session falling within the Grades A to C range. If taking into consideration only the results of the candidates who were present for the examinations they registered for, this value increases to 54.0%. On comparing these values with the results obtained by the candidates who registered for the First Session of 2022, it seems that an increase in the percentage of candidates obtaining Grades A to C was noted in most subjects at either level.

The percentage of absent candidates remains considerably following the removal of candidate registration fees for examinations. On average, 12.4% of candidates were absent for Advanced level examinations while 16.5% were absent for Intermediate level examinations in 2023. This difference is notable in some subjects more than others. For example, more than a quarter of applicants were absent for Advanced Religious Knowledge (27.0%), Arabic (28.0%), Italian (28.6%), Applied Mathematics (50.0%), Russian (60.0%), and Engineering Drawing (100%). For Intermediate Level, the values of absenteeism were high for Latin (50%), Arabic (40%), Art (38.5%), Economics (30.4%), Home Economics and Human Ecology (30.3%), and Computing (29.6%).

### Percentage of 2023 First session candidates attaining Grades A to C in subjects at Advanced level

>80%	Music,
>70%	
>60%	French,
>50%	Biology, Chemistry, Computing, German, History, Italian, Philosophy, Pure Maths, Sociology,
>40%	Accounting, Arabic, Art, Economics, Geography, Home Econ. & Human Ecology, Maltese, Marketing, Physics, Spanish,
>30%	English, Graphical Communication, Information Technology,
<30%	Applied Maths, Engineering Drawing, Religious Knowledge, Russian,

## Statistical Report (2023): Matriculation Certificate Examinations

Percentage of 2023 First session candidates attaining Grades A to C in subjects at Intermediate level	
>60%	Arabic,
>50%	German, History, Information Technology, Italian, Latin,
>40%	Accounting, Applied Maths, Computing, English, French, Geography, Home Econ. & Human Ecology, Maltese, Marketing, Philosophy, Physical Education,
>30%	Art, Biology, Classical Studies, Economics, Environmental Science, Physics, Psychology, Pure Maths,
<30%	Chemistry, Eng. Drawing & Graph. Comm., Music,

As from this Statistical Report of 2023, Table 3.3 shows how the percentages of candidates obtaining Grades A to C in the various subjects at Advanced and Intermediate level change on omitting candidates who were absent for the assessment from the equation. This table provides further information when assessing the achievement of candidates.

## Statistical Report (2023): Matriculation Certificate Examinations

*Table 3.3: First Session – Percentage of candidates obtaining Grades A to C per subject with and without absent candidates.*

Subject	Advanced Level			Intermediate Level		
	% A to C	% abs	% A to C without abs	% A to C	% abs	% A to C without abs
Accounting	43.4	12.1	59.0	49.0	13.7	59.5
Applied maths	25.0	50.0	33.3	45.2	25.8	48.3
Arabic	44.0	28.0	47.8	60.0	40.0	60.0
Art	44.6	16.9	47.5	30.8	38.5	33.3
Biology	54.0	6.8	62.5	29.9	25.2	36.0
Chemistry	50.0	6.1	58.9	24.1	20.7	43.8
Classical studies				31.7	15.9	44.1
Computing	54.1	4.1	62.0	43.7	29.6	47.0
Economics	46.3	20.6	54.0	31.9	30.4	37.9
Eng. drawing & graph. comm.				27.2	14.8	38.6
English	39.0	11.4	45.7	43.6	11.3	54.7
Environmental science				35.3	24.1	39.3
French	60.6	9.1	64.5	47.2	13.2	53.2
Geography	47.4	5.3	56.3	41.7	15.3	46.9
German	50.0	6.3	50.0	50.0	17.3	53.1
Graphical communication	29.6	3.7	47.1			
History	50.0	16.2	52.3	53.8	21.2	56.0
Home econ. & human ecology	44.8	10.3	49.1	40.9	30.3	46.6
Information technology	39.2	13.7	41.7	50.0	23.0	54.4
Italian	50.0	28.6	55.3	50.9	19.3	58.0
Latin				50.0	50.0	50.0
Maltese	48.3	12.1	54.5	41.1	13.7	48.1
Marketing	43.9	20.8	52.0	46.8	19.8	53.4
Music	87.5	0.0	100.0	16.7	16.7	22.2
Philosophy	53.3	14.3	61.5	41.7	21.8	47.6
Physical education				49.0	16.6	55.9
Physics	48.5	7.4	54.9	36.7	15.2	47.5
Psychology				36.7	22.9	43.6
Pure maths	56.6	10.6	72.8	37.0	15.1	49.6
Religious knowledge	24.3	27.0	30.0	36.9	17.1	48.8
Russian	0.0	60.0	0.0	100.0	0.0	100.0
Sociology	53.4	20.9	55.9	40.5	24.8	46.8
Spanish	41.2	17.6	50.0	57.4	17.0	64.3
Systems of knowledge				56.8	8.3	64.7
Theatre and performance	50.0	7.1	87.5	44.0	12.0	61.1
<b>Total</b>	<b>45.7</b>	<b>16.0</b>	<b>49.7</b>	<b>43.5</b>	<b>20.6</b>	<b>50.4</b>

## Statistical Report (2023): Matriculation Certificate Examinations

Table 3.4, shows the results of the candidates with EAA. Subjects with no registrants for EAA are omitted from this table. When comparing data in Table 3.4 with the results of all candidates in Table 3.1 and Table 3.2, one notes that both the percentage of candidates obtaining Grades A to C and the percentage of candidates being absent for examinations are lower for EAA candidates. This analysis is summarised in Table 3.5.

*Table 3.4: First Session – Results of Candidates with Examination Access Arrangements*

Subject	Advanced								Intermediate							
	A	B	C	D	E	F	abs	Total	A	B	C	D	E	F	abs	Total
Accounting	1	2	2	0	2	6	0	13	0	1	1	0	0	2	1	5
Applied Maths	0	0	0	0	0	0	0	0	0	0	0	1	0	0	0	1
Art	0	0	0	0	0	0	0	0	0	0	0	0	0	0	0	0
Biology	0	0	0	1	0	0	2	3	0	0	0	1	0	0	0	1
Chemistry	0	3	8	1	1	5	0	18	1	0	5	5	3	1	5	20
Classical Studies	0	1	4	4	2	3	0	14	0	0	0	0	0	1	1	2
Computing								0	0	1	3	0	1	3	0	8
Economics	0	2	2	1	0	1	0	6	0	1	1	2	0	0	0	4
Eng. Drawing & Graph. Comm.	0	0	0	1	0	2	2	5	1	0	1	1	0	0	1	4
English								0	0	0	2	0	1	1	0	4
Environmental Science	0	0	0	0	0	0	0	0								0
French	0	1	12	7	2	4	2	28	0	5	14	4	6	29	4	62
Geography								0	0	4	4	4	2	2	4	20
German	0	1	0	0	0	0	0	1	0	0	2	1	1	1	0	5
Graphical Communication	0	1	0	0	1	0	0	2	0	0	0	1	1	0	0	2
History	0	0	0	0	0	0	0	0	0	1	0	0	0	0	0	1
Home Econ. & Human Ecology	1	0	0	0	2	2	0	5								0
Information Technology	0	0	0	0	0	0	0	0	0	0	0	0	0	0	0	0
Italian	0	1	4	2	3	2	1	13	0	0	1	0	0	0	0	1
Maltese	0	0	1	1	1	1	0	4	0	0	1	1	0	1	1	4
Marketing	0	1	0	3	0	0	1	5	0	0	2	2	0	0	1	5
Philosophy	0	0	2	0	1	1	1	5	0	1	2	0	0	0	0	3
Physical Education	0	0	0	0	0	0	0	0	0	0	0	0	0	0	0	0
Physics	1	1	5	3	4	3	5	22	0	2	3	3	0	1	1	10
Psychology	1	5	6	3	0	4	5	24	0	3	8	1	2	11	2	27
Pure Maths	0	0	0	0	0	0	0	0	0	0	0	0	0	0	0	0
Religious Knowledge	0	1	1	1	1	0	0	4	0	2	2	2	1	3	1	11
Sociology								0	1	0	0	0	2	0	1	4
Spanish	0	1	6	3	4	1	1	16	0	1	3	3	0	3	3	13
Systems Of Knowledge								0	0	4	12	4	8	6	9	43
Theatre And Performance	0	5	4	3	2	9	1	24	0	3	4	3	3	5	4	22



## Statistical Report (2023): Matriculation Certificate Examinations

*Table 3.5: First Session – Summary of results of candidates with EAA and candidates without EAA*

	Advanced Matriculation		Intermediate Matriculation	
	All Candidates	Candidates with EAA	All Candidates	Candidates with EAA
%A-C	45.7	18.7	43.5	39.9
%abs	16.0	9.6	20.6	13.1

Table 3.6 shows that in the 2023 First session, at Advanced level, eight from the 350 candidates who registered for a Revision of Paper had their grades revised. This means that 2.3% of the requests resulted in a higher grade. At Intermediate level, 11 out of 197 requests had their grade revised. At this level, 5.6% of the requests resulted in an upgrade.

*Table 3.6: First Session - Outcomes of Requests for Revision of Papers*

Subject	Advanced Level				Intermediate Level			
	Registered	Requested	Upgraded	%	Registered	Requested	Upgraded	%
Accounting	265	15	0	0.0	51	0	0	
Applied Maths	12	0	0		31	1	0	0.0
Art	65	4	0	0.0	13	1	0	0.0
Biology	533	47	0	0.0	365	7	0	0.0
Chemistry	412	50	0	0.0	29	0	0	
Classical Studies					82	1	0	0.0
Computing	148	14	2	14.3	71	0	0	
Economics	160	6	1	16.7	69	1	0	0.0
Eng. Draw & Graph. Comm.					81	1	0	0.0
English	736	82	4	4.9	1115	52	1	1.9
Environmental Science					357	3	0	0.0
French	33	0	0		53	1	0	0.0
Geography	19	1	0	0.0	72	5	1	20.0
German	16	0	0		52	1	0	0.0
Graphical Communication	27	4	0	0.0				
History	68	4	0	0.0	52	1	0	0.0
Home Econ. & Human Ecology	58	1	0	0.0	66	1	0	0.0
Information Technology	51	2	0	0.0	74	1	0	0.0
Maltese	464	33	0	0.0	124	1	0	0.0
Marketing	529	20	0	0.0	419	10	0	0.0
Music	8	0	0		12	1	0	0.0
Philosophy	105	2	0	0.0	211	6	0	0.0
Physical Education					145	2	0	0.0
Physics	326	34	1	2.9	368	16	4	25.0
Psychology					882	19	0	0.0
Pure Maths	463	28	0	0.0	557	13	0	0.0
Religious Knowledge	37	0	0		111	2	1	50.0
Sociology	249	2	0	0.0	306	3	0	0.0
Systems Of Knowledge					1589	46	4	8.7
Theatre And Performance	14	1	0	0.0	25	1	0	0.0
Total		350	8	2.3		197	11	5.6

## Statistical Report (2023): Matriculation Certificate Examinations

Table 3.7 presents data relating to the number of candidates awarded the Matriculation Certificate after the 2023 First examination session.

*Table 3.7: Matriculation Certificates Awarded in the First Session*

Cohort	Males	Females	Total
<b>All Candidates</b>	478	712	1190
<b>2005 cohort</b>	393	620	1013
<b>2006 cohort</b>	0	1	1
<b>2004 cohort</b>	68	70	138

The number of candidates being awarded the Matriculation Certificate following the First session of 2023 is much larger than the number of candidates who sat for the total of six examinations required to obtain the Matriculation Certificate in this session (474). This shows that this session was not the first MC examination session for several candidates. The data in Table 3.6 shows that 31.4% of all First session candidates (30.3% of males and 32.1% of females) obtained the Matriculation Certificate following the First session. This value is four percentage points higher than last year. If only the candidates from the 2005 cohort are considered, 59.5% of candidates (55.5% of registered males and 62.4% of registered females) were awarded the Matriculation Certificate following the First session. These make up of 23.5% (17.6% of males and 29.9% of females) from the people born in 2004 (18-year olds). Of the 474 candidates (206 males and 267 females) who sat for all the examinations required to obtain the Matriculation Certificate (two Advanced subjects, three Intermediate subjects and Systems of Knowledge) in the First session of 2023, 175 (72 males and 101 females) obtained the certificate. This is equal to 36.9% (35.0% of males and 37.8% of females) of the candidates who sat for the necessary subjects in one sit.

#### 4. SECOND SESSION REGISTRATIONS

Since 2012 the Second session for Advanced and Intermediate Matriculation Level of examination is no longer a supplementary session but a separate session from the First session, except for 2020 where two special sessions were held in September and December to mitigate for the COVID-19 pandemic. While candidates used to register for the Second session to re-sit examinations, other candidates have been registering for Advanced and/or Intermediate examinations for the first time. Of the 2,616 candidates registering for the Second session, 848 (32.4%) did not sit for examinations in the First session of 2023. The data in the following tables suggests that many of the latter candidates are students in their first year of post-secondary studies who take the opportunity of the amended regulations to spread the examinations in six subjects required for the award of the Matriculation Certificate over two or more sessions. In fact, more 17-year-olds, rather than 18-year-olds, sat for examinations in the Second session (52.1% 17-year-olds as opposed to 26.0% 18-year-olds). In addition, a total of 88 16-year-olds (42 males and 46 females) registered for this session. The total number of candidates who registered for the 2023 Second session of examinations is given in Table 4.1.

*Table 4.1: Total Number of Candidates Sitting for the Second Session*

Cohort	Males	Females	Total
<b>All Candidates</b>	1111	1506	2617
<b>18-year-old Cohort</b>	286	394	680
<b>17-year-old-Cohort</b>	582	782	1364
<b>First Sit</b>	381	467	848
<b>16-year-olds</b>	43	46	89

The numbers of candidates who registered for Advanced and Intermediate Level examinations are given in Tables 4.2 below. The data is presented by biological sex and year of birth.

*Table 4.2: Registrations for the Second Session by Year of Birth and Biological Sex*

Year	Advanced Level			Intermediate Level		
	Males	Females	Total	Males	Females	Total
<b>&lt;2000</b>	18	30	48	5	11	16
<b>2000</b>	2	5	7	2	4	6
<b>2001</b>	4	7	11	2	5	7
<b>2002</b>	15	11	26	16	7	23
<b>2003</b>	20	38	58	22	32	54
<b>2004</b>	84	107	191	75	119	194
<b>2005</b>	202	275	477	197	263	460
<b>2006</b>	134	254	388	560	753	1313
<b>2007</b>	7	2	9	40	44	84
<b>Total</b>	486	729	1215	919	1238	2157

## Statistical Report (2023): Matriculation Certificate Examinations

Table 4.2 shows that the largest number of registrations for Advanced Level examinations was made by the 2005 cohort (39.3%). These are likely to be candidates who have finished their two-year course at Form VI. Most registrations for Intermediate level examinations, however, are from the 2006 cohort (60.9%). These are probably candidates who are sitting examinations following one year of their two-year course to, in the candidates' own words in previous candidate feedback questionnaires, "get them out of the way"<sup>1</sup>.

Table 4.3 below provides information on the numbers of candidates, males and females, who applied to sit for Matriculation examinations at Advanced and Intermediate levels in the different subjects in the Second session. In this session, there were registrations for all subjects at Advanced and Intermediate level apart from Advanced and Intermediate Greek (omitted in the table below) and Advanced Latin.

During the Second session, the Advanced level subjects with most candidates were Marketing (249 candidates), English (211 candidates), and Maltese (153 candidates). At Intermediate Level, the subjects with most candidates were English (694 candidates), Systems of Knowledge (517 candidates), and Psychology (420 candidates).

---

<sup>1</sup> MATSEC Support Unit (2017). *Candidates' Feedback: MATSEC 2017 Examinations*. Malta: University of Malta. Retrieved from <https://www.um.edu.mt/matsec/reports/researchreports>

## Statistical Report (2023): Matriculation Certificate Examinations

*Table 4.3: Second Session Matriculation Examination Registrations by Subject and Biological Sex*

Subject	Advanced Level			Intermediate Level		
	Males	Females	Total	Males	Females	Total
Accounting	29	42	71	27	13	40
Applied maths	4	0	4	8	8	16
Arabic	0	3	3	2	1	3
Art	1	10	11	3	2	5
Biology	22	51	73	49	201	250
Chemistry	21	30	51	14	25	39
Classical studies				13	21	34
Computing	15	2	17	22	6	28
Economics	18	15	33	12	8	20
Eng. Drawing & graph. Comm.				46	16	62
Engineering drawing	0	1	1			
English	55	156	211	389	306	695
Environmental science				81	129	210
French	2	1	3	8	25	33
Geography	2	2	4	26	12	38
German	3	8	11	16	17	33
Graphical communication	7	4	11			
History	12	6	18	18	16	34
Home econ. & human ecology	2	10	12	11	29	40
Information technology	6	2	8	11	6	17
Italian	1	7	8	6	16	22
Latin	0	0	0	0	1	1
Maltese	55	98	153	27	50	77
Marketing	103	146	249	135	133	268
Music	2	1	3	2	3	5
Philosophy	8	5	13	47	61	108
Physical education				52	30	82
Physics	35	16	51	70	91	161
Psychology				125	295	420
Pure maths	58	36	94	116	123	239
Religious knowledge	7	12	19	47	55	102
Russian	2	1	3	0	2	2
Sociology	14	56	70	46	98	144
Spanish	1	4	5	6	9	15
Systems of knowledge				215	302	517
Theatre and performance	1	4	5	1	2	3

Table 4.4 shows the number of Advanced and Intermediate level subjects that candidates applied for in the Second session. One should note that the Second session is a restricted session where candidates can apply for a maximum of one Advanced Level examination, four Intermediate level subjects - one from each group - and Systems of Knowledge. A total of 1,214 candidates (485 males and 729 females) applied to sit for an

## Statistical Report (2023): Matriculation Certificate Examinations

Advanced Level examination. Most candidates applied for one Intermediate Level examination (43.5) although a considerable number registered for two (41.3%).

## Statistical Report (2023): Matriculation Certificate Examinations

*Table 4.4: Second Session Intermediate Level Registrations by Number of Subjects and Biological Sex*

Number of Subjects	Advanced Level			Intermediate Level		
	Males	Females	Total	Males	Females	Total
1	486	729	1215	377	562	939
2				388	503	891
3				123	150	273
4				26	21	47
5				5	2	7

Table 4.5 below shows the number of requests, by subject, made for a Revision of Papers after the publication of the Second session results. Data relating to the outcome of these requests are presented in the following section. For Advanced and Intermediate Level examinations, 6.8% and 3.1% of the respective papers were revised following registrations for Revision of Papers. Subjects with no requests for Revision of Papers at both levels are omitted from the table.

*Table 4.5: Second Session Registrations for Revision of Papers*

Subject	Advanced Level			Intermediate Level		
	Registered	Requested	%	Registered	Requested	%
Accounting	71	6	8.5	40	0	0.0
Art	11	1	9.1	5	0	0.0
Biology	73	7	9.6	250	10	4.0
Chemistry	51	1	2.0	39	1	2.6
Computing	17	4	23.5	28	0	0.0
Economics	33	2	6.1	20	1	5.0
Eng. Drawing & graph. Comm.				62	2	3.2
English	211	15	7.1	696	32	4.6
Environmental science				210	4	1.9
French	3	0	0.0	33	1	3.0
Geography	4	1	25.0	38	1	2.6
German	11	1	9.1	33	0	0.0
History	18	1	5.6	34	0	0.0
Home econ. & human ecology	12	2	16.7	40	1	2.5
Maltese	153	12	7.8	77	1	1.3
Marketing	250	19	7.6	268	8	3.0
Philosophy	13	0	0.0	108	9	8.3
Physics	51	3	5.9	161	5	3.1
Psychology				420	6	1.4
Pure maths	94	5	5.3	240	6	2.5
Religious knowledge	19	3	15.8	102	3	2.9
Systems of knowledge				517	26	5.0
<b>Total</b>	<b>1215</b>	<b>83</b>	<b>6.8</b>	<b>3764</b>	<b>117</b>	<b>3.1</b>

## 5. SECOND SESSION RESULTS

The following tables present the results of the 2023 Second session of examinations. Table 5.1 and Table 5.2 respectively present the Advanced and Intermediate level results by biological sex.

*Table 5.1: Second Session - Advanced Level Results by Subject and Biological Sex*

Subject	A	B	C	D	E	F	abs	Total
Accounting	0	1	15	8	3	29	15	71
Females	0	1	8	4	1	17	11	42
Males	0	0	7	4	2	12	4	29
Applied Mathematics	0	0	1	0	0	2	1	4
Females	0	0	0	0	0	0	0	0
Males	0	0	1	0	0	2	1	4
Arabic	1	1	1	0	0	0	0	3
Females	1	1	1	0	0	0	0	3
Males	0	0	0	0	0	0	0	0
Art	0	1	3	5	0	1	1	11
Females	0	1	3	4	0	1	1	10
Males	0	0	0	1	0	0	0	1
Biology	0	1	7	13	12	31	9	73
Females	0	0	6	7	11	21	6	51
Males	0	1	1	6	1	10	3	22
Chemistry	0	2	7	6	2	16	18	51
Females	0	1	4	4	2	7	12	30
Males	0	1	3	2	0	9	6	21
Computing	0	0	0	9	3	5	0	17
Females	0	0	0	0	1	1	0	2
Males	0	0	0	9	2	4	0	15
Economics	0	1	7	7	2	3	13	33
Females	0	1	1	4	1	2	6	15
Males	0	0	6	3	1	1	7	18
Engineering Drawing	0	0	0	0	0	1	0	1
Females	0	0	0	0	0	1	0	1
Males	0	0	0	0	0	0	0	0
English	1	8	54	56	27	22	43	211
Females	1	6	44	36	20	14	35	156
Males	0	2	10	20	7	8	8	55
French	0	0	0	0	0	1	2	3
Females	0	0	0	0	0	1	0	1
Males	0	0	0	0	0	0	2	2



Statistical Report (2023): Matriculation Certificate Examinations

Geography	0	0	0	0	1	2	1	4
Females	0	0	0	0	1	0	1	2
Males	0	0	0	0	0	2	0	2
German	4	0	1	2	0	1	3	11
Females	3	0	1	1	0	1	2	8
Males	1	0	0	1	0	0	1	3
Graphical Communication	0	2	3	1	1	2	2	11
Females	0	1	0	1	0	2	0	4
Males	0	1	3	0	1	0	2	7
History	1	4	2	6	3	1	1	18
Females	1	2	0	1	0	1	1	6
Males	0	2	2	5	3	0	0	12
Home Econ. & Human Ecology	0	3	0	5	1	2	1	12
Females	0	3	0	5	1	0	1	10
Males	0	0	0	0	0	2	0	2
Information Technology	0	0	0	3	1	3	1	8
Females	0	0	0	0	0	2	0	2
Males	0	0	0	3	1	1	1	6
Italian	0	0	2	3	0	2	1	8
Females	0	0	2	3	0	1	1	7
Males	0	0	0	0	0	1	0	1
Maltese	0	0	0	0	0	0	0	153
Females	0	0	0	0	0	0	0	98
Males	0	0	0	0	0	0	0	55
Marketing	5	17	44	32	10	13	32	250
Females	2	11	29	22	6	7	21	146
Males	3	6	15	10	4	6	11	103
Music	1	19	58	27	26	62	57	3
Females	1	11	34	18	14	39	29	1
Males	0	8	23	9	12	23	28	2
Philosophy	1	0	2	0	0	0	0	13
Females	1	0	0	0	0	0	0	5
Males	0	0	2	0	0	0	0	8
Physics	0	2	1	2	1	3	4	51
Females	0	1	0	1	0	1	2	16
Males	0	1	1	1	1	2	2	35
Pure Mathematics	0	2	4	15	14	7	9	94
Females	0	2	2	4	2	3	3	36
Males	0	0	2	11	12	4	6	58
Religious Knowledge	2	4	15	23	10	27	13	19
Females	1	2	4	7	5	8	9	12
Males	1	2	11	16	5	19	4	7

Statistical Report (2023): Matriculation Certificate Examinations

Russian	0	0	2	0	0	0	1	3
Females	0	0	1	0	0	0	0	1
Males	0	0	1	0	0	0	1	2
Sociology	3	13	18	15	4	4	13	70
Females	2	9	15	13	3	2	12	56
Males	1	4	3	2	1	2	1	14
Spanish	2	0	0	1	0	0	2	5
Females	1	0	0	1	0	0	2	4
Males	1	0	0	0	0	0	0	1
Theatre And Performance	2	0	1	1	0	1	0	5
Females	2	0	1	0	0	1	0	4
Males	0	0	0	1	0	0	0	1

## Statistical Report (2023): Matriculation Certificate Examinations

*Table 5.2: Second Session - Intermediate Level Results by Subject and Biological Sex*

Subject	A	B	C	D	E	F	abs	Total
Accounting	2	5	7	6	6	5	9	40
Females	1	0	3	2	3	2	2	13
Males	1	5	4	4	3	3	7	27
Applied Maths	2	3	0	1	1	5	4	16
Females	1	1	0	1	0	2	3	8
Males	1	2	0	0	1	3	1	8
Arabic	0	0	0	0	0	3	0	3
Females	0	0	0	0	0	1	0	1
Males	0	0	0	0	0	2	0	2
Art	0	0	0	0	0	1	4	5
Females	0	0	0	0	0	0	2	2
Males	0	0	0	0	0	1	2	3
Biology	4	10	17	26	25	107	61	250
Females	4	8	12	21	18	84	54	201
Males	0	2	5	5	7	23	7	49
Chemistry	0	1	3	4	2	19	10	39
Females	0	0	2	2	2	11	8	25
Males	0	1	1	2	0	8	2	14
Classical Studies	0	1	4	1	5	13	10	34
Females	0	1	4	1	2	6	7	21
Males	0	0	0	0	3	7	3	13
Computing	2	4	5	2	2	11	2	28
Females	1	0	1	2	0	1	1	6
Males	1	4	4	0	2	10	1	22
Economics	3	4	3	5	1	0	4	20
Females	0	3	3	1	0	0	1	8
Males	3	1	0	4	1	0	3	12
Eng. Drawing & Graph. Comm.	5	2	11	10	7	18	9	62
Females	2	0	2	4	2	4	2	16
Males	3	2	9	6	5	14	7	46
English	13	51	265	113	82	94	78	696
Females	8	19	126	56	37	30	30	306
Males	5	32	139	57	45	63	48	389
Environmental Science	12	19	46	53	22	12	46	210
Females	7	15	27	29	17	7	27	129
Males	5	4	19	24	5	5	19	81
French	2	2	9	6	8	2	4	33
Females	2	2	7	5	6	1	2	25
Males	0	0	2	1	2	1	2	8

Statistical Report (2023): Matriculation Certificate Examinations

Geography		1	1	1	5	11	10	9	38
	Females	0	0	0	2	3	6	1	12
	Males	1	1	1	3	8	4	8	26
German		6	8	1	7	4	1	6	33
	Females	5	5	0	3	2	0	2	17
	Males	1	3	1	4	2	1	4	16
History		5	7	4	7	2	4	5	34
	Females	3	5	2	2	1	2	1	16
	Males	2	2	2	5	1	2	4	18
Home Econ. & Human Ecology		0	4	12	6	4	5	9	40
	Females	0	3	10	5	1	4	6	29
	Males	0	1	2	1	3	1	3	11
Information Technology		0	1	4	2	2	5	3	17
	Females	0	0	3	1	1	1	0	6
	Males	0	1	1	1	1	4	3	11
Italian		2	3	4	4	2	6	1	22
	Females	2	2	2	3	1	5	1	16
	Males	0	1	2	1	1	1	0	6
Latin		0	0	0	0	0	0	1	1
	Females	0	0	0	0	0	0	1	1
	Males	0	0	0	0	0	0	0	0
Maltese		2	6	23	19	5	7	15	77
	Females	2	2	17	15	3	4	7	50
	Males	0	4	6	4	2	3	8	27
Marketing		3	25	59	38	39	62	42	268
	Females	3	15	29	23	18	23	22	133
	Males	0	10	30	15	21	39	20	135
Music		0	0	1	1	0	2	1	5
	Females	0	0	1	1	0	1	0	3
	Males	0	0	0	0	0	1	1	2
Philosophy		3	13	28	16	11	26	11	108
	Females	1	11	15	8	6	16	4	61
	Males	2	2	13	8	5	10	7	47
Physical Education		1	5	24	8	11	8	25	82
	Females	0	3	5	1	5	2	14	30
	Males	1	2	19	7	6	6	11	52
Physics		14	19	31	30	17	25	25	161
	Females	9	8	16	18	12	14	14	91
	Males	5	11	15	12	5	11	11	70

Statistical Report (2023): Matriculation Certificate Examinations

Psychology	14	45	91	69	30	89	82	420
Females	12	33	63	48	19	60	60	295
Males	2	12	28	21	11	29	22	125
Pure Maths	13	26	30	26	25	80	40	240
Females	10	11	18	16	13	39	16	123
Males	3	15	12	10	12	40	24	116
Religious Knowledge	1	4	13	19	7	35	23	102
Females	1	2	6	9	4	18	15	55
Males	0	2	7	10	3	17	8	47
Russian	1	0	0	0	0	0	1	2
Females	1	0	0	0	0	0	1	2
Males	0	0	0	0	0	0	0	0
Sociology	15	31	29	18	5	13	33	144
Females	13	19	22	12	3	6	23	98
Males	2	12	7	6	2	7	10	46
Spanish	2	4	0	0	4	2	3	15
Females	2	3	0	0	3	0	1	9
Males	0	1	0	0	1	2	2	6
Systems of Knowledge	14	47	160	107	48	90	51	517
Females	7	30	100	63	24	48	30	302
Males	7	17	60	44	24	42	21	215
Theatre and Performance	0	0	0	0	0	3	0	3
Females	0	0	0	0	0	2	0	2
Males	0	0	0	0	0	1	0	1

## Statistical Report (2023): Matriculation Certificate Examinations

Table 5.3 presents information on the outcome of the requests for Revision of Papers in the various subjects at Advanced and Intermediate Levels after the Second session results were issued.

*Table 5.3: Second Session – Outcomes of Requests for Revision of Papers*

Subject	Advanced Level				Intermediate Level			
	Registered	Requested	Upgraded	%	Registered	Requested	Upgraded	%
Accounting	71	6	0	0.0	40	0	0	
Art	11	1	0	0.0	5	0	0	
Biology	73	7	0	0.0	250	10	1	10.0
Chemistry	51	1	0	0.0	39	1	0	0.0
Computing	17	4	0	0.0	28	0	0	
Economics	33	2	0	0.0	20	1	0	0.0
Eng. Drawing & graph. Comm.					62	2	0	0.0
English	211	15	0	0.0	696	32	0	0.0
Environmental science					210	4	2	50.0
French	3	0	0		33	1	0	0.0
Geography	4	1	0	0.0	38	1	0	0.0
German	11	1	0	0.0	33	0	0	
History	18	1	0	0.0	34	0	0	
Home econ. & human ecology	12	2	0	0.0	40	1	0	0.0
Maltese	153	12	0	0.0	77	1	1	100.0
Marketing	250	19	0	0.0	268	8	0	0.0
Philosophy	13	0	0		108	9	0	0.0
Physics	51	3	0	0.0	161	5	0	0.0
Psychology					420	6	0	0.0
Pure maths	94	5	0	0.0	240	6	0	0.0
Religious knowledge	19	3	0	0.0	102	3	2	66.7
Systems of knowledge					517	26	1	3.8
<b>Total</b>	<b>1216</b>	<b>83</b>	<b>0</b>	<b>0.0</b>	<b>3765</b>	<b>117</b>	<b>7</b>	<b>6.0</b>

Following the Second session, from the 83 requests made for Revision of Paper at Advanced level, none resulted in an upgrade. From the 117 requests made at Intermediate level, seven resulted in an upgrade (3.5%).

Table 5.4 presents the number of the Matriculation Certificates awarded to all candidates in the Second session. Information on some cohorts is also shown.

*Table 5.4: Matriculation Certificates Awarded in the Second Session*

Cohort	Males	Females	Total
All Candidates	62	100	162
2005 cohort	38	71	109
2006 cohort	1	3	4
2007 cohort	0	0	0
2004 cohort	15	20	35

## Statistical Report (2023): Matriculation Certificate Examinations

The data in Table 5.4 shows that 162 (6.2%) of the 2,616 candidates who sat for the Second session (5.6% of males and 6.6% of females) managed to qualify for the award of the Matriculation Certificate. However, it should be emphasised that several candidates sitting for MC examinations are not aiming to obtain the MC in that year. If the results of the 2005 cohort are considered, 109 (16.0%) of registering candidates from that cohort obtained the MC following this session. In addition, 35 candidates from the 2004 cohort were awarded the Matriculation Certificate (these might be candidates who have repeated or skipped a year during their academic journey) as well as four 17-year old candidates. Thus, although the 2006 cohort makes up most of the registrations in the Second session, only a handful of these obtain the Matriculation Certificate, probably because they were not aiming to do so.

## 6. GENERAL STATISTICS

### Registrations

In the 2023 Matriculation examination sessions, 3,793 candidates registered for the First examination session while 2,616 candidates registered for the Second examination session. These add up to a total of 4,641 individual registrations for MC examinations in 2023.

In the Second session there were 848 candidates who used this session as their first attempt. This is equivalent to 32.4% of registrations for the Second session. Thus, the number of candidates using the Second session as their first sit increased amid decreasing numbers of candidates for the sessions.

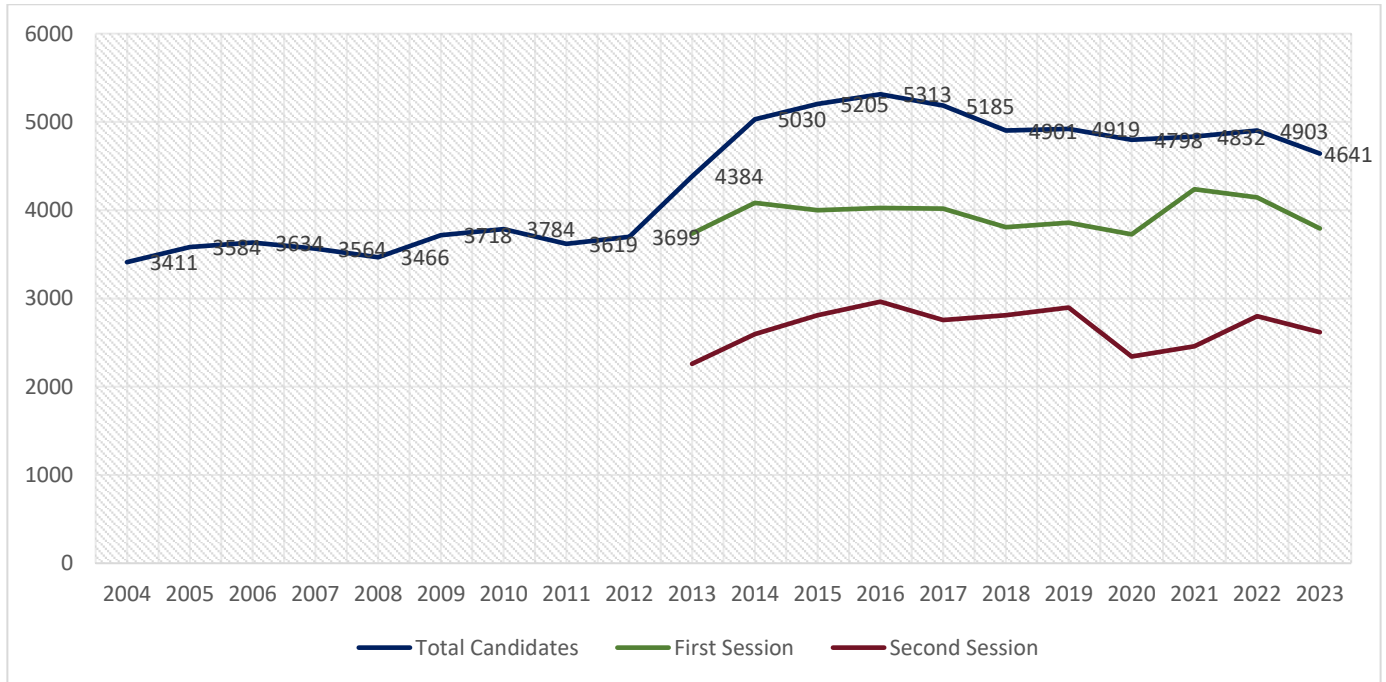


Figure 6.1: Total Number of Candidates Registering for Matriculation Examinations, by Year



## Statistical Report (2023): Matriculation Certificate Examinations

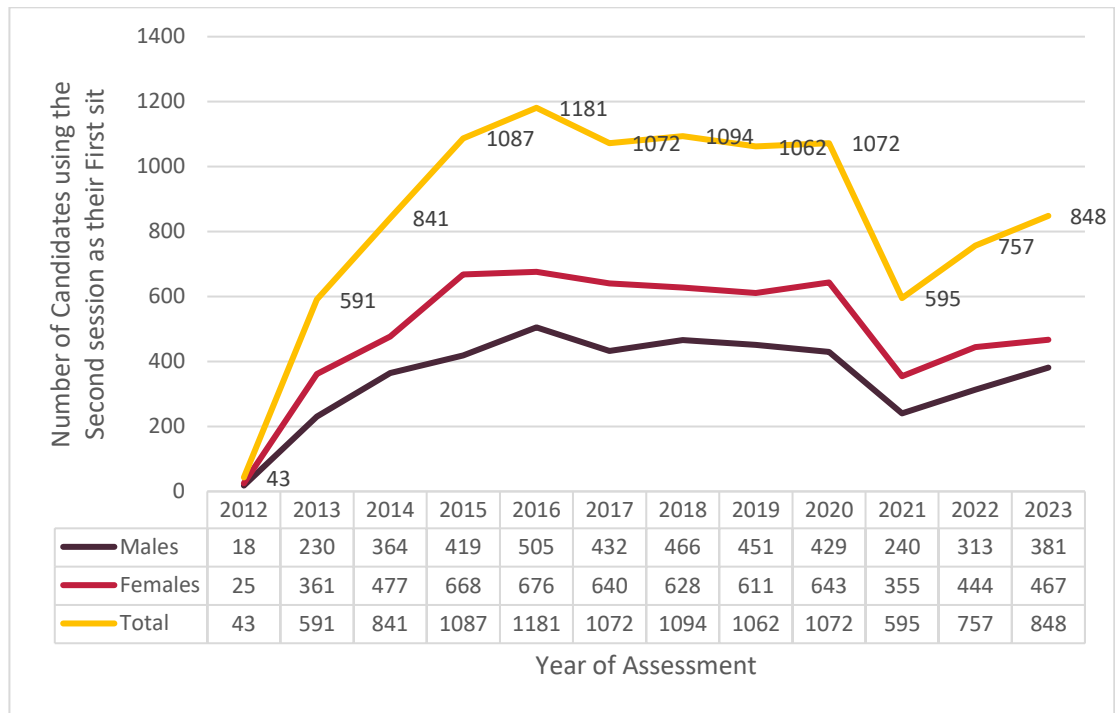


Figure 6.2: Number of Candidates using the Second Session as a First Sit, by Year and Sex

Numerous examiners reported that the percentage of absent candidates increased drastically in 2019, attributing this to the government’s full subsidy for examination registrations. The figure below shows the percentage of absent candidates in the First session of each year from 2015 to 2022. The percentage of absent candidates increased from an average of 6.8% (AM) and 4.5% (IM) between 2015 and 2018 to that of 12.4% (AM) and 16.5% (IM) in 2023.

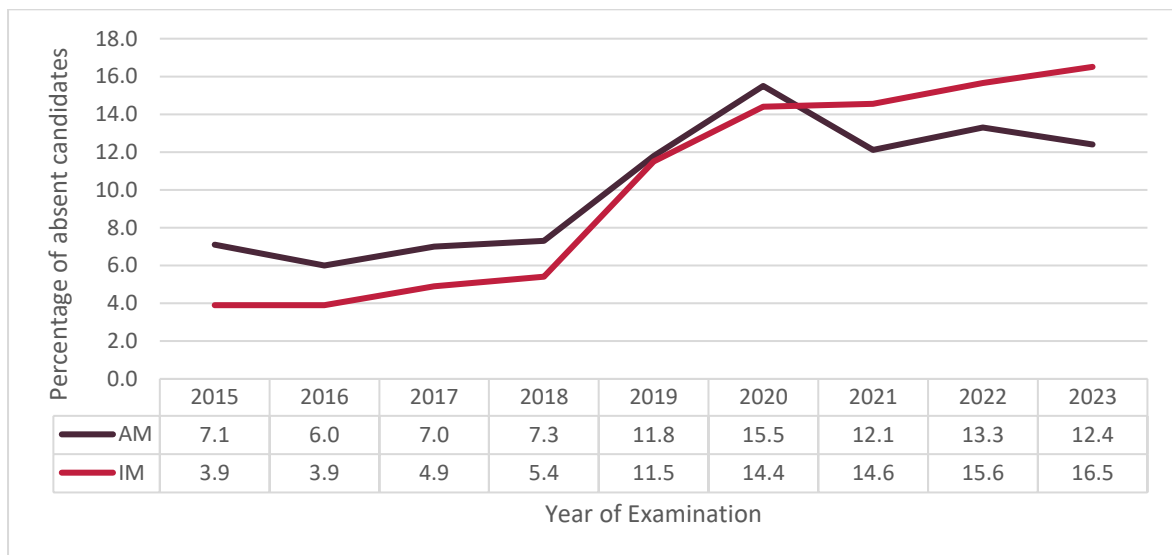


Figure 6.3: Percentage of absent candidates in the First session, by year of examination

This year, 157 candidates applied for Examination Access Arrangements to access the First session of Matriculation examinations. This is equivalent to 4.1% of the First session candidates. Following the decrease in percentage registrations for EAA noted in 2022, the examination sessions of 2023 are marked by the highest percentage of registrations for EAA in the past years.

## Statistical Report (2023): Matriculation Certificate Examinations

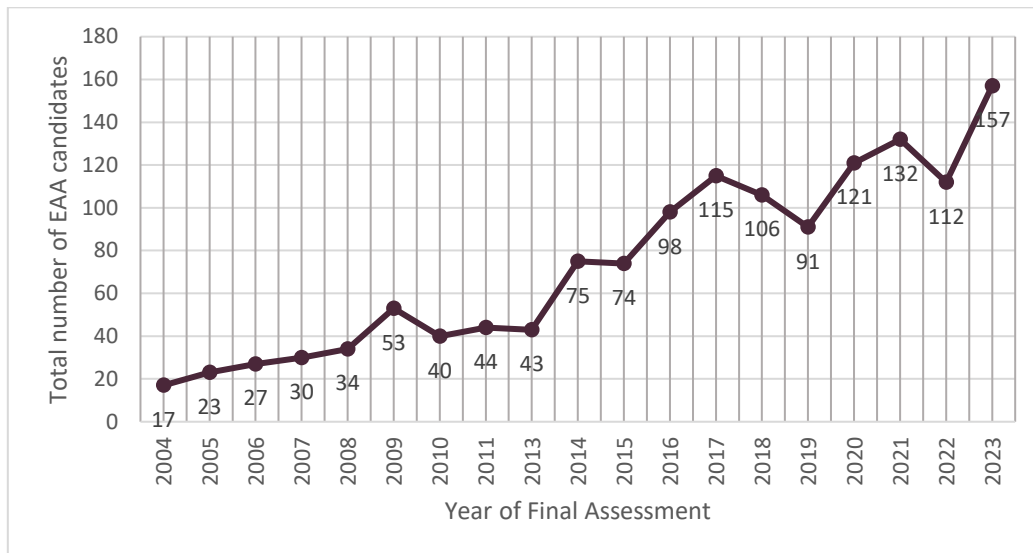


Figure 6.4: Number of Candidates applying for Access Arrangements, by year of examination

### Trends in Subject Choice

This section provides several plots showing how registrations in individual subjects at MC level have changed from 2008. Subject registrations are expressed as a percentage of the total number of candidates in that examination session. Only data for the first examination session in each year is presented. The four figures below present the registration data for the subjects at Advanced level.

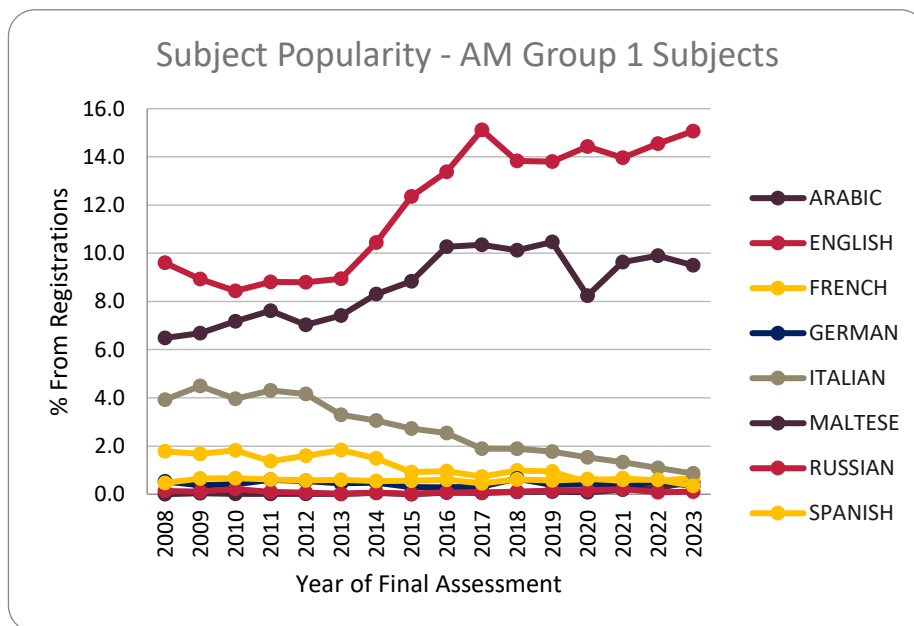


Figure 6.5: Trends in Registrations: Advanced Group 1 Subjects

Statistical Report (2023): Matriculation Certificate Examinations

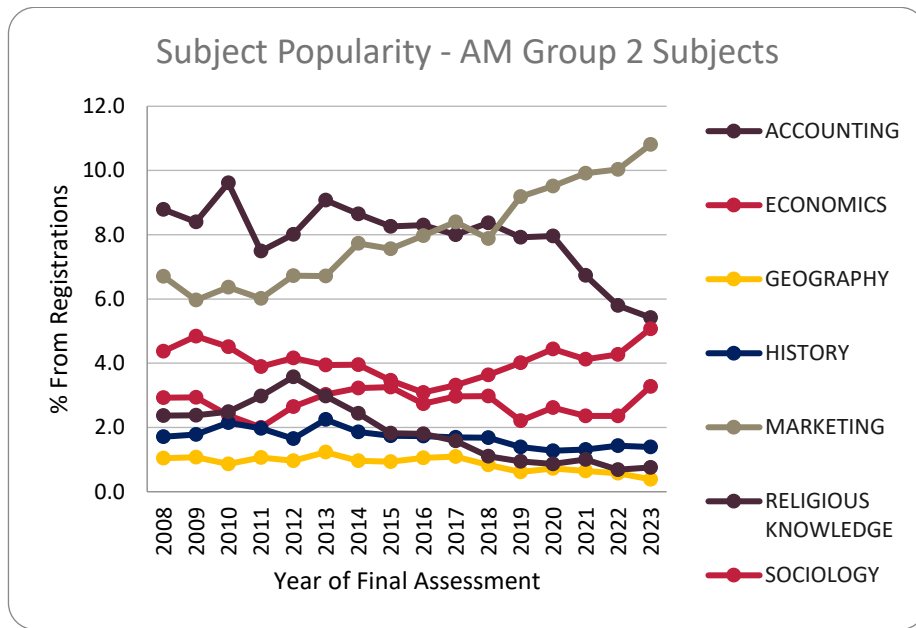


Figure 6.6: Trends in Registrations: Advanced Group 2 Subjects

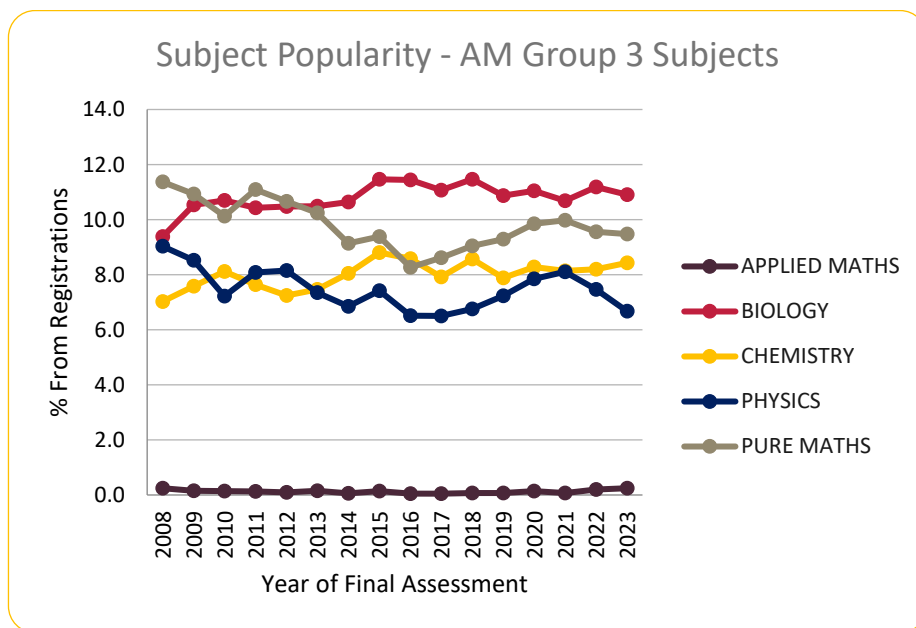


Figure 6.7: Trends in Registrations: Advanced Group 3 Subjects

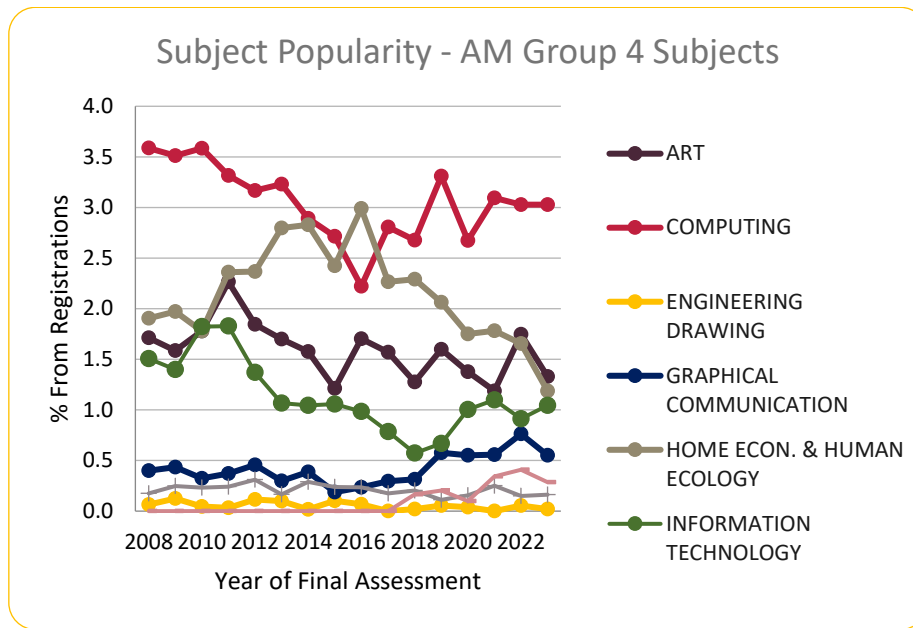


Figure 6.8: Trends in Registrations: Advanced Group 4 Subjects

From the figures above, the following trends are noted:

- The two national languages remain to be the most popular subjects at Advanced level. English remains the most popular subject. However, while a decrease in AM candidates and an increase in IM candidates was noted last year, the opposite is true for 2023. Regarding Advanced Maltese, after a noticeable drop in registrations, the number of registrations is almost identical to last year and is again close to the average of the previous years.
- The popularity of Group 2 subjects is generally lower than that of Group 1 and Group 3 subjects. The popularity of most subjects at this level is fairly constant. Registrations for Advanced Marketing have increased further this year. Inversely, Advanced Accounting, which used to be the most popular subject in this Group, continues to drop in popularity, as from 9.6% in 2010 and 9.1% in 2013, it has since gradually dropped to 5.6% in 2023.
- There are small shifts in the popularity of Group 3 subjects. The popularity of Pure Mathematics and Physics seems to have stabilised over the years following a drop in 2016. Advanced Applied Mathematics remains by far the least popular subject in the group.
- Group 4 subjects are small entry subjects. Thus, when illustrated, shifts in popularity might be inflated. Advanced Computing has remained the most popular subject for several years. The popularity of Advanced Information Technology has increased slightly over the last three years, bringing it on par with the values of 2013 and 2015.

The figures below present the same information but for Intermediate Matriculation level subjects.

Statistical Report (2023): Matriculation Certificate Examinations

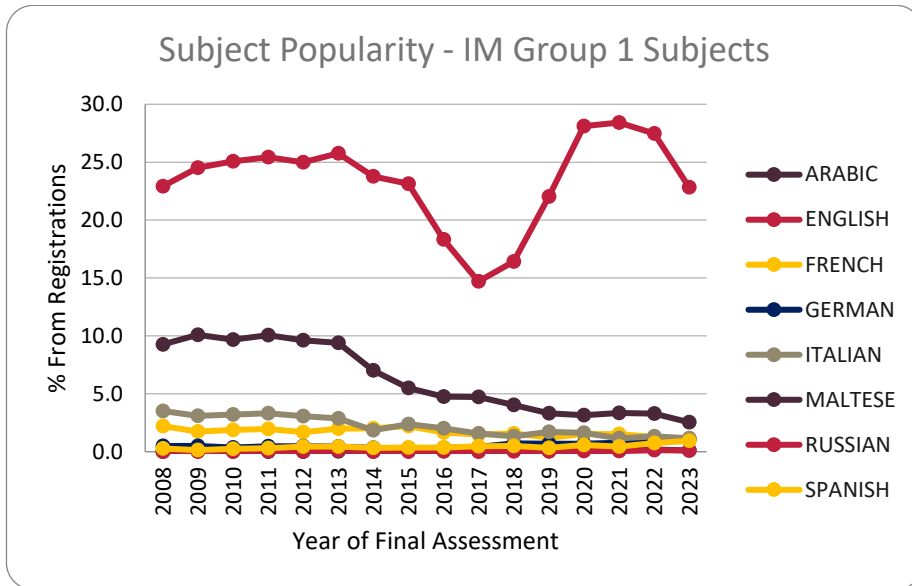


Figure 6.9: Trends in Registrations: Intermediate Group 1 Subjects

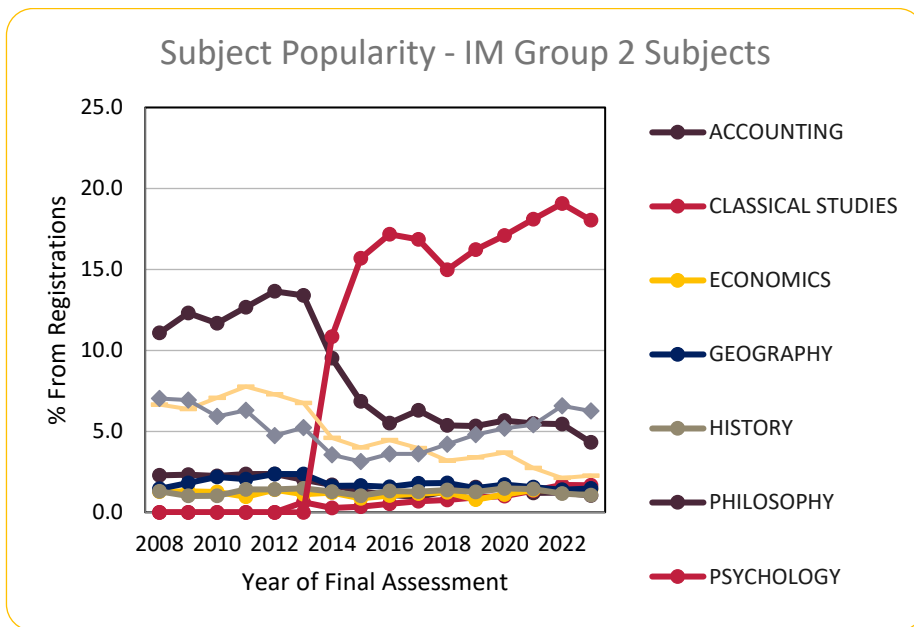


Figure 6.10: Trends in Registrations: Intermediate Group 2 Subjects

Statistical Report (2023): Matriculation Certificate Examinations

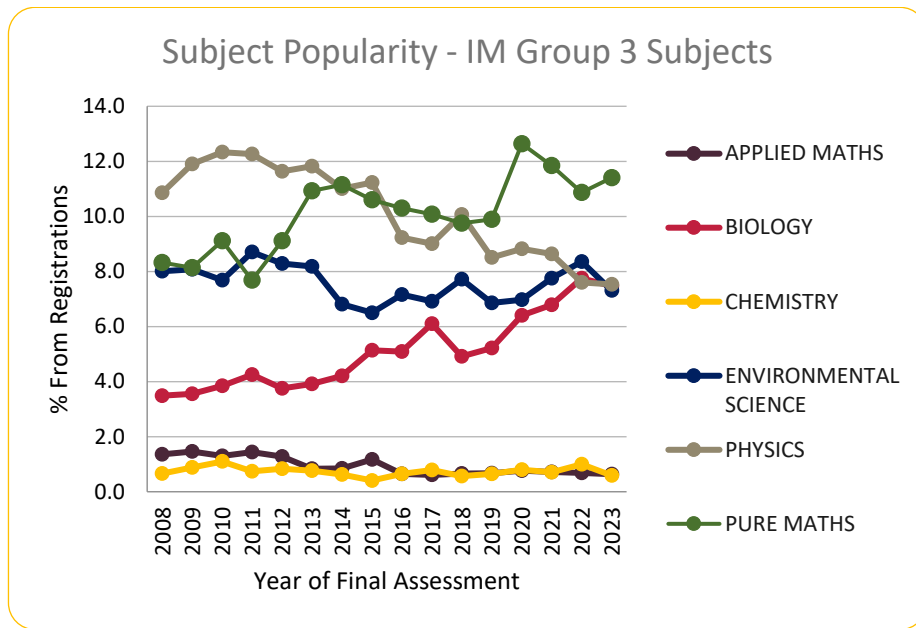


Figure 6.11: Trends in Registrations: Intermediate Group 3 Subjects

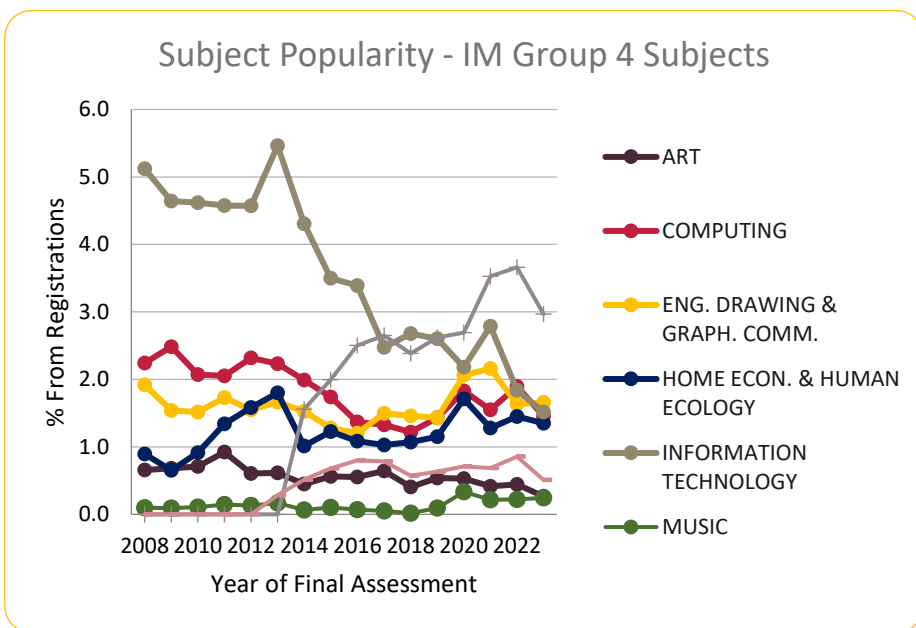


Figure 6.12: Trends in Registrations: Intermediate Group 4 Subjects

From the figures above, the following trends are noted:

- Most Group 1 subjects at Intermediate level have plummeted in registrations. However, registrations for Intermediate English had increased considerably in 2017 but are gradually decreasing. This year, 22.8% of candidates registered for IM English (26.6% in 2022 and 28.4% in 2021).
- The introduction of Intermediate Psychology (Group 2) and Intermediate Physical Education (Group 4) in 2013 appear to have had a considerable effect on other subjects at Intermediate

## Statistical Report (2023): Matriculation Certificate Examinations

level. The popularity of the following Intermediate level subjects has decreased considerably from 2013: Intermediate Maltese, Intermediate Philosophy and Intermediate Religious Knowledge. These shifts can be attributed to the displacement effects of the new subject choices. Intermediate Sociology can be observed to have been increasing for the past years in the percentage of candidates from total registrations sitting for the subject's examination.

- For Intermediate Group 3 subjects, the popularity of most subjects changes haphazardly between years. In general, it seems more candidates are registering for Intermediate Biology while there is a noticeable downturn over the years in candidates registering for Intermediate Environmental Science. Chemistry and Applied Mathematics are small entry subjects. There are no sudden drops in registrations in Group 3 subjects coinciding with the entry of Intermediate Physical Education and Intermediate Psychology.

The following figure shows the percentage candidates applying for Intermediate Systems of Knowledge in the First session. Candidates need to obtain a pass in Intermediate Systems of Knowledge to qualify for the Matriculation Certificate. Thus, candidates who did not sit for Intermediate Systems of Knowledge were not attempting to qualify for the Matriculation Certificate in that session of examinations, unless they had already obtained a passing grade in subject in a previous session. With the change in regulations in 2012, the percentage of candidates registering for Intermediate Systems of Knowledge in the First examination session has decreased by a few percentage points. This year marks the lowest percentage ever recorded of candidates registering for Systems of Knowledge.

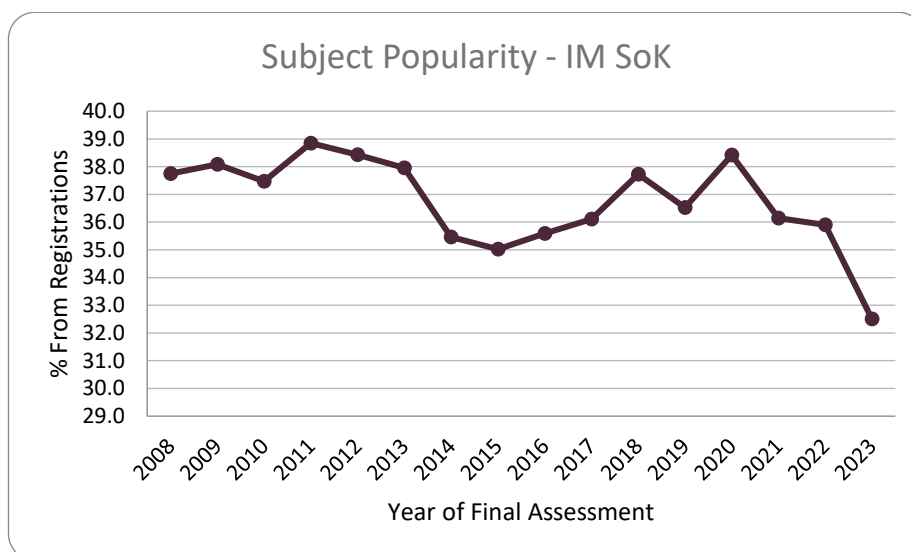


Figure 6.13: Trends in Registrations: Intermediate Systems of Knowledge

As from 2020's statistical report, a second appendix is included which presents tables giving information about the combination of subject examinations by candidates in the First session. Some notable observations from the tables in Appendix B are the following:

- Most candidates couple Advanced examinations of Chemistry and Biology. Out of the 412 candidates registering for Chemistry, 384 registered for Biology. For the other 149 candidates who registered for Advanced Biology, other common choices were Advanced English (49 candidates), Marketing (19), and Sociology (12).

## Statistical Report (2023): Matriculation Certificate Examinations

- AM English and Maltese are another common combination, although to a much lesser extent than Chemistry and Biology. Of the 736 candidates who registered for Advanced English and 464 for Advanced Maltese, 250 registered for both.
- The same thing can be said about Advanced Pure Mathematics and Physics. Of the 463 candidates who registered for Advanced Pure Mathematics and the 326 who registered for Advanced Physics, 256 registered for both. Advanced Computing is another common option amongst AM Pure Mathematics candidates (96 candidates).

Trends for subject choices at Intermediate level are harder to notice. Large subjects, such as Intermediate English and Psychology, are usually well represented among the cohorts for the other subjects.

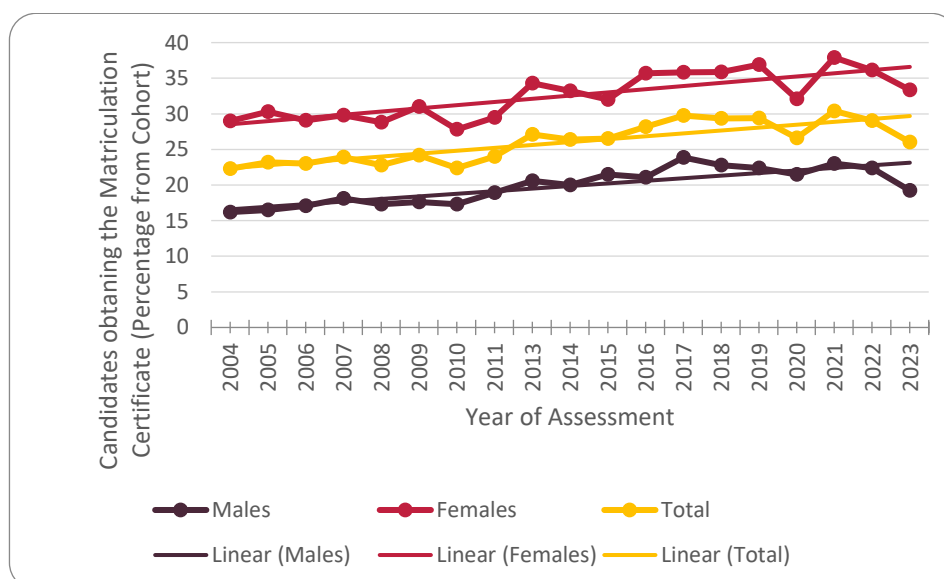
### Passes in 2022

This section brings together the main statistical results of the 2023 First and Second examination sessions. These include the number of all candidates who qualified for the Matriculation Certificate and, separately, the number of candidates of the 2005 cohort who qualified for the Matriculation Certificate. Data for the 2004 and 2006 cohort is also shown. These are presented in Table 6.1.

Table 6.1: Matriculation Certificates Awarded (First and Second Sessions)

	Males	Females	Total
<b>All Candidates</b>	540	812	1352
<b>2005 cohort</b>	431	691	1122
<b>2004 cohort</b>	83	90	173
<b>2006 cohort</b>	1	4	5

From the 1,352 candidates being awarded the Matriculation Certificate, 1,122 are from the 2005 cohort. When the results of the 2005 cohort in both examination sessions are aggregated, it is found that 65.9% of candidates from this cohort obtained the certificate. These make up 26.0% of the 18-year-olds residing in Malta (19.2% of males and 33.3% of females). Figure 6.14 shows the percentage of the 18-year-olds' cohort who qualified for the Matriculation Certificate as from 2004.





## Statistical Report (2023): Matriculation Certificate Examinations

*Figure 6.14: Percentage of the 18-year-old cohort who qualified for the Matriculation Certificate, by Year of Assessment and Sex*

The overall percentage of the 18-year-old cohort qualifying for the Matriculation Certificate has exceeded 25% after the change in regulations in 2012. While in the eight years before the change in regulations, an average of 23.2% of the population used to gain the necessary entry requirements for University, in the ten years after the change in regulations 28.2% did so. The difference between males and females in this regard changes abruptly. This year, 14.1% more females qualified for the Matriculation Certificate.

Table 6.2 indicates the percentage passes in the different subjects at Advanced Level in 2023 in both examination sessions separately. Table 6.3 presents similar data for the Intermediate level subjects. The percentage pass rate is usually higher in the First session than in the Second session. Pass rates in 2023 are generally lower than those reported up till 2018 (when examinations still had a fee). This is explained by the much higher rate of absenteeism since then.

## Statistical Report (2023): Matriculation Certificate Examinations

*Table 6.2: Passes in Advanced Level Subjects (First and Second Sessions)*

Subject	First Session			Second Session		
	Registered	Grades A-E		Registered	Grades A-E	
		N	%		N	%
Accounting	265	163	61.5	71	27	38.0
Applied maths	12	3	25.0	4	1	25.0
Arabic	25	16	64.0	3	3	100.0
Art	65	50	76.9	11	9	81.8
Biology	533	425	79.7	73	33	45.2
Chemistry	412	325	78.9	51	17	33.3
Computing	148	123	83.1	17	12	70.6
Economics	160	104	65.0	33	17	51.5
Engineering drawing	1	0	0.0	1	0	0.0
English	736	544	73.9	211	146	69.2
French	33	28	84.8	3	0	0.0
Geography	19	15	78.9	4	1	25.0
German	16	15	93.8	11	7	63.6
Graphical communication	27	16	59.3	11	7	63.6
Greek	0	0		0	0	
History	68	54	79.4	18	16	88.9
Home econ. & human ecology	58	47	81.0	12	9	75.0
Information technology	51	41	80.4	8	4	50.0
Italian	42	26	61.9	8	5	62.5
Latin	0	0		0	0	
Maltese	464	355	76.5	153	108	70.6
Marketing	529	336	63.5	250	131	52.4
Music	8	7	87.5	3	3	100.0
Philosophy	105	76	72.4	13	6	46.2
Physics	326	264	81.0	51	35	68.6
Pure maths	463	311	67.2	94	54	57.4
Religious knowledge	37	20	54.1	19	3	15.8
Russian	5	0	0.0	3	2	66.7
Sociology	249	186	74.7	70	53	75.7
Spanish	17	11	64.7	5	3	60.0
Theatre and performance	14	7	50.0	5	4	80.0

## Statistical Report (2023): Matriculation Certificate Examinations

An analysis of Table 6.2 indicates that in Advanced level subjects the percentage of candidates obtaining Grades A to E differ substantially between subjects as shown below.

Pass rate (Grades A-E, First Session)	AM Subjects
90% - 100%	German,
80% - 89%	Computing, French, Home Econ. & Human Ecology, Information Technology, Music, Physics,
70% - 79%	Art, Biology, Chemistry, English, Geography, History, Maltese, Philosophy, Sociology,
60% - 69%	Accounting, Arabic, Economics, Italian, Marketing, Pure Maths, Spanish,
50-59%	Graphical Communication, Religious Knowledge,
>40%	Applied Maths, Engineering Drawing, Russian

## Statistical Report (2023): Matriculation Certificate Examinations

*Table 6.3: Passes in Intermediate Level Subjects (First and Second Sessions)*

Subject	First Session			Second Session		
	Registered	Grades A-E		Registered	Grades A-E	
		N	%		N	%
Accounting	51	35	68.6	40	26	65.0
Applied Maths	31	21	67.7	16	7	43.8
Arabic	5	3	60.0	3	0	0.0
Art	13	7	53.8	5	0	0.0
Biology	365	211	57.8	250	82	32.8
Chemistry	29	10	34.5	39	10	25.6
Classical Studies	82	46	56.1	34	11	32.4
Computing	71	45	63.4	28	15	53.6
Economics	69	37	53.6	20	16	80.0
Eng. Drawing & Graph. Comm.	81	45	55.6	62	35	56.5
English	1115	763	68.4	696	524	75.3
Environmental Science	357	235	65.8	210	152	72.4
French	53	40	75.5	33	27	81.8
Geography	72	53	73.6	38	19	50.0
German	52	40	76.9	33	26	78.8
Greek	0	0		0	0	
History	52	39	75.0	34	25	73.5
Home Econ. & Human Ecology	66	38	57.6	40	26	65.0
Information Technology	74	51	68.9	17	9	52.9
Italian	57	39	68.4	22	15	68.2
Latin	2	1	50.0	1	0	0.0
Maltese	124	89	71.8	77	55	71.4
Marketing	419	284	67.8	268	164	61.2
Music	12	7	58.3	5	2	40.0
Philosophy	211	139	65.9	108	71	65.7
Physical Education	145	103	71.0	82	49	59.8
Physics	368	228	62.0	161	111	68.9
Psychology	882	541	61.3	420	249	59.3
Pure Maths	557	331	59.4	240	120	50.0
Religious Knowledge	111	65	58.6	102	44	43.1
Russian	6	6	100.0	2	1	50.0
Sociology	306	189	61.8	144	98	68.1
Spanish	47	34	72.3	15	10	66.7
Systems Of Knowledge	1589	1263	79.5	517	376	72.7
Theatre And Performance	25	15	60.0	3	0	0.0

## Statistical Report (2023): Matriculation Certificate Examinations

An analysis of Table 6.3 indicates that in Intermediate level subjects the percentage of candidates obtaining Grades A to E differs substantially between subjects as shown below.

Pass rate (Grades A-E, First Session)	IM Subjects
<b>80% - 89%</b>	Russian,
<b>70% - 79%</b>	
<b>60% - 69%</b>	French, Geography, German, History, Maltese, Physical Education, Spanish, Systems Of Knowledge,
<b>50-59%</b>	Accounting, Applied Maths, Computing, English, Environmental Science, Information Technology, Italian, Marketing, Philosophy, Physics, Psychology, Sociology,
<b>&gt;40%</b>	Art, Biology, Classical Studies, Economics, Eng. Drawing & Graph. Comm., Home Econ. & Human Ecology, Music, Pure Maths, Religious Knowledge

### Revision of Papers

The numbers of candidates applying for Revision of Papers from 2004 to 2023 are shown in Table 6.4. The table that follows, Table 6.5, shows the percentage of these applicants who had their grade revised. The two figures that follow represent this data graphically.

*Table 6.4: Percentage Applications for Revision of Papers by Year, Session and Level*

Year	First Session		Second Session	
	Advanced Matriculation (AM)	Intermediate Matriculation (IM)	Advanced Matriculation (AM)	Intermediate Matriculation (IM)
2004	8.1	3.9	7.3	5.9
2005	7.7	3.5	6.8	7.2
2006	5.9	2.7	9.6	8.0
2007	6.8	3.6	7.0	5.8
2008	5.5	4.4	5.7	4.3
2009	5.2	3.0	6.6	4.2
2010	6.2	4.1	7.3	6.3
2011	7.4	4.0	7.4	6.2
2013	8.2	4.0	2.9	4.2
2014	7.5	3.5	7.1	6.0
2015	8.5	3.1	5.5	2.7
2016	7.9	3.0	4.8	3.4
2017	6.9	3.1	8.2	5.9
2018	10.3	7.4	6.6	6.9
2019	9.2	5.2	4.2	5.9
2020	5.4	4.6	4.0	4.2
2021	5.3	2.6	4.9	3.3
2022	5.2	2.6	3.1	4.5
2023	7.2	2.6	6.8	3.1

Statistical Report (2023): Matriculation Certificate Examinations

Table 6.5: Percentage Upgrades from Revision of Papers by Year, Session and Level

Year	First Session		Second Session	
	Advanced Matriculation (AM)	Intermediate Matriculation (IM)	Advanced Matriculation (AM)	Intermediate Matriculation (IM)
2004	4.0	4.6	1.3	3.1
2005	2.5	3.0	4.8	1.3
2006	2.9	6.6	0.9	22.8
2007	2.5	8.4	2.7	0.0
2008	2.1	3.1	6.0	0.0
2009	4.9	4.5	3.4	2.4
2010	4.9	3.5	1.4	7.5
2011	3.5	3.0	2.9	1.5
2013	4.3	5.8	0.0	0.0
2014	4.3	5.0	0.0	1.6
2015	1.0	7.7	2.8	11.4
2016	3.0	7.2	4.8	2.5
2017	3.6	7.9	0.0	10.5
2018	2.1	6.7	0.0	3.6
2019	1.0	2.9	1.5	4.2
2020	1.6	4.7	0.0	5.1
2021	1.9	1.5	0.0	4.6
2022	0.3	4.1	2.5	3.5
2023	2.3	5.6	0.0	6.0

Figure 6.15 suggests that the percentage of candidates applying for Revision of Papers has followed no particular trend across the years. Drops and peaks along the years seem rather random. Thus, while in 2018 a sharp increase in the percentage requests for Revision of Papers is noted, especially for Intermediate and Advanced subjects following the First session, percentage registrations declined in 2019. Usually, the percentage of candidates applying for Revision of Papers is higher for Advanced Matriculation subjects. Figure 6.16 suggests that the percentage of upgrades from Revision of Papers has also followed no particular trend across the years.

## Statistical Report (2023): Matriculation Certificate Examinations

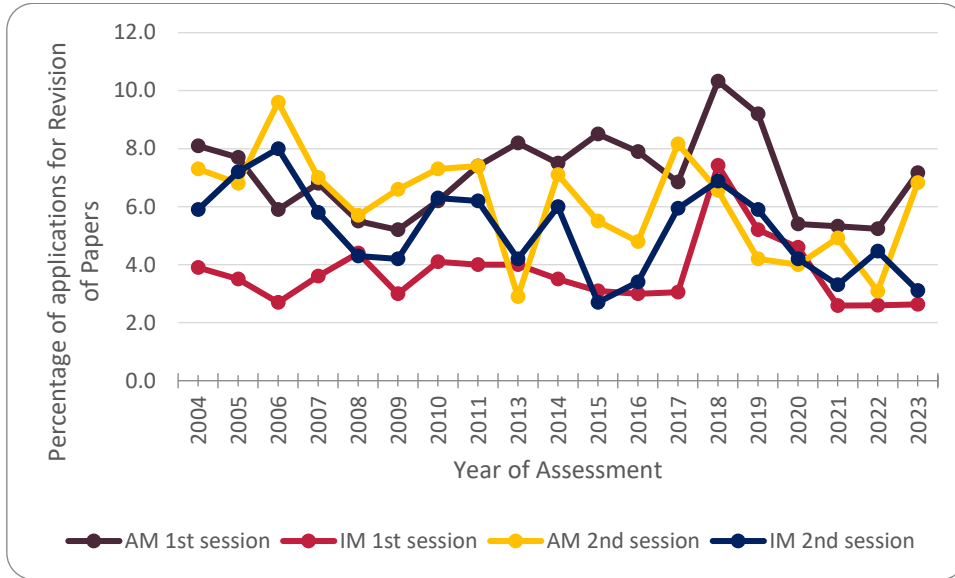


Figure 6.15: Percentage Applications for Revision of Papers by Year, Session and Level

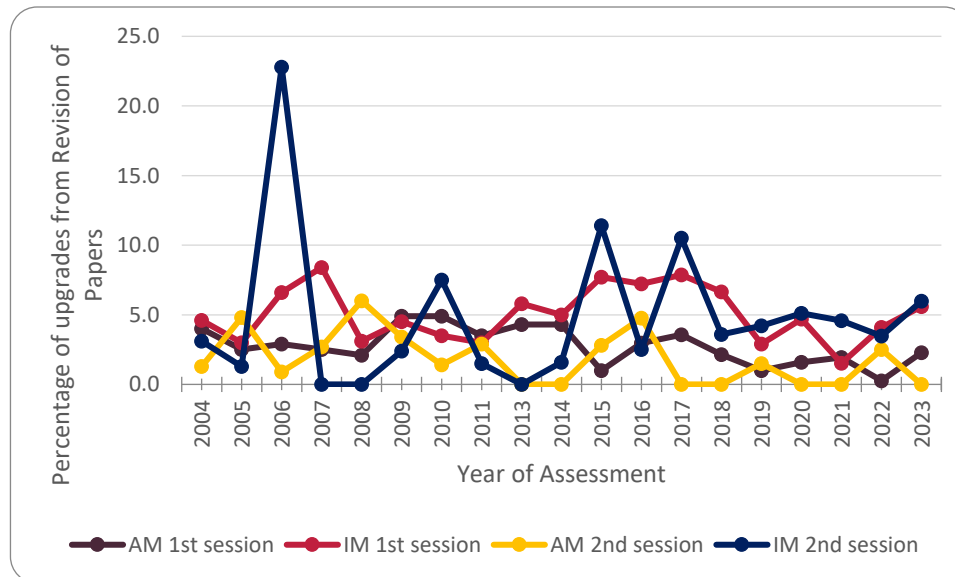


Figure 6.16: Percentage Upgrades from Revision of Papers by Year, Session and Level

## 7. CONCLUSION

This report has been produced with the intention of providing valid and reliable information about various aspects of the 2023 Matriculation Examination sessions. The emphasis is on both the presentation of the information as well as on important analyses that are possible as a result of this information. The report also makes it possible for individuals and institutions to carry out further analyses on the data presented. This report may also be used as a basis of an evaluation of the Matriculation Certificate system of examinations that has been in operation for more than twenty years to date. Trends from the change in regulations in 2012 are also visible.

Comments on this report and any recommendations on improving this or similar documents published by the MATSEC are welcome. These are to be addressed to Assessment Research and Development Office, MATSEC, Università ta' Malta on Tel: 2340 2814/5/6 or email: [matsec@um.edu.mt](mailto:matsec@um.edu.mt).



**APPENDIX A**

Timetables for the 2023 MATSEC Examination Sessions

# Statistical Report (2023): Matriculation Certificate Examinations



Matriculation and Secondary Education Certificate Examinations Board

## First 2023 Session Timetable

	ADVANCED MATRICULATION FIRST SESSION		INTERMEDIATE MATRICULATION FIRST SESSION		
	09:00	16:00	09:00	16:00	
Tuesday 25 April	Information Technology I	Religious Knowledge I			Tuesday 25 April
Wednesday 26 April	Information Technology II	Religious Knowledge II	Information Technology	Religious Knowledge	Wednesday 26 April
Thursday 27 April	Philosophy I			Systems of Knowledge	Thursday 27 April
Friday 28 April	Computing I	Philosophy II		Philosophy	Friday 28 April
Saturday 29 April	Maltese I/Applied Mathematics I	Maltese II	Maltese		Saturday 29 April
Tuesday 2 May	Computing II	Maltese III/Applied Mathematics II	Computing	Applied Mathematics	Tuesday 2 May
Wednesday 3 May	Marketing I	Marketing II		Marketing	Wednesday 3 May
Thursday 4 May	Accounting I	Italian II	Accounting	Italian	Thursday 4 May
Friday 5 May	Accounting II/Arabic II	Italian III	Arabic	Physical Education	Friday 5 May
Saturday 6 May	Pure Mathematics I	Italian IV	Pure Mathematics		Saturday 6 May
Monday 8 May	Pure Mathematics II	Arabic III/Russian I/ Italian I Part I (15:00)		Italian (List.) (17:00)	Monday 8 May
Tuesday 9 May	Biology I	Biology II		Biology	Tuesday 9 May
Wednesday 10 May	Biology III	French IV & I		French	Wednesday 10 May
Thursday 11 May	French II	Russian II/Spanish (List.) (15:00)		Spanish (List.) (16:00)	Thursday 11 May
Friday 12 May	Russian III		Russian	Psychology	Friday 12 May
Saturday 13 May	English I	English II			Saturday 13 May
Monday 15 May	Economics I	English III		English	Monday 15 May
Tuesday 16 May	Economics II	German I/Greek I	Economics	Greek	Tuesday 16 May
Wednesday 17 May	Geography I	Chemistry I			Wednesday 17 May
Thursday 18 May	German III	Chemistry II	German	Chemistry	Thursday 18 May
Friday 19 May	Geography II	German II (List. & Reading)/Greek II	Geography	German (List.) (15:00)	Friday 19 May
Saturday 20 May	Physics I	Physics II	Environmental Science	Physics	Saturday 20 May
Monday 22 May	History I	History III		History	Monday 22 May
Tuesday 23 May	Home Economics I	Home Economics III		Home Economics	Tuesday 23 May
Wednesday 24 May	French III	Theatre and Performance I		Theatre and Performance	Wednesday 24 May
Thursday 25 May	History III	Spanish I/Latin I		Spanish	Thursday 25 May
Friday 26 May	Sociology I	Spanish II	Music (Parts I & III)	Music (Part III cont.)	Friday 26 May
Saturday 27 May	Sociology II	Sociology III	Sociology		Saturday 27 May
Monday 5 June		Music I			Monday 5 June
Tuesday 6 June		Latin II		Latin/Classical Studies	Tuesday 6 June
Thursday 8 June	Eng Draw/Graph Comm I	Eng Draw/Graph Comm II		Eng Draw & Graph Comm	Thursday 8 June
Friday 9 June	Music III (performance/composition)/ Spanish III	Music II (Part II)		Music (Part III)	Friday 9 June
Saturday 10 June	Art I	Art II	Art		Saturday 10 June
Monday 12 June	Theatre and Performance II	Art III			Monday 12 June

Statistical Report (2023): Matriculation Certificate Examinations



Matriculation and Secondary Education Certificate Examinations Board

Main 2023 Session Timetable

SECONDARY EDUCATION CERTIFICATE MAIN SESSION		SECONDARY EDUCATION APPLIED CERTIFICATE MAIN SESSION	
09:00		16:00	
Tuesday 25 April	Religious Knowledge I		Tuesday 25 April
Wednesday 26 April	Religious Knowledge II		Wednesday 26 April
Thursday 27 April		English & Communication (inc. Listening Comprehension)/ Mathematics	Thursday 27 April
Friday 28 April	Computing I	Arabic II	Friday 28 April
Saturday 29 April	Maltese I	Maltese II	Saturday 29 April
Tuesday 2 May	Computing II	Environmental Studies I	Tuesday 2 May
Wednesday 3 May	Ethics II	Environmental Studies II	Wednesday 3 May
Thursday 4 May	Accounting I	Italian I & Listening Comprehension	Thursday 4 May
Friday 5 May	Accounting II	Physical Education II	Friday 5 May
Saturday 6 May	Mathematics I	Mathematics II	Saturday 6 May
Monday 8 May	Biology I	Italian II & Listening Comprehension	Monday 8 May
Tuesday 9 May	Design & Technology II	Biology II	Tuesday 9 May
Wednesday 10 May	Commerce I/Business Studies I	French I & Listening Comprehension	Wednesday 10 May
Thursday 11 May	Commerce II/Business Studies II	French II & Listening Comprehension	Thursday 11 May
Friday 12 May	Greek I/Russian I/Class. Cult. & Civil. I	German I & Listening Comprehension	Friday 12 May
Saturday 13 May	English Language I	English Language II	Saturday 13 May
Monday 15 May	Economics I		Monday 15 May
Tuesday 16 May	Economics II	German II & Listening Comprehension	Tuesday 16 May
Wednesday 17 May	Geography I	English Literature I	Wednesday 17 May
Thursday 18 May	Chemistry I	Chemistry II	Thursday 18 May
Friday 19 May	Geography II	English Literature II	Friday 19 May
Saturday 20 May	Physics I	Physics II	Saturday 20 May
Monday 22 May	History I	History II	Monday 22 May
Tuesday 23 May		Home Economics I	Tuesday 23 May
Wednesday 24 May	Greek II/Russian II/Class. Cult. & Civil. II	Home Economics II	Wednesday 24 May
Thursday 25 May		Spanish I & Listening Comprehension/Latin I	Thursday 25 May
Friday 26 May	European Studies I	Spanish II & Listening Comprehension/Latin II	Friday 26 May
Saturday 27 May	Social Studies I	Social Studies II	Saturday 27 May
Monday 5 June	Music II (Part I)	European Studies II	Monday 5 June
Tuesday 6 June	Music II (Part II)	Music II (Part II) (cont.)	Tuesday 6 June
Thursday 8 June	Graphical Communication I	Graphical Communication II	Thursday 8 June
Friday 9 June		Music I (Part I & II)	Friday 9 June
Saturday 10 June	Art I	Art I (cont.)	Saturday 10 June
Monday 12 June		Art II	Monday 12 June

## Main/First 2023 Session Timetable

ORAL EXAMINATIONS		PRACTICAL EXAMINATIONS		PHYSICAL EDUCATION EXAMINATIONS		
<b>Advanced Matriculation Orals</b>		<b>SEC Listening Comprehension/Dictation</b>		<b>Intermediate Matriculation Activities</b>		
Maltese	Monday 20 March	English	Saturday 25 March	All Activities	Friday 24 March	
	Thursday 23 March	Russian	Tuesday 18 April		Monday 27 March	
	Monday 27 March	Arabic	Monday 24 April		Tuesday 28 March	
	Thursday 30 March				Wednesday 29 March	
English	Wednesday 22 March	<b>SEC Reading &amp; Conversation</b>		<b>SEC Activities</b>		
	Wednesday 29 March	English/French	Monday 20 March	Athletics, Games, Gym and Dance	Thursday 23 March	
	Friday 14 April		Thursday 23 March		Friday 24 March	
	Tuesday 18 April		Monday 27 March		Monday 27 March	
	Friday 21 April		Thursday 30 March		Tuesday 28 March	
Friday 14 April	Monday 3 April		Wednesday 29 March			
French	Friday 14 April	Thursday 13 April	Thursday 30 March	Monday 3 April		
Arabic/German/Spanish/Russian	Monday 17 April	Friday 17 March	Tuesday 21 March	Tuesday 6 June		
Italian	Saturday 22 April	Tuesday 24 March	Friday 24 March	Thursday 8 June		
Music II Part I	Monday 5 June	Tuesday 28 March	Tuesday 4 April	Friday 9 June		
		Friday 14 April	Friday 14 April	Monday 12 June		
<b>Intermediate Matriculation Orals</b>		Arabic/German/Spanish/Russian	Wednesday 22 March	<b>SEC Physical Education</b>		
English	Friday 17 March		Wednesday 29 March	Thursday 15 June	SEC P.E. candidates will receive a form on which to indicate their choice from MATSEC.	
	Tuesday 21 March		Wednesday 19 April	Friday 16 June		
	Friday 24 March		<b>SEAC Controlled Oral</b>			
	Tuesday 28 March	English	Tuesday 25 April			
	Tuesday 4 April					
Italian	Saturday 1 April	<b>SEC VOCATIONAL SUBJECTS UNIT III</b>		<b>Candidates will receive their Index Number and Venue details for Oral and Written Examinations in due course.</b>		
Maltese	Saturday 15 April	Information Technology	Tuesday 18 April			
Arabic/German/Spanish/Russian	Thursday 20 April	Retail	Wednesday 19 April			
French	Friday 21 April	Hospitality	Thursday 20 April			
		Media Literacy Education	Friday 21 April			
		Health and Social Care	Monday 24 April			
		Engineering Technology	Tuesday 25 April			
		Hairdressing and Beauty	Tuesday 25 April			
		Agribusiness	Wednesday 26 April			
		Fashion and Textiles	Wednesday 26 April			

Following registration, candidates will be informed individually about:

- Advanced Matriculation Oral Examinations
- Advanced Matriculation Music Oral/Aural examinations
- Advanced Matriculation Biology, Chemistry, Physics and Theatre and Performance Practicals
- Intermediate Matriculation Physical Education Activities
- Intermediate Matriculation Theatre and Performance Practicals
- SEC Physical Education Activities
- SEC Listening Comprehension/Dictation (Group Examinations)
- SEC Reading, Conversation, Role Play, etc. (Individual Oral Examinations)



## Main/First 2023 Session Notices

### Advanced Matriculation

Heads of School are to send the coursework assessment marks for Engineering Drawing, Graphical Communication, Information Technology, Geography and Home Economics and Human Ecology to MATSEC by Friday 10 March 2023. Moderation of coursework in schools will take place between Monday 20 March 2023 and Thursday 20 April 2023, both dates inclusive.

All candidates sitting for Art and Private candidates sitting for Engineering Drawing, Graphical Communication, Information Technology, Geography and Home Economics and Human Ecology are to present their project to MATSEC or the Examinations Centre Victoria, Gozo between Monday 20 February 2023 and Friday 10 March 2023 both dates inclusive from 8:00 – 12:00 or 14:00 – 16:00.

The starting points of the AM Art Thematic Project Work will be published on the MATSEC website by Tuesday 4 April 2023. Candidates are to hand in this work at the end of the AM ART Paper I (Extended Thematic Project) examination session in a folder.

Candidates sitting for AM Music are to indicate whether they will be choosing Performance or Composition on the on-line form at the time of registration. They are to present two copies of the composition (if chosen) to MATSEC or the Examinations Centre Victoria, Gozo by noon Friday 21 April 2023.

Reference should be made to the respective syllabi for further details about each subject including folders required.

### Coursework Notice

All coursework submitted by private candidates will be assessed by the Board of Examiners for the subject. With the exception of SEC, IM and AM Art, it is to be presented in a special folder obtainable from MATSEC. All candidates may be called for an interview regarding their coursework. Interviews will be held between Monday 20 March 2023 and Tuesday 11 April 2023 both dates inclusive.

Specific dates will be scheduled per subject (where applicable). Interviews related to a particular subject cannot be scheduled outside the dates pertaining to the subject concerned.

Coursework presented to MATSEC is to be collected by the candidate and on presentation of the Identity card between Thursday 17 August 2023 and Friday 18 August 2023 from 08:00 – 12:00.

The MATSEC Board reserves the right to keep any of the works submitted by candidates.

### Intermediate Matriculation

Heads of School are to send the coursework assessment marks for Computing, Information Technology and Systems of Knowledge to MATSEC by Friday 10 March 2023. Moderation of coursework in schools will take place between Monday 20 March 2023 and Thursday 20 April 2023, both dates inclusive.

All candidates sitting for Art, and Private candidates sitting for Computing, Information Technology and Systems of Knowledge are to present their project to MATSEC or the Examinations Centre Victoria, Gozo between Monday 20 February 2023 and Friday 10 March 2023 both dates inclusive from 8:00 – 12:00 or 14:00 – 16:00.

IM Art candidates are to indicate whether for Part II Section A – Work from Observation – they will be choosing Option (i) Still-life with Man-made and Natural forms, or Option (ii) the Human Figure. Candidates are to indicate their choice on the on-line form at the time of registration.

The starting points of the IM Art Thematic Project Work will be published on the MATSEC website by Tuesday 4 April 2023. Candidates are to present this work on Tuesday 6 June 2023 from 08:00 – 12:00 or 14:00 – 16:00 at MATSEC or the Examinations Centre Victoria, Gozo.

Candidates sitting for IM Music are to indicate whether they will be choosing Performance or Composition on the on-line form at the time of registration. They are to present two copies of the composition (if chosen) to MATSEC or the Examinations Centre Victoria, Gozo by noon Friday 21 April 2023.

Reference should be made to the respective syllabi for further details about each subject including folders required.

Access Arrangements - Candidates are to apply for Exam Access Arrangements by noon 21 November 2022 at MATSEC.

Late applications for Exam Access Arrangements will only be accepted with late examination registrations on the 28 and noon 29 November 2022. Late fees will apply. Applications for Exam Access Arrangements beyond the 29 November 2022 may be accepted and very late fees will apply.

MATSEC will not make any arrangements in case of clashes with examinations of other boards. Colleges/schools are advised to take note of examination dates before staging school activities for candidates sitting for MATSEC examinations on the prescribed dates as alterations will not be considered. Registrations will be open between 7 November and noon 21 November 2022. To register, candidates are to apply online on [www.um.edu.mt/matsec/register](http://www.um.edu.mt/matsec/register). Changes to candidates' details after the 21 November will incur additional charges. Late applications will be accepted online on [www.um.edu.mt/matsec/register](http://www.um.edu.mt/matsec/register) on 28 November and noon 29 November 2022. Additional fees apply. A candidates' handbook is available to download from: <https://www.um.edu.mt/matsec/guidelines-policies>

### Secondary Education Certificate

Heads of School are to send the coursework assessment marks for the subjects outlined below to MATSEC by Friday 10 March 2023. In due course, each respective school will be sent sheets for the candidates' assessment marks to be filled in. Moderation of coursework in schools will take place between Monday 20 March 2023 and Thursday 20 April 2023, both dates inclusive.

Private candidates are to present their coursework for the subjects outlined below to MATSEC or the Examinations Centre Victoria, Gozo between Monday 20 February 2023 and Friday 10 March 2023 both dates inclusive from 8:00 – 12:00 or 14:00 – 16:00.

Subjects:

Art | Biology | Business Studies | Chemistry | Computing | Design and Technology | Environmental Studies | Ethics | Geography | Home Economics | Physical Education | Physics

SEC Art candidates are to indicate whether for Paper I – Work from Observation – they will be choosing Option (a) Still-life, composed of Man-made and Natural forms, or Option (b) the Human Figure. Candidates are to indicate their choice on the on-line form at the time of registration.

The Art General Themes will be published on the MATSEC website by Friday 19 May 2023.

SEC Physical Education candidates shall be requested, in due course to indicate their practical activities choice electronically. More details shall be sent to the candidates' registered email address.

## Supplementary/Second Session - 2023 Timetable

ADVANCED MATRICULATION SECOND SESSION		
Date	09:00	16:00
Monday 28 August		
Tuesday 29 August	Biology/Chemistry/Physics Practical Exams (am/pm)	
Wednesday 30 August	Paper I (All Subjects)	
Thursday 31 August	Paper II (All Subjects)	
Friday 1 September	Paper III (All Subjects) where applicable	
Saturday 2 September		
Monday 4 September		
Tuesday 5 September		

### ADVANCED MATRICULATION NOTICES

Subject/Paper	Date	Time
<b>Italian</b>		
Paper I ( <i>Listening Comprehension and Dictation</i> )	Wednesday 30 August	To be announced
Paper II	Wednesday 30 August	To be announced
Paper III	Thursday 31 August	09:00
Paper IV	Friday 1 September	09:00
<b>French</b>		
Paper IV ( <i>Dictation</i> )	Wednesday 30 August	To be announced
<b>Spanish</b>		
<i>Listening Comprehension</i>	Wednesday 30 August	To be announced
<b>German</b>		
<i>Listening Comprehension</i>	Thursday 31 August	To be announced
<b>Music</b>		
Paper I ( <i>Part I and II</i> )	Wednesday 30 August	To be announced
Paper III	Friday 1 September	To be announced

**TWO copies of the music composition** (if chosen) are to be presented to MATSEC or the Examinations Centre, Victoria Gozo by Friday 18 August from 08:00 to 12:00

INTERMEDIATE SECOND SESSION	
09:00	16:00
Physical Education Practical Exam (am/pm)	
	Systems of Knowledge
Group I Subjects	Group II Subjects
Group IV Subjects	Group III Subjects

### SECONDARY EDUCATION APPLIED CERTIFICATE

SUPPLEMENTARY SESSION	
	09:00
Thursday 31 August	English & Communication (inc. Listening Comprehension)/ Mathematics

### INTERMEDIATE MATRICULATION NOTICES

Subject/Paper	Date	Time
<b>German</b>		
<i>Listening Comprehension</i>	Wednesday 6 September	To be announced
<b>Italian</b>		
<i>Listening Comprehension</i>	Wednesday 6 September	To be announced
<b>Spanish</b>		
<i>Listening Comprehension</i>	Wednesday 6 September	To be announced
<b>Music</b>		

**TWO copies of the music composition** (if chosen) are to be presented to MATSEC or the Examinations Centre, Victoria Gozo by Friday 18 August from 08:00 to 12:00

SECONDARY EDUCATION CERTIFICATE SUPPLEMENTARY SESSION	
09:00	16:00
English Language I	English Language II
Biology/Chemistry/Physics Paper I	Biology/Chemistry/Physics Paper II
Maltese I	Maltese II
Mathematics I	Mathematics II

### GROUP SUBJECTS

Group I	
Maltese	Greek
Arabic	Italian
English	Latin
French	Russian
German	Spanish
Group II	
Accounting	Marketing
Classical Studies*	Philosophy
Economics	Psychology*
Geography	Religious Knowledge
History	Sociology
Group III	
Applied Mathematics (Mechanics)	Environmental Science*
Biology	Physics
Chemistry	Pure Mathematics
Group IV	
Art	Information Technology
Computing	Music
Engineering Drawing	Physical Education*
Graphical Communication	Theatre and Performance
Home Economics and Human Ecology	

Systems of Knowledge\*

**\*offered at Intermediate Level (IM) only**



## Supplementary/Second Session - 2023 Timetable

### ADVANCED MATRICULATION

#### Orals

Arabic/English/French/German/Italian/Maltese/Russian/Spanish	Tuesday 29 August
Music II Part I	Thursday 7 September

#### Practicals

Theatre and Performance	Thursday 7 September
-------------------------	----------------------

#### Art | All Candidates

Presentation of Coursework (Portfolio, Personal Study and Visual Journal) by noon Monday 31 July 2023 at MATSEC or the Examination Centre in Victoria, Gozo.

Starting points of Thematic Project Work will be published on the MATSEC website by Wednesday 19 July 2023. Candidates are to hand in this work at the end of the AM Art I (Extended Thematic Project) examination session in a folder.

**Engineering Drawing, Graphical Communication, Information Technology, Geography, Home Economics and Human Ecology | Private Candidates**

Presentation of Project by noon Monday 31 July 2023 at MATSEC or the Examination Centre in Victoria, Gozo.

Coursework/Project Interviews: Wednesday 16 August 2023 – Thursday 7 September 2023 both dates inclusive. All candidates may be called for an interview. Specific dates will be scheduled per subject where applicable. Interviews related to a particular subject cannot be scheduled outside the dates pertaining to the subject concerned.

### SECONDARY EDUCATION CERTIFICATE

#### Biology, Chemistry, Physics | Private Candidates

Presentation of Project by noon Monday 31 July 2023 at MATSEC or the Examination Centre in Victoria, Gozo.

Coursework/Project Interviews: Wednesday 16 August 2023 – Thursday 7 September 2023 both dates inclusive. All candidates may be called for an interview. Specific dates will be scheduled per subject where applicable. Interviews related to a particular subject cannot be scheduled outside the dates pertaining to the subject concerned.

### INTERMEDIATE MATRICULATION

#### Orals

Arabic/French/German/Italian/Maltese/Russian/Spanish	Wednesday 6 September
English	Tuesday 29 August
	Wednesday 6 September

#### Practicals

Theatre and Performance	Thursday 7 September
Music Part I and Part III	Thursday 7 September

#### Art | All candidates

Presentation of Coursework (Portfolio, Personal Study and Visual Journal) by noon Monday 31 July 2023 at MATSEC or the Examination Centre in Victoria, Gozo.

Starting points of Thematic Project Work will be published on the MATSEC website by Monday 7 August 2023. Candidates are to present this work on Wednesday 6 September 2023 from 08:00 to 12:00 at MATSEC or the Examination Centre in Victoria, Gozo.

#### Computing, Information Technology, Systems of Knowledge | Private Candidates

Presentation of Project by noon Monday 31 July 2023 at MATSEC or the Examination Centre in Victoria, Gozo.

Coursework/Project Interviews: Wednesday 16 August 2023 – Thursday 7 September 2023 both dates inclusive. All candidates may be called for an interview. Specific dates will be scheduled per subject where applicable. Interviews related to a particular subject cannot be scheduled outside the dates pertaining to the subject concerned.

REGISTRATIONS WILL BE OPEN BETWEEN 19 JULY 2023 AND 24 JULY 2023 NOON.

LATE APPLICATIONS WILL BE ACCEPTED BETWEEN NOON 25 JULY AND 26 JULY 2023 NOON. ADDITIONAL FEES APPLY.

**CANDIDATES REGISTERING FOR AN EXAMINATION FOR THE FIRST TIME WILL BE TREATED AS PRIVATE CANDIDATES. THEREFORE, ALL COURSEWORK/PROJECT WORK IS TO BE PRESENTED TO MATSEC OR THE EXAMINATIONS CENTRE, VICTORIA GOZO AS INDICATED ABOVE.**

Coursework presented to MATSEC is to be collected during the week starting Monday 23 October 2023 from 08:00 to 12:00 and 14:00 to 16:00. The MATSEC Board reserves the right to keep any of the works submitted by candidates.

**APPENDIX B**

Combination of subjects at Advanced Matriculation level and at Intermediate Matriculation level



# Statistical Report (2023): Matriculation Certificate Examinations

*Table B.1: Subject combinations: Advanced level subjects (First session)*

	ACCOUNTING	APPLIED MATHS	ARABIC	ART	BIOLOGY	CHEMISTRY	COMPUTING	ECONOMICS	ENGINEERING DRA	ENGLISH	FRENCH	GEOGRAPHY	GERMAN	GRAPHICAL COMM	HISTORY	HOME ECON. & HU	INFORMATION TEC	ITALIAN	MALTESE	MARKETING	MUSIC	PHILOSOPHY	PHYSICS	PURE MATHS	RELIGIOUS KNOW	RUSSIAN	SOCIOLOGY	SPANISH	THEATRE AND PER
ACCOUNTING	265	2	1	0	0	0	8	54	0	10	0	0	1	1	0	2	1	0	6	77	0	0	3	22	0	0	4	0	0
APPLIED MATHS	2	12	1	0	0	0	1	1	0	0	0	0	0	0	0	0	1	0	0	2	0	0	5	3	0	0	0	0	0
ARABIC	1	1	25	2	0	0	1	4	0	3	1	1	0	0	1	1	2	0	0	7	0	2	2	3	0	0	2	0	0
ART	0	0	2	65	3	5	2	0	0	14	2	0	2	6	1	0	1	0	1	10	0	2	1	3	2	0	6	0	0
BIOLOGY	0	0	0	3	533	384	0	0	0	43	1	1	3	0	5	7	1	1	6	19	0	9	9	9	2	0	12	1	0
CHEMISTRY	0	0	0	5	384	412	0	1	0	5	0	0	0	0	2	1	0	0	1	3	0	1	8	9	0	1	2	0	0
COMPUTING	8	1	1	2	0	0	148	8	0	3	0	0	0	0	0	0	0	0	1	11	0	5	11	96	0	1	1	0	0
ECONOMICS	54	1	4	0	0	1	8	160	0	4	2	0	0	1	3	2	3	2	0	48	0	3	4	10	1	0	4	0	0
ENGINEERING DRAWING	0	0	0	0	0	0	0	0	1	0	0	0	0	0	0	0	0	0	0	0	0	0	0	0	0	0	0	0	0
ENGLISH	10	0	3	14	49	5	3	4	0	736	11	3	6	1	26	9	3	10	250	70	3	39	10	9	7	1	59	4	12
FRENCH	0	0	1	2	1	0	0	2	0	11	33	0	1	0	3	0	0	5	2	4	1	2	1	1	1	0	2	1	0
GEOGRAPHY	0	0	1	0	1	0	0	0	0	3	0	19	0	1	4	0	2	0	2	4	0	0	1	0	0	0	3	0	0
GERMAN	1	0	0	2	3	0	0	0	0	6	1	0	16	0	0	0	1	1	2	0	0	1	0	0	0	0	1	0	0
GRAPHICAL COMMUNICATION	1	0	0	6	0	0	0	1	0	1	0	1	0	27	0	0	1	0	0	4	0	0	2	3	0	0	1	0	0
HISTORY	0	0	1	1	5	2	0	3	0	26	3	4	0	0	68	0	0	2	2	7	0	7	1	0	1	0	6	1	0
HOME ECON. & HUMAN ECOLOGY	2	0	1	0	7	1	0	2	0	9	0	0	0	0	58	0	0	1	5	10	0	2	1	1	1	0	8	0	0
INFORMATION TECHNOLOGY	1	1	2	1	1	0	0	3	0	3	0	2	1	1	0	0	51	0	0	28	0	0	1	3	0	0	2	0	0
ITALIAN	0	0	0	0	1	0	0	2	0	10	5	0	1	0	2	1	0	42	4	7	0	1	2	0	1	5	2	0	0
MALTESE	6	0	0	1	6	1	1	0	0	250	2	2	2	0	2	5	0	4	464	21	2	7	3	2	4	0	25	1	0
MARKETING	77	2	7	10	19	3	11	48	0	70	4	4	0	4	7	10	28	7	21	523	0	7	9	22	3	1	36	1	0
MUSIC	0	0	0	0	0	0	0	0	0	3	1	0	0	0	0	0	0	0	2	0	8	0	1	0	1	0	0	0	0
PHILOSOPHY	0	0	2	2	9	1	5	3	0	39	2	0	1	0	7	2	0	1	7	7	0	105	0	1	0	0	19	0	2
PHYSICS	3	5	2	1	9	8	11	4	0	10	1	1	0	2	1	1	1	1	3	9	1	0	326	256	0	0	5	0	0
PURE MATHS	22	3	3	3	9	9	96	10	0	9	1	0	0	3	0	1	3	2	2	22	0	1	256	463	0	1	2	0	0
RELIGIOUS KNOWLEDGE	0	0	0	2	2	0	0	1	0	7	1	0	0	0	1	1	0	0	4	3	1	0	0	0	37	0	5	0	0
RUSSIAN	0	0	0	0	0	1	1	0	0	1	0	0	0	0	0	0	0	1	0	1	0	0	0	1	0	5	0	0	0
SOCIOLOGY	4	0	2	6	12	2	1	4	0	59	2	3	1	1	6	8	2	5	25	36	0	19	5	2	5	0	249	1	1
SPANISH	0	0	0	0	1	0	0	0	0	4	1	0	0	0	1	0	0	2	1	1	0	0	0	0	0	0	1	17	0
THEATRE AND PERFORMANCE	0	0	0	0	0	0	0	0	0	12	0	0	0	0	0	0	0	0	0	0	0	2	0	0	0	0	1	0	16

Statistical Report (2023): Matriculation Certificate Examinations  
 Table B. 2: Subject combinations: Intermediate level subjects (First session)

	ACCOUNTING	APPLIED MATHS	ARABIC	ART	BIOLOGY	CHEMISTRY	CLASSICAL STUDIES	COMPUTING	ECONOMICS	ENG. DRAWING & GR.	ENGLISH	ENVIRONMENTAL SC	FRENCH	GEOGRAPHY	GERMAN	HISTORY	HOME ECON. & HUMA	INFORMATION TECHNI	ITALIAN	LATIN	MALTESE	MARKETING	MUSIC	PHILOSOPHY	PHYSICAL EDUCATIO	PHYSICS	PSYCHOLOGY	PURE MATHS	RELIGIOUS KNOWLED	RUSSIAN	SOCIOLOGY	SPANISH	SYSTEMS OF KNOWL	THEATRE AND PERFO		
ACCOUNTING	51	0	0	1	2	0	0	2	0	0	18	1	1	1	1	0	0	0	1	1	0	4	8	0	3	9	4	9	1	0	1	0	24	1		
APPLIED MATHS	0	3	0	0	2	1	0	0	0	0	15	0	0	0	1	0	0	1	1	0	1	2	0	2	0	1	7	4	0	0	2	1	15	0		
ARABIC	0	0	5	0	0	0	0	0	1	1	2	0	0	0	0	0	0	0	1	0	0	1	0	0	0	2	1	2	0	0	1	0	2	0		
ART	1	0	0	13	1	0	0	0	1	0	4	1	0	0	0	0	1	0	0	0	1	3	0	1	0	0	1	0	0	0	2	0	6	0		
BIOLOGY	2	2	0	1	365	2	15	3	4	0	80	7	8	1	4	6	9	3	7	1	6	35	2	20	25	5	193	12	13	0	30	2	195	6		
CHEMISTRY	0	1	0	0	2	23	1	0	0	0	7	1	0	1	1	0	0	1	0	0	0	8	0	1	0	3	7	1	0	0	0	0	18	1		
CLASSICAL STUDIES	0	0	0	0	15	1	82	2	2	0	20	19	0	1	0	5	0	1	2	0	3	2	3	7	1	5	16	8	3	0	3	0	52	2		
COMPUTING	2	0	0	0	3	0	2	7	1	0	33	3	0	2	2	2	0	4	1	1	4	12	0	3	0	5	11	10	4	0	3	0	31	0		
ECONOMICS	0	0	1	1	4	0	2	1	6	1	22	5	1	1	2	0	4	0	1	0	4	5	0	5	1	7	3	22	0	0	2	0	35	1		
ENG. DRAWING & GRAPH. COMM	0	0	1	0	0	0	0	0	1	5	41	0	0	1	4	0	0	0	0	0	0	2	15	0	2	0	1	6	6	4	0	4	1	42	0	
ENGLISH	18	15	2	4	80	7	20	33	22	41	115	74	10	31	9	13	16	40	12	0	26	140	3	57	49	123	239	230	29	4	68	8	523	7		
ENVIRONMENTAL SCIENCE	1	0	0	1	7	1	19	3	5	1	10	8	74	35	8	10	5	13	8	10	11	1	13	56	2	33	16	3	102	17	20	1	63	8	190	3
FRENCH	1	0	0	0	8	0	0	0	1	1	10	8	53	1	1	3	1	1	2	0	0	3	0	1	0	7	15	7	2	0	3	3	26	2		
GEOGRAPHY	1	0	0	0	1	1	1	2	1	4	31	10	1	72	0	1	1	0	1	0	2	2	0	0	0	4	9	15	0	1	2	1	34	1		
GERMAN	1	1	0	0	4	1	0	2	2	0	9	5	1	0	52	2	1	3	2	0	1	11	0	4	0	5	15	6	0	1	4	1	26	0		
HISTORY	0	0	0	0	6	0	5	2	0	0	13	13	3	1	2	52	0	1	1	0	1	1	0	3	1	5	3	7	1	0	4	0	31	0		
HOME ECON. & HUMAN ECOLOGY	0	0	0	1	9	0	0	0	4	0	16	8	1	1	1	0	65	0	0	0	3	11	0	2	2	6	23	10	1	0	7	1	33	0		
INFORMATION TECHNOLOGY	0	1	1	0	3	1	1	4	0	0	40	10	1	0	3	1	0	0	1	0	1	2	9	0	3	1	6	10	25	1	1	1	57	0		
ITALIAN	1	1	0	0	7	0	2	1	1	0	12	11	2	1	2	1	0	1	5	0	0	10	0	2	0	6	11	7	1	0	6	2	29	0		
LATIN	0	0	0	0	1	0	0	1	0	0	0	1	0	0	0	0	0	1	0	0	2	0	1	0	0	0	1	0	1	0	0	0	0	0	0	
MALTESE	4	1	1	1	6	0	3	4	4	2	26	13	0	2	1	1	3	2	0	0	12	14	0	3	1	10	25	24	15	0	11	0	53	0		
MARKETING	8	2	0	3	3	8	2	12	5	15	140	56	3	2	11	1	11	9	10	1	14	43	2	17	9	28	66	36	10	0	26	10	142	0		
MUSIC	0	0	0	0	2	0	3	0	0	0	3	2	0	0	0	0	0	0	0	0	0	2	16	0	1	2	2	1	0	0	1	0	7	0		
PHILOSOPHY	0	2	0	1	20	1	7	3	5	2	57	33	1	0	4	3	2	3	2	0	3	17	0	21	1	18	49	18	2	0	14	0	120	0		
PHYSICAL EDUCATION	3	0	0	0	23	0	1	0	1	0	49	16	0	0	0	1	2	3	1	0	1	9	1	1	145	14	36	13	3	0	8	0	67	0		
PHYSICS	9	1	2	0	5	3	5	5	7	1	123	3	7	4	5	5	6	6	6	0	10	28	2	43	36	95	86	93	17	1	13	1	206	1		
PSYCHOLOGY	4	7	1	1	193	7	16	11	3	6	239	102	15	9	15	3	23	10	11	1	25	66	2	43	36	95	86	93	17	1	70	6	501	6		
PURE MATHS	9	4	2	0	12	1	8	10	22	6	230	17	7	15	6	7	10	25	7	0	24	36	1	18	13	22	93	55	15	1	34	3	322	2		
RELIGIOUS KNOWLEDGE	1	0	0	0	13	0	3	4	0	4	29	20	2	0	0	1	1	1	1	1	15	10	0	2	3	16	17	15	10	0	5	1	44	1		
RUSSIAN	0	0	0	0	0	0	0	0	0	0	4	1	0	1	0	0	0	1	0	0	0	0	0	0	0	1	1	1	0	0	0	0	1	0	1	0
SOCIOLOGY	1	2	1	2	30	0	3	3	2	4	68	63	3	2	4	4	7	1	6	0	11	28	1	14	8	19	70	34	5	0	308	6	141	0		
SPANISH	0	1	0	0	2	0	0	0	0	1	8	8	3	1	1	0	1	1	2	0	0	10	0	0	1	6	3	1	0	0	6	4	7	26	0	
SYSTEMS OF KNOWLEDGE	24	15	2	6	195	18	52	31	35	42	523	190	26	34	26	31	33	57	29	0	53	142	7	120	67	206	501	322	44	1	141	26	1589	19		
THEATRE AND PERFORMANCE	1	0	0	0	6	1	2	0	1	0	7	3	2	1	0	0	0	0	0	0	0	0	0	0	0	1	6	2	1	0	0	0	19	25		